

Cleveland Caster



AUTHORIZED DISTRIBUTOR OF
DURABLE SUPERIOR CASTERS

INDUSTRIAL



FOOD SERVICE



INSTITUTIONAL



CASTERS AND WHEELS FOR ALMOST EVERY APPLICATION AND INDUSTRY

DURABLE SUPERIOR CASTERS

FULL LINE CATALOG

2023





















Canada & US: 1-800-848-4517
Mexico: 33-3161-8459
www.durablesuperior.com

Table of Contents

14	Part # Instructions	
18	Fasteners	
27	NSF Listed Products	
28	01/05/IT-Capacity: 400	
30	03/04-Capacity: 500	
33	05-Capacity: 1200	
35	5A-Capacity: 1100	
35	LB -Capacity: 500	
36	5H -Capacity: 1760	
36	LV Series Capacity: 2200	
37	SL/AC-Caster with Adj. Leveling Foot-Capacity: 2200	
37	LF-Leveling Foot	
37	5U-Capacity: 1760	
38	FH-Chariot-Capacity: 176	
39	A9-Capacity: 230	
40	11/12-Capacity: 500	
42	8A-Capacity: 200	
























43	08-Capacity: 110	
45	MS-Capacity: 125	
45	9A Light Duty Institutional Capacity: 150	
46	09/10/T2-Capacity: 175	
48	23/24-Capacity: 200	
50	CW-Capacity: 350	
53	13/14-Capacity: 350	
59	21-Capacity: 350	
64	07-Capacity: 350	
65	Stem Chart	
69	75/76/78/T3-Capacity: 350	
75	17/18/19/T1-Capacity: 350	
80	TM/TG/TR-Capacity: 350	
83	TH/SH/RH-Capacity: 350	
87	BK/RK-Capacity: 350	
91	FM/FS/FR-Capacity: 350	
94	F7-Capacity: 350	
98	RX-Capacity: 400	
102	Wheel & Bearing Charts 2" Wide	















103	H9/H0 Capacity: 660	
106	T9/79/80 Capacity: 450	
111	RX/RL/RR Capacity: 1300	
116	27/28/39 Capacity: 1250	
126	DT/FT/TT Capacity: 1250	
131	QL Capacity: 1300	
132	IT Capacity: 1000	
143	41/42 Capacity: 2000	
142	41 Pneumatic Capacity: 650	
144	5G Kingpinless Capacity: 2500	
149	45 Capacity: 2500	
159	49/50 Capacity: 2000	
162	4L Capacity: 1500	
167	47 Capacity: 2500	
173	4K Capacity: 2500	
178	LH Capacity: 2000	
183	43/44 Capacity: 1500	
189	51/52 Capacity: 2000	



















193	Wheel and Bearing Chart	
194	81/82 Capacity: 1800	
196	53/54 Capacity: 2500	
200	55/56 Capacity: 3500	
203	57/58 Capacity: 7000	
206	E5/58 Capacity: 5000	
208	61/62 Capacity: 7000	
213	E6/62 Capacity: 6000	
215	63/64 Capacity: 20000	
218	65/66 Capacity: 40000	
220	D7/R7 Capacity: 2000lb	
223	D1/R1 Capacity: 6000	
228	D2/R2 Capacity: 7000	
231	D3/R3 Capacity: 20000	
233	D4/R4 Capacity: 40000	
235	Super Series Capacity: 500	
236	67/68 Capacity: 850	
237	69/70 Capacity: 550	
238	G1/G2/G3-SPRING LOADED GATE CASTERS Capacity: 500	
239	SA/SB - Spring-Loaded Institutional Series Capacity: 300	






240	3S/3R Spring Loaded Medium-Heavy Duty Series Capacity: 700	
244	37/38 Spring Loaded Medium-Heavy Duty Series Capacity: 700	
248	6S/6R Heavy Duty Spring - Loaded Kingpin less Casters Capacity: 1100	
250	59, T5 Roadie - The Ultimate Case Caster Capacity: 500	
251	Black Finished Casters	
252	SC-Scaffold Caster Capacity: 1600	
254	Adjustable Height Casters Capacity: 350	
259	INVERTED CARGO CASTERS	
259	PR Casters Capacity: 550	
261	TN/TR-Fendy Series Capacity: 180	
261	TN-Max Capacity: 175	
262	TU-Max Capacity: 180	
263	POLIMED™ P5/PT/PD Series Composite Polymer Capacity: 300	
264	PL-Polima Capacity: 246	
264	AL-ALPHA SERIES: 225	
265	Shopping Cart Caster Capacity: 250	
265	Laundry Cart Caster Capacity: 250	
267	AC-Handtruck Casters Capacity: 350	
267	KDB-Low Rider – Appliance Caster Capacity: 200	
268	Container Twist-Lock Capacity: 20000	
268	GL-Glass Handling Caster Capacity: 75	




















269	Stainless Series	
270	Stainless POLIMED™ SP5/SPT Polymer Casters - Capacity: 300	
271	15/16 Stainless Caster - Capacity: 350	
278	E3 Stainless Caster - Capacity: 350	
281	S7/S8/S9 Stainless Total Lock Caster Series Capacity: 350	
287	73/74/7T Highly Polished Medium Duty SS Caster Capacity: 350	
293	MT/MD/MV Stainless Caster Series Capacity: 350	
298	RZ/RT/RB Stainless Casters Capacity: 350	
303	B1/B2/B3 Highly Polished Stainless Steel Casters Capacity: 1250	
309	31/32/TS Medium Duty Stainless Steel Casters Capacity: 1250	
314	S5/S6 Medium Duty Kingpinless SS Casters Capacity: 1250	
319	4S Modular Kingpinless Stainless Steel Casters Capacity: 1250	
324	FL-Stainless Steel Floor Locks	
325	S57/S58 SS Kingpinless Heavy Duty Caster Capacity: 3000	
327	S61/S62 SS Kingpinless Heavy Duty Caster Capacity: 3000	
329	LVS-Stainless LEVELING SERIES Capacity: 1300	
330	CONDUCTIVE CASTERS Capacity: 700	


















330	Wheels	
333	Antistatic Shopping Cart replacement wheel	
334	CQ-CONQUER™ Capacity: 2000	
334	UD-D-POLYON™ Capacity: 1200	
335	CP-Champion™ Capacity: 1700	
335	UX-ULTRAFLEX™ Capacity: 1200	
336	UA-POLYFLEXON® Capacity: 1200	
336	RP-POLYFLEXON® Capacity: 1000	
337	DW - Dual FlatTread Polyurethane Wheels Capacity: 7000	
338	DW - Dual Round Tread Polyurethane Wheels Capacity: 7000	
339	EX-ULTRA-POLY™ Capacity: 6500	
340	HU-ERGOLASTOMER™ Capacity: 3200	
341	PX-MEGAPOLY™ - TITAN™ Polyurethane Wheel Capacity: 10000	
342	SU-DURALASTOMER Capacity: 1000	
343	MU-POLYON MAXROK™ Capacity: 1400	
344	PA-POLYON AL™ Capacity: 1500	
345	SW-ENERGY SAVER POLYON™ Capacity: 2200	

























347	PP-POLY-PRO™ Capacity: 1400	
350	PU-POLYON™ Capacity: 4400	
353	US/UN Welded Disc Polyurethane Wheels - Nickel Plated Capacity: 300	
353	ET-ELITE WHEEL Capacity: 475	
354	CL-Crystal Polyurethane Capacity: 140	
354	EU-Ergo-Polyurethane Capacity: 375	
355	PM-POLYMADIC™ Capacity: 1000	
356	PR-POLYON-C Capacity: 1200	
357	EN-NEO ENERGIZER WHEEL Capacity: 1400	
358	BL-ERGO BLUE RUBBER WHEEL Capacity: 700	
358	BC-DURA-CUSHION™ WHEEL Capacity: 700	
359	RA-RUBBER ON ALUMINUM WHEEL Capacity: 1500	
360	RH-SUPREME RUBBER WHEEL Capacity: 1500	
361	RS-MOLD-ON RUBBER WHEEL Capacity: 1550	
364	NR-RUBBER ON NYLON Capacity: 400	

364	TR- MARVEL RUBBER Capacity: 400	
365	CR-CUSHION RIDE™ Capacity: 300	
365	RK-GRAYROK™ Capacity: 400	
366	HR-HARD RUBBER WHEELS Capacity: 500	
367	SR-SOFT RUBBER WHEELS Capacity: 400	
368	EL-ELEMENT™ WHEEL Capacity: 350	
368	HI-ROKHARD™ Capacity: 1100	
369	LS-Xtreme Wheel Capacity: 650	
369	MA-MAXROK™ Capacity: 1900	
371	RD-Roadie® Wheel Capacity: 500	
372	SF-Super Soft™ Wheel Capacity: 700	
373	TP-THERMO-PRO™ WHEEL Capacity: 950	
376	NM-NOMADIC™ Capacity: 800	
377	SX ELASTOMER Capacity: 1500	
377	NX-Ironman™ Capacity: 14000	
379	NY-NYLON Capacity: 1300	
380	PO-POLYOLEFIN Capacity: 500	








383	VK-VIGOROK™ Capacity: 2200	
384	PH-Phenolic Capacity: 3500	
387	CN-CONDUCTIVE THERMO RUBBER WHEEL Capacity: 275	
387	CT-CONDUCTIVE SOLID RUBBER WHEEL Capacity: 300	
388	CX-STATIC DISSIPATIVE POLYURETHANE ON ALUMINUM CORE Cap:700	
388	CY-CONDUCTIVE NYLON WHEEL Capacity: 700	
389	AC-RETORT Capacity: 900	
390	SL/BF-STEROLIZER® WHEEL Capacity: 450	
390	GN-BRIMSTONE® Capacity: 2000	
392	HT-HIGH-TEMP PHENOLIC Capacity: 3000	
394	OV-EPOXY Wheel Capacity: 2600	
395	AM-ANTIMICROBIAL THEROMO RUBBER WHEEL Capacity: 275	
395	UT-UTILITY™ HEAT WHEEL Capacity: 325	
396	SI-SINTERED IRON Capacity: 350	
396	SS-SEMI-STEEL WHEEL Capacity: 2500	
398	HS-HEAVY-DUTY SEMI-STEEL Capacity: 1400	
399	DS-DUCTILE STEEL Capacity: 10000	

401	CD-ENERGY SAVER DUCTILE™ Capacity: 10000	
403	FS/MS-DROP FORGED STEEL Capacity: 20000	
405	UG-U-GROOVE WHEEL Capacity: 6000	
405	TV-STAINLESS V-GROOVE WHEEL Capacity: 1500	
405	TS-Stainless Solid Steel Wheel Capacity: 1500	
406	MV-MAXROK™ V-GROOVE Capacity: 800	
406	NV-IRONMAN™ V-GROOVE Capacity: 2200	
407	VG-CAST IRON V-GROOVE Capacity: 3500	
408	DV-DUCTILE V-GROOVE Capacity: 5000	
409	SV/FV-FORGED AND SOLID STEEL V-GROOVE WHEEL Cap: 15000	
410	FT/FC/FN-Single Flanged WHEELS Capacity: 5900	
411	FF-BLACK FOAM-FILLED PNEUMATIC TIRE Capacity: 650	
411	FF-GRAY FOAM-FILLED PNEUMATIC Capacity: 350	
412	FP-GRAY PNEUMATIC Capacity: 350	
412	BLACK POLYURETHANE FILLED PNEUMATIC Capacity: 350	
413	FP-BLACK PNEUMATIC Capacity: 650	
414	ER-EVER-ROLL™ Capacity: 520	
415	RT-ELASTORIDE™ Capacity: 300	
415	SN-SEMI-PNEUMATIC with Metal Hub Capacity: 550	
416	SN-ECO-RUBBER™ Capacity: 850	
417	BR-BOGEY & NOSE ROLLERS	
417	PS-PALLET JACK WHEELS Capacity: 1900	



418	HARDWARE	
418	Roller Bearings	
419	Ball Bearings	
420	Delrin Bearings	
420	Bronze Bearings	
421	PRECISION BALL BEARINGS, TAPERED BEARINGS & TOP HAT'S	
422	Spanner Bushings	
423	Axles	
424	RETAINER & THRUST WASHERS	
425	Thread Guards	
426	Raceway Seals	
427	Brake Kits	
434	Toe Guards	

435	SWIVEL LOCK	
435	Brackets	
435	Wrenches	
436	TUBING SOCKETS	
437	Expandable Rubber Adaptor	
438	PIPE THREAD STEM ADAPTOR	
438	QUICK CHANGE CASTER PADS/PLATES	
439	FLOOR LOCKS	
444	TRIPLE SWIVEL DOLLY BASE	
444	TURN TABLE	
445	WELD PLATE/SHIP PLATES	
446	CORNER BUMPER	
447	ROLLING BUMPER, TUBING BUMPER, END BUMPER	
448	Rubber Cap For Dollies	
448	Spring Loaded Latches	



CASTER PART # EXAMPLE

15 TP 50 G I 4S 06

I

II

III

IV

V

VI

VII

WHEEL PART # EXAMPLE

Caster
Series
Page

Wheel
Type
Page

Wheel
Diameter
Chart III

Wheel
Width
Chart IV

Wheel
Color
Chart V

Bearing
Options
Chart VI

Fastening
Options
Page

27PU60JV0417-1-2-3-4-5-6-7

1: Washer Type

2: Brake Type

3: 4-Position Locks

4: Thread Guards

5: Raceway Seals

6: Toe Guards



Chart III			Chart IV		Chart V	
Yoke	Wheel Dia.	Denotation Code	Wheel Width	Code	Wheel Color	Code
2-1/2"	3"	2L	3/4"	0	Black/Gray	A
3"	2-1/2"	3S	13/16"	A	Black	B
3"	3-1/2"	3H	7/8"	B	Black/Black	C
3"	4"	3F	15/16"	C	Pneumatic Centered Hub	C
3-1/2"	2-1/2"	3E	1"	D	Red/Gray	D
3-1/2"	3"	3M	1-3/4"	E	White	E
3-1/2"	3-1/4"	3G	1-1/2" w/1-15/16" HL	F	Black/Brass	F
3-1/2"	4"	3L	1-1/4"	G	Dark Blue/Gray	F
3-1/4"	4"	3R	1-1/2"	H	Dark Gray/White	G
3-1/4"	3"	33	1-13/16"	I	Gray/Black	H
4"	3-1/4"	4S	2"	J	Gray/Gray	I
4"	3"	43	2-1/2"	K	White/Donut	J
4"	3-1/2"	4T	3"	L	Red/Black	K
4"	5"	45	3-1/2"	M	Blue	L
5"	2-1/2"	5W	4"	N	Maroon	M
5"	4"	54	5"	O	Green	N
5"	6"	5S	1-5/8"	P	Orange	O
6"	4"	6J	2-1/2" w/ 3-1/4" HL	Q	Pneumatic Offset Hub	O
6"	5"	6F	1-1/4" w/1-13/16" HL	R	Yellow-PX	O
6"	7"	6U	Phenolic Straight Sided	S	Orange Hi-Temp	O
6"	8"	6E	2" w/ Straight Sided	T	Purple/Gray	P
8"	10"	8T	1-3/8"	V	Gray PU/Black/Crown	P
8"	6"	6S	2-3/4"	U	Brown	Q
10"	8"	1E	1-1/4" into U bracket	U	Red	R
10"	12"	1W	11/16"	W	Silver - Steel	S
12"	6"	W6			Royal Blue/Gray	S
12"	10"	11			Gray/Beige/Flat	T
12"	16"	26			7/8" Groove	T
18"	18"	18			Blue/Black	U
20"	20"	20			Red/Silver	V
					Gray/Gray offset	W
					Gray/White	W
					1-3/8" Groove	W
					1-3/4" Groove	X
					Gray/Beige/Donut	Y
					Black/Crown	Z



Bearing Option Chart VI

Plain Bore		Roller Bearing	
80	1/4"	2A	1/2" x 15/16" x 1"
81	5/16"	29	1/2" x 15/16" x 1-1/2"
82	3/8"	0A	1/2" x 1-1/16" x 1-1/4"
83	1/2"	00	1/2" x 1-1/16" x 1-1/8"
A8	15/16"		
84	1-3/16"	A3	1/2" x 1-3/16" x 1-3/8"
85	1-15/16"	01	5/8" x 1-3/16" x 1-3/8"
86	2-7/16"	02	5/8" x 1-3/16" x 1-7/8"
87	1-7/16"	36	3/4" x 1-3/16" x 1-1/2"
88	3/4"	S3	3/4" x 1-3/16" x 1-1/4"
89	7/8"	9A	3/4" x 1-3/16" x 1-5/8" Caged
90	1/2" Steel Bushing to 3/8"	08	3/4" x 1-3/16" x 1-3/4"
9P	1/2" Delrin Bushing to 3/8"	03	3/4" x 1-3/16" x 1-3/8"
9S	1/2" Stainless Bushing to 3/8"	3L	3/4" x 1-3/16" x 1-5/8"
91	3/8" Steel Bushing to 5/16"	04	3/4" x 1-3/16" x 1-7/8"
95	1-3/8"	92	3/4" x 1-3/16" x 1-7/8" w/ Bushing 1/2" I.D.
97	S.S. 1/2" TO 3/8" Top hats	05	S.S. 3/4" x 1-3/16" x 1-7/8"
98	1-1/8"	09	3/4" x 1-3/16" x 1-7/8" Caged
99	1/2" to 3/8" Top Hats	06	3/4" x 1-3/16" x 2-1/2"
Ball Bearing		38	3/4" x 1-3/8" x 3"
41	5/16" x 1-1/8"	40	3/4" x 1-3/8" x 4"
42	3/4" x 1-1/8"	07	3/4" x 1-7/16" x 2"
43	3/8" Annular	21	7/8" x 1-7/16" x 2"
51	1/2" x 1-3/8"	22	1" x 1-7/16" x 2"
48	1/2" Annular	23	1" x 1-15/16" x 2-1/2"
52	5/8" x 1-3/8"	24	1" x 1-15/16" x 3"
53	3/4" x 1-3/8"	92	1" x 1-15/16" x 3" w/ Bushing 3/4" I.D.
Precision Ball Bearing		41	S.S. 1" x 1-15/16" x 3"
2S	S.S. 1/2" x 1-1/8"	35	1" x 1-15/16" x 4"
60	1/2" x 1-3/16" for HL 2-3/16"	25	1-1/4" x 1-15/16" x 2-1/2"
6S	S.S. 1/2" x 1-3/16" for HL 2-3/16"	26	1-1/4" x 1-15/16" x 3"
76	S.S. 6203 w/S.S. Top Hat 1/2"	94	1-1/4" x 1-15/16" x 3" w/Bushing 1" I.D.
6M	1/2" X 1-3/16" for HL 1-5/16"	37	1-1/4" x 1-15/16" x 4"
R1	1" x 1-15/16" for HL 3-1/4"	27	1-1/4" x 2-7/16" x 3"
P1	1/2" x 1-3/8"	31	1-1/4" x 2-7/16" x 4"
P2	5/8" x 1-3/8"	32	1-1/4" x 2-7/16" x 5"
P3	3/4" x 1-3/8"	28	1-1/2" x 2-7/16" x 3"
P4	3/8" x 1-1/16"	39	1-1/2" x 2-7/16" x 4"
44	3/8" w/ full T.G.	33	1-1/2" x 2-7/16" x 4-1/4"
45	3/8" w/ small T.B.	34	1-1/2" x 2-7/16" x 5"
47	3/8" w/ bearing cap		
		Delrin	
4S	S.S. 3/8" w/ full T.G.	11	1-PC 3/4" I.D.
T3	6207 x 2 w/ 1/2" I.D. top hat	12	1-PC 1/2" I.D.
T4	6206 x 4 w/ 3/4" I.D. top hat	55	2-PC 3/8" X 1-1/8"
T5	6206 x 4 w/ 1" I.D. top hat	56	2-PC 1/2" X 1-3/16"
T6	6207 x 4 w/ 1-1/4" I.D. top hat	57	2-PC 3/4" x 1-3/16"
14	6205 x Bushing to 1/2"	58	2-PC 1 x 1-15/16"
19	6205 x Bushing to 5/8"	59	2-PC 1/2" x 1-1/8"
77	S.S. 6205 x Busing to 3/4" for HL 2-3/4"	5A	1/2" Flanged White
7L	S.S. 6205 x Busing to 3/4" for HL 3-1/4"		
		Brown Bushing	
61	6201 Bushing to 3/8"	B1	1-PC 3/4" x 1-3/16" x 2-1/8"
S1	S.S. 6201 Bushing to 3/8"	B5	2-PC flanged 3/4" x 1-3/16"
62	6202 Bushing to 1/2"	B8	1-PC 1" x 1-15/16" x 3-1/4"
63	6203 w/ 1/2" I.D. top hat		
		Tapered Roller	
72	S.S. 6203 w/ 1/2" I.D. top hat	70	3/4" I.D.
64	6204 w/ 1/2" I.D. top hat	73	3/4" I.D w/ top hat 1/2"
65	6205	71	1" I.D.
651	6205 x 1" I.D.	79	1" I.D. w/ top hat 3/4"
3P	6203 w/ 1/2" I.D. top hat, HL 1-7/8"	74	1-1/4" I.D.
4P	6205 w/ 1/2" top hat	75	1-1/4" I.D. w/ top hat 1"
5P	6205 x 4 w/ 3/4" top hat, HL 2-3/4" or 3-1/4"	76	1-1/4" I.D. w/ top hat 3/4"
7P	6207 x 4 w/ 1" Top hat for HL 3-1/4"		
8T	6208 x 4 w/1" I.D. top hat for HL 3-1/2"		
8P	6208 x 4 w/1-1/4" I.D. top hat for HL 4-1/2"		



Caster Options							
27PU60JV0417YY-	1	2	3	4	5	6	
	1	Washer Type: Page 423 Plastic washer, PLTRT11 (R) Sintered Washer, PWIRT11 (W) Flat Steel Washer; FLTRT11 (M) Sintered S.S. washer, PWSRT11(S) Neoprene Sealed Washer, (N)					
		2	Brake Type: Page 426 FCB (Brake at trailing) (B) Brake at front (F) TLB (T) TLB With Rubber Coating (D) Thumb Screw Brake on the side (R) Face Contact Brake for Dual Wheel (M) Universal Brake (U) Side Brake (S) Cam brake (C) A-Cam brake (A) Field Installable brake (N) Wrap around brake (W) Vertical brake (V) TKB brake (H)rubber coating (D) Hi-Temp TKB Brake (I) Plastic TKB(#13/21) (K)				
			3	4-PositionLock: Page 434 P			
				4	Thread Guard: Page 424 Plastic (3) Metal (G) Brass Plated (B) Nickel Plated (N) Black Metal (A)		
					5	Raceway Seal: Page 425 Regular Seal (L) High-Temp Seal (2) Seal and Zerk-75 (E) Hi-Temp Seal & Zerk-75(K) Dust Cover & Zerk on Raceway(Z) Hi-Temp Seal & 90° Zerk(Q) Hi-Temp Grease (I) Low-Temp Grease (1)	
						6	Toe Guards: Page 433 Standard weld on guards (4), Yellow guards (6), Yellow guards with brush (5)

27PU60JV0417YY-1-2-3-4-5-6

1: Washer Type

2: Brake Type

3: 4-Position Locks

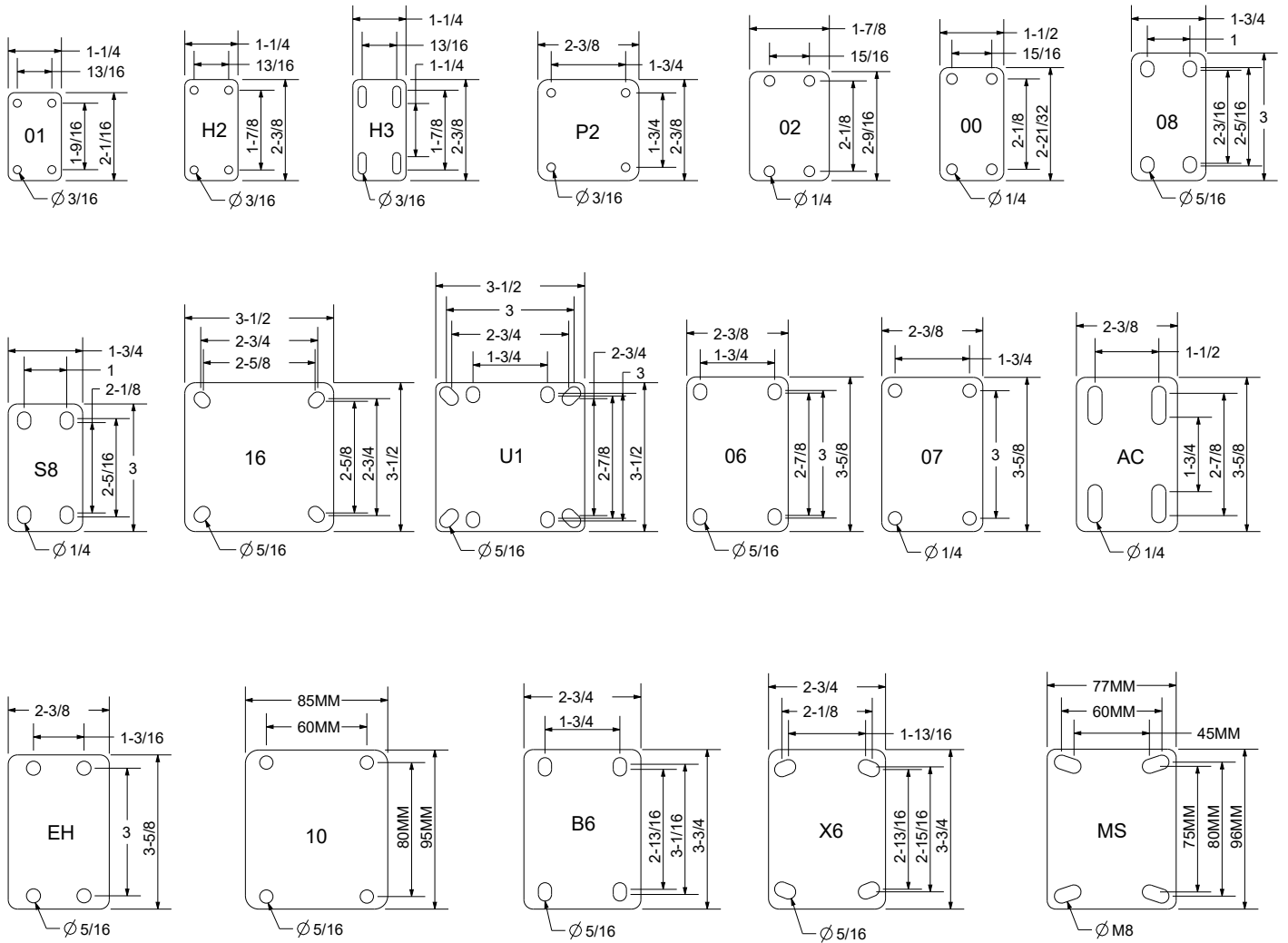
4: Thread Guards

5: Raceway Seals

6: Toe Guards

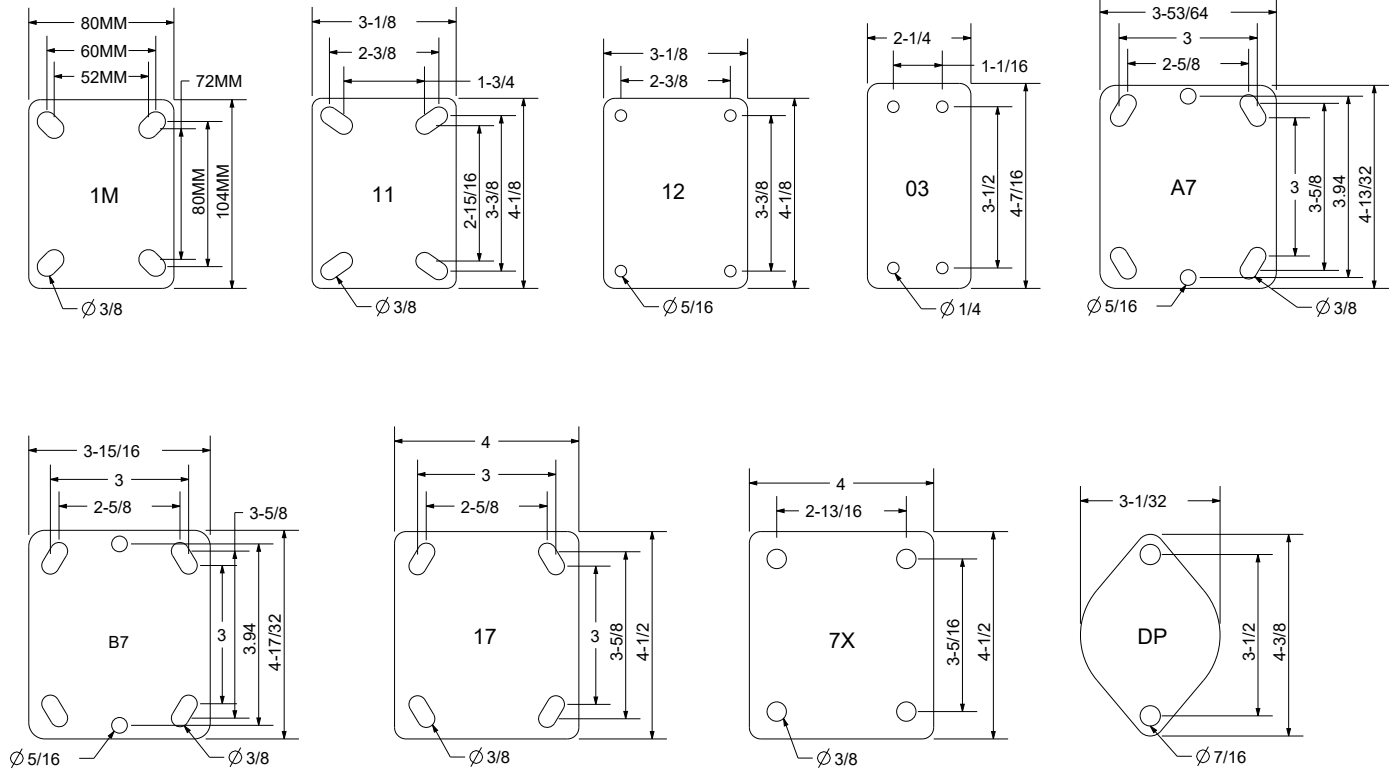


Top Plates



Notes

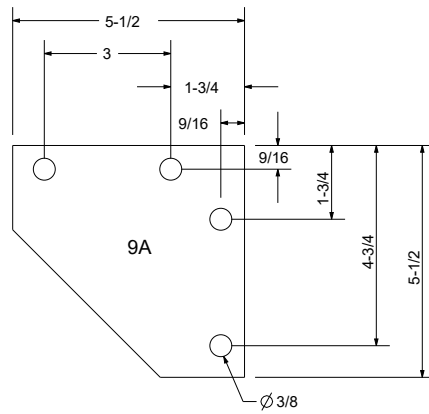
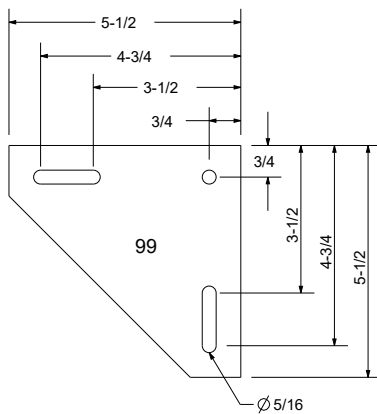
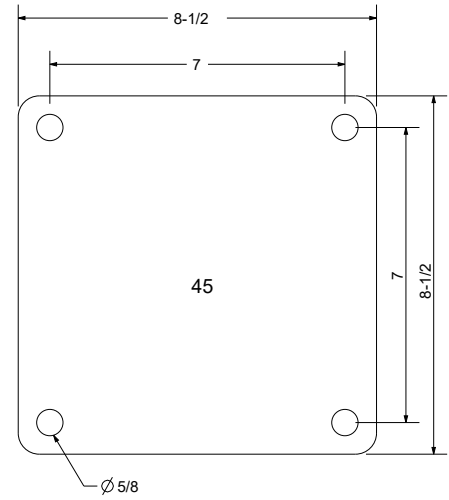
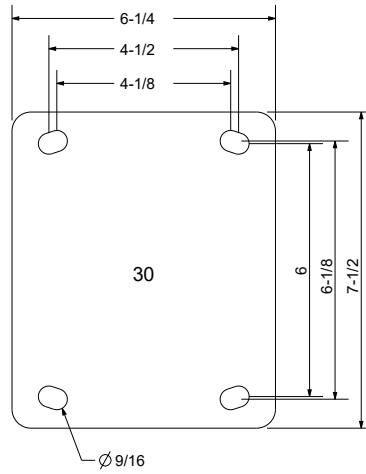
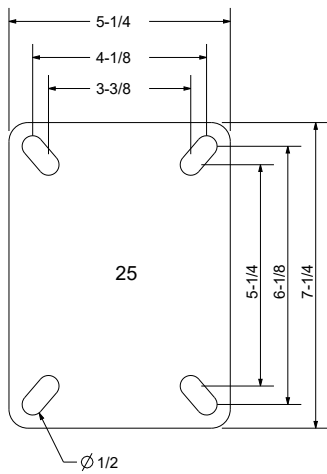
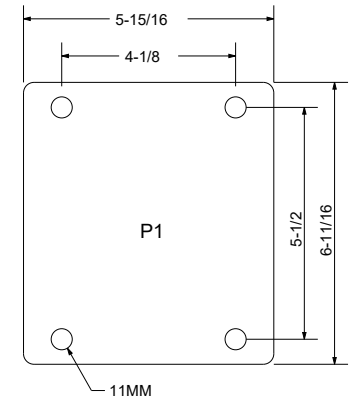
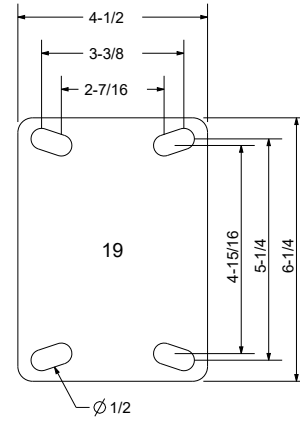
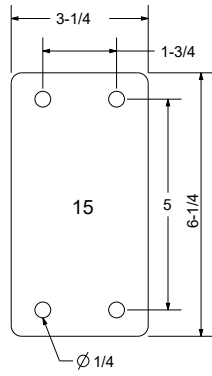
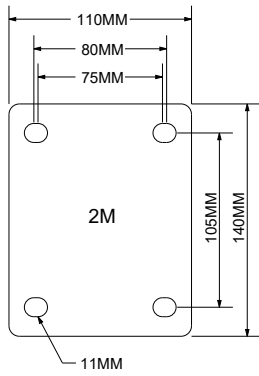
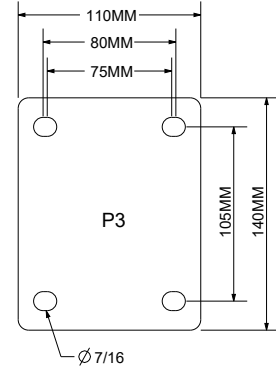
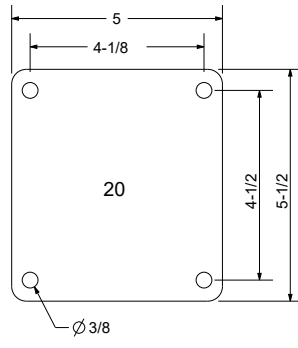
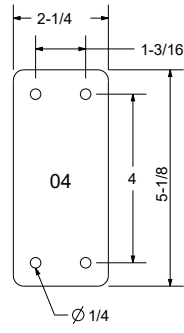
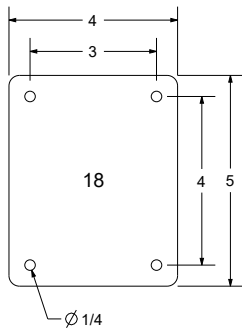
Top Plates Continued



Notes

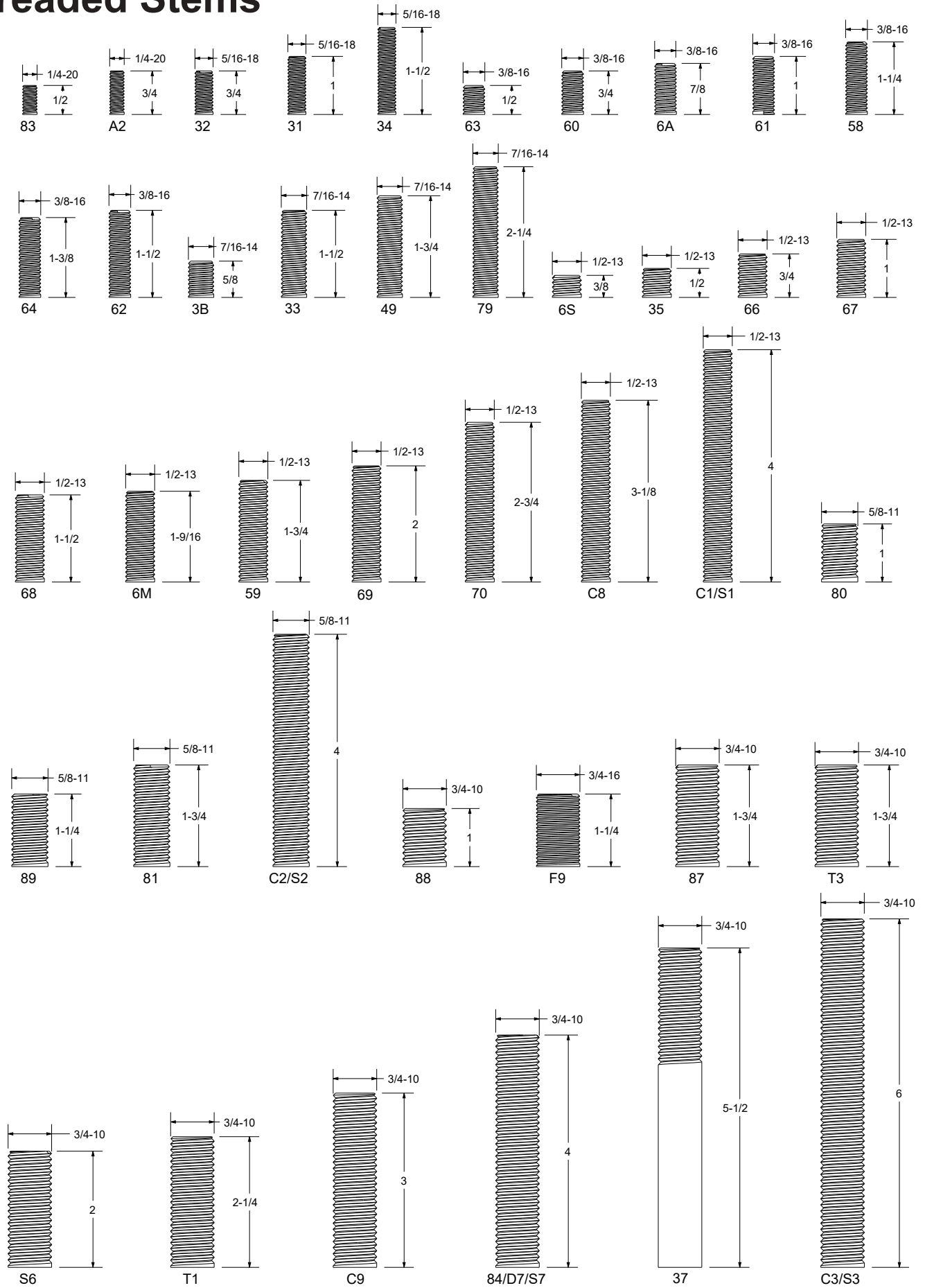


Top Plates Continued



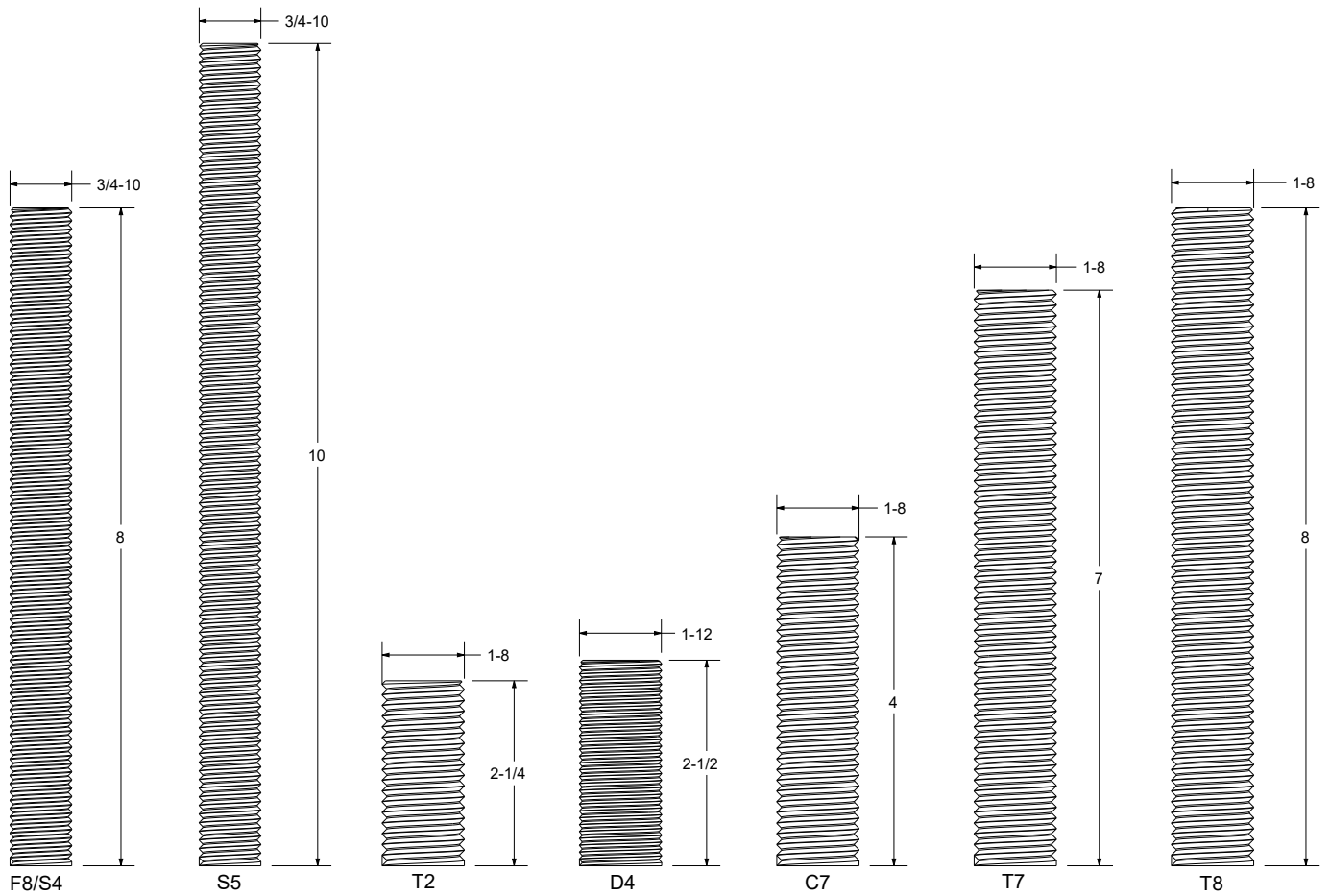


Threaded Stems

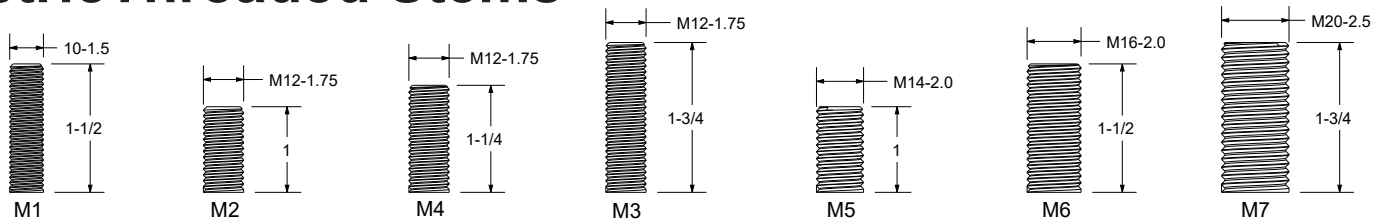




Threaded Stems Continued

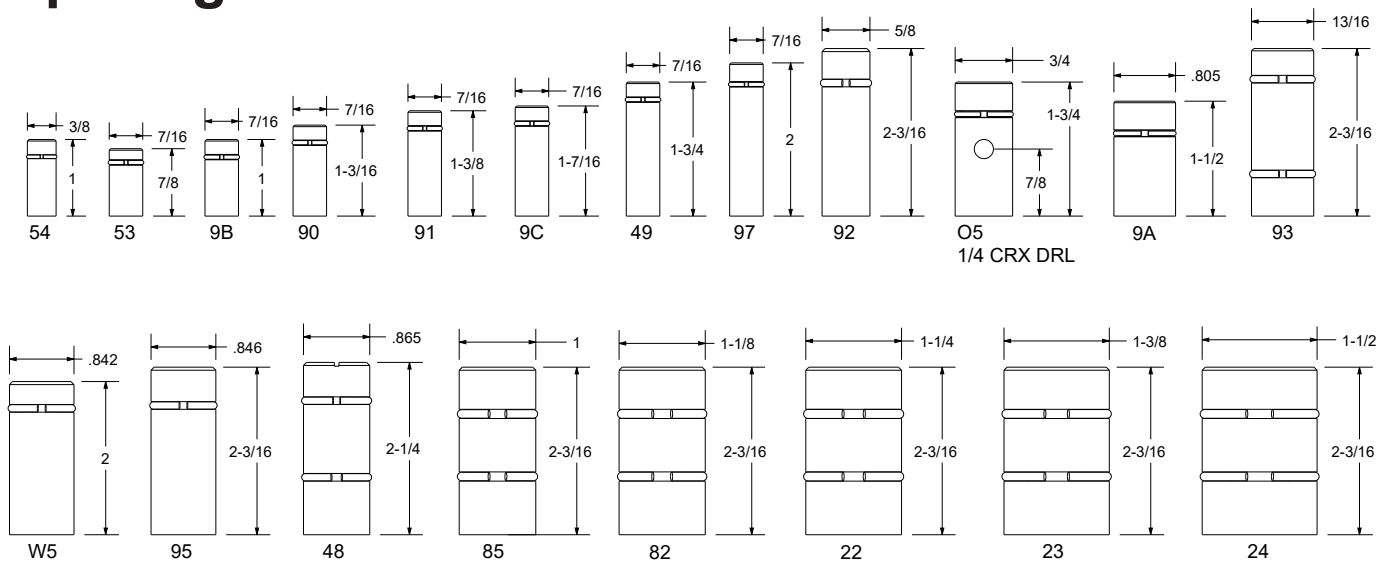


Metric Threaded Stems

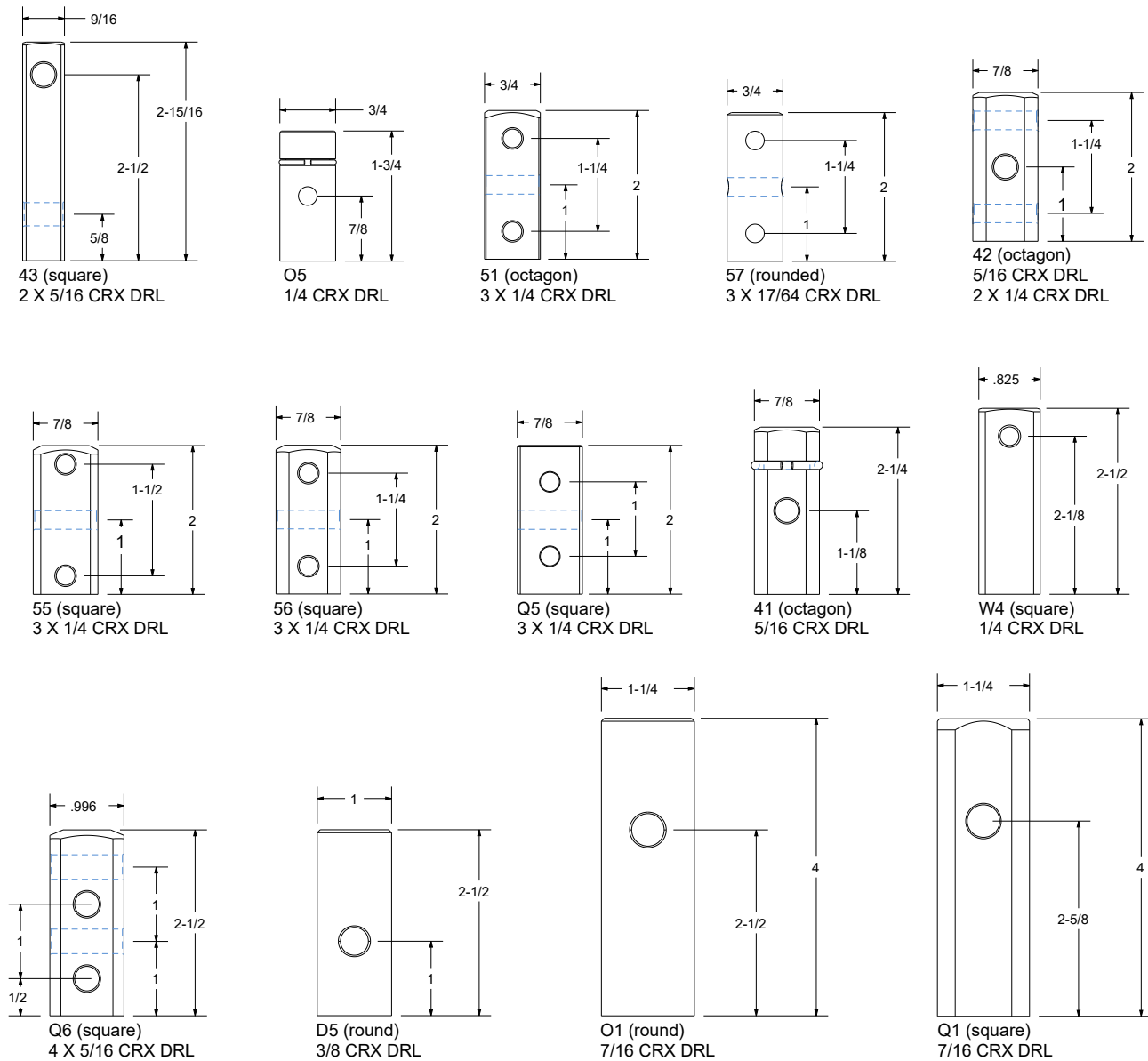


Notes

Grip Ring Stems

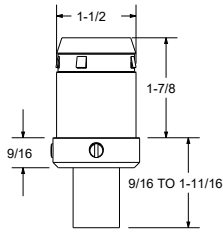


Cross-Drilled Stems

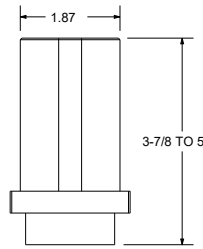




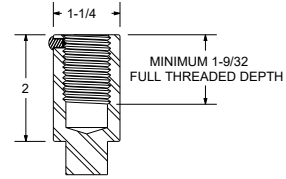
Adjustable Stems



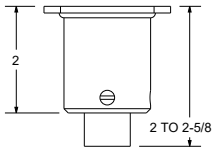
B1 (07STGB1)
Fit 1-1/2 Round Tube
Adj. Range 1-1/8
Addit. Adj. H. 9/16 TO 1-11/16



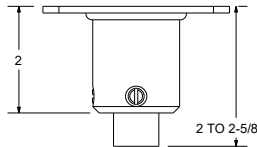
Q8
Fit 2 Inch Square Tube
Adj. Range 1-1/8
Addit. Adj. H. 3-7/8 TO 2



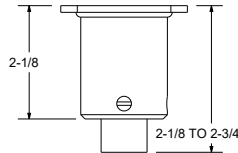
34
3/4-10 Inner Threaded Stem



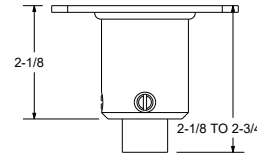
E1 (07STAE1)
#06 Mounting Plate
Adj. Range 5/8
Addit. Adj. H. 2 TO 2-5/8



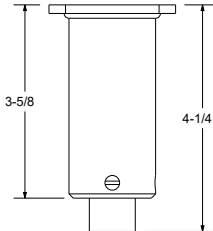
F1 (07STAF1)
#16 Mounting Plate
Adj. Range 5/8
Addit. Adj. H. 2 TO 2-5/8



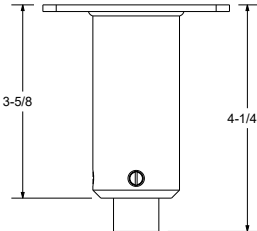
E2 (07STAE2)
#06 Mounting Plate
Adj. Range 5/8
Addit. Adj. H. 2-1/8 TO 2-3/4



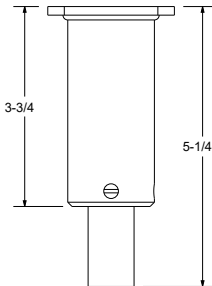
F2 (07STAF2)
#16 Mounting Plate
Adj. Range 5/8
Addit. Adj. H. 2-1/8 TO 2-3/4



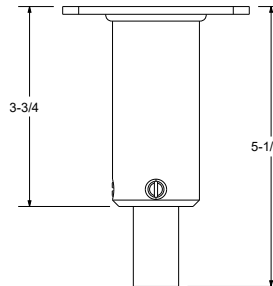
E3 (07STAE3)
#06 Mounting Plate
Adj. Range 5/8
Addit. Adj. H. 3-5/8 TO 4-1/4



F3 (07STAF3)
#16 Mounting Plate
Adj. Range 5/8
Addit. Adj. H. 3-5/8 TO 4-1/4

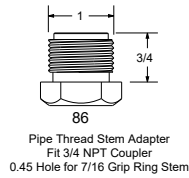


E4 (07STAE4)
#06 Mounting Plate
Adj. Range 1-1/2
Addit. Adj. H. 3-3/4 TO 5-1/4

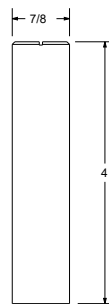


F4 (07STAF4)
#16 Mounting Plate
Adj. Range 1-1/2
Addit. Adj. H. 3-3/4 TO 5-1/4


Special Stems



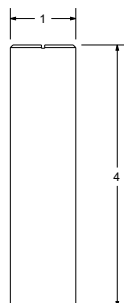
86
Pipe Thread Stem Adapter
Fit 3/4 NPT Coupler
0.45 Hole for 7/16 Grip Ring Stem



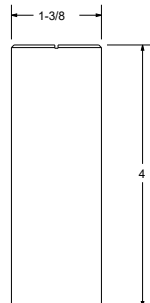
L2
Plain Stem




L3 (#4L)
Plain Stem



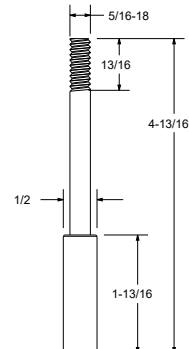
L4
Plain Stem



L5
Plain Stem



L3 (#08)
Plain Stem



L1
Ladder Stem



Adaptor Stems



71 (ADP7134)
Fit 3/4 ID Round Tube
Exp. 0.720 - 0.851
Knurled Nut
Round Rubber
Round Plastic Bushing



R1 (ADS7134)
Fit 3/4 Square Tube
Exp. 0.720 - 0.851
1/4 Square Metal Top
Round Rubber
1/4 Square Metal Base



72 (ADP7278)
Fit 7/8 Round Tube
Exp. 0.852 - 0.927
Knurled Nut
Round Rubber
Round Plastic Bushing



R2 (ADS7278)
Fit 7/8 Square Tube
Exp. 0.852 - 0.927
1/4 Square Metal Top
Round Rubber
1/4 Square Metal Base



U2 (ADR7278)
Fit 7/8 Square Tube
Exp. 0.852 - 0.927
1/4 Square Metal Top
Square Rubber
1/4 Square Metal Base



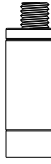
7B (ADP7992)
Fit 15/16 Round Tube
Exp. 0.900 - 0.980
Knurled Nut
Round Rubber
Round Plastic Bushing




73 (ADP7310)
Fit 1 Round Tube
Exp. 0.928 - 1.029
Knurled Nut
Round Rubber
Round Plastic Bushing



R3 (ADS7310)
Fit 1 Square Tube
Exp. 0.928 - 1.029
1/4 Square Metal Top
Round Rubber
1/4 Square Metal Base



7A (ADP7A16)
Fit 1-1/16 Round Tube
Exp. 1.020 - 1.180
Knurled Nut
Round Rubber
Round Plastic Bushing



74 (ADP7418)
Fit 1-1/8 Round Tube
Exp. 1.110 - 1.140
Knurled Nut
Round Rubber
Round Plastic Bushing



R4 (ADS7418)
Fit 1-1/8 Square Tube
Exp. 1.030 - 1.140
1/4 Square Metal Top
Round Rubber
1/4 Square Metal Base



78 (ADP7814)
Fit 1-3/16 Round Tube
Exp. 1.178 - 1.303
Knurled Nut
Round Rubber
Round Plastic Bushing



75 (ADP7538)
Fit 1-3/8 Round Tube
Exp. 1.360 - 1.425
Knurled Nut
Round Rubber
Round Plastic Bushing



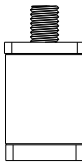
R5 (ADS7538)
Fit 1-3/8 Square Tube
Exp. 1.360 - 1.425
1/4 Square Metal Top
Round Rubber
1/4 Square Metal Base




U5 (ADR7538)
Fit 1-3/8 Square Tube
Exp. 1.360 - 1.425
1/4 Square Metal Top
Round Rubber
1/4 Square Metal Base



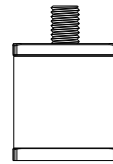
76 (ADP7615)
Fit 1-1/2 Round Tube
Exp. 1.426 - 1.589
Knurled Nut
Round Rubber
Round Plastic Bushing



R6 (ADS7615)
Fit 1-1/2 Square Tube
Exp. 1.426 - 1.589
1/4 Square Metal Top
Round Rubber
1/4 Square Metal Base



77 (ADP7717)
Fit 1-7/8 Round Tube
Exp. 1.790 - 1.850
Knurled Nut
Round Rubber
Round Plastic Bushing



R7 (ADS7717)
Fit 1-7/8 Square Tube
Exp. 1.790 - 1.850
1/4 Square Metal Top
Round Rubber
1/4 Square Metal Base

NSF Listed Products:

Caster Bumper: CB200

Caster Series: 4S, B1/B2, BK, CW/CL, H9/H0, RX/RR,03,04,05,06,07,08,09,10,11,12,13,14,15,16,17, 18,19,21,22,23,24,27,28,31,32,33,73,74,75,76,79,80,85,86,95,96,RH,S5,S6,S7,S8,S9,SH,T3,TH

Wheels: BC,EL,GN,HI,HP,HR,HT,HU,MA,MU,MA,MU,MV,NM,NY,OV,PA,PH,PM,PO,PP,RA,RK,SP, SU,SR,TP,UA

Options: Brakes, Positional Lock, Raceway Seal, Thread Guards


Call for complete list of NSF list products or check the website: www.durablesuperior.com





Reliable Products, Quality Testing

- Push-pull(Ergonomic) Tests, force to start with rotation, straight and maintain rolling with load
- Endurance Test for varieties of application, with load from 200lb to 40,000lb, and with speed from 4 mph to 10 mph
- Capacity Tests: both dynamic(rolling) and static(stationary)
- Material Bonding, hardness, durometer and color analysis tests
- Corrosion resistant test
- Temperature resistant test



3D model available at Durableusa.com as well as upon request.

Black Finished Casters

- Semi-gloss black finished for attractive appearance and corrosion resistance
- In stock and available in various series and sizes
- Various fastening patterns available
- For wheel selections, please refer to it series

03PO20IB8106-000000X



5AMA30IB0812-0R0000X



08SR20AI8053-000000X



07PO50GB82ZZ-000000X



07HR50GB82ZZ-0H0000X



LV0600V3-X



27NR50JB0417-0T0000X



13TP50GI4406-000000X





01/05/IT Low Profile Dual Wheel Swivel Casters - Up to 400lb

- Provide the highest possible weight capacity at the lowest overall height
- Dual wheels for best mobility with maximum load capacity
- Modular kingpin available in various stems
- NSF Listed and RoHS Compliant
- Broad range of mounting options
- Double ball bearings raceway
- Zinc Plated or Black Finish

05HR20AB8106YY



01RK30AI8206SY



01HR20AB8168YY



01PO20AB8191YY



Thumb Screw Brake(R)	Black Finish(X)	Side Lock Brake(S)	Vertical Top Lock Brake(V)

Applications:

- Vending Machines
- Commercial Appliance
- Reach-in Coolers & Freezer Units
- Computer Racks

Fastening Options (Replace ** in part number with desired plate or stem code)			
Plate Code	Overall Size	Bolt Hole Pattern	Mounting Bolt Size
06	2-3/8" x 3-5/8"	1-3/4" x 2-7/8" slotted to 3"	5/16"
11	3-1/8" x 4-1/8"	1-3/4" x 2-15/16" to 2-3/8" x 3-3/8"	5/16"
17	4" x 4-1/2"	2-5/8" x 3-5/8" to 3" x 3"	3/8"

Series	Wheel Dia.	Wheel Code	Overall Height	Swivel Radius
01	2"	20	2-7/8"	1-7/8"
05	2"	20	2-31/32"	1-7/8"
01	3"	30	4"	2-1/4"
		32		2-1/2"
		31		2-7/8"(Extended Radius to allow V-BRAKE)

*Reduce Overall Height by 1/8" for stem casters.



Stems Available for Modular kingpin(ZZ)				Standard Stem		
Stem Code	Size	Modular Stem Part #	Stem Type	Stem Code	Size	Stem Type
91	7/16" x 1-3/8"	07STG91	Grip ring	91	7/16" x 1-3/8"	Grip Ring
92	5/8" x 2-3/16"	07STG92		61	3/8" - 16 x 1"	Threaded
93	13/16" x 2-3/16"	07STG93		62	3/8" - 16 x 1-1/2"	
95	0.846" x 2-3/16"	07STG95		35	1/2" - 13 x 1/2"	
48	0.865" x 2-1/2"	07STG48		66	1/2" - 13 x 3/4"	
85	1" x 2-3/16"	07STG85		67	1/2" - 13 x 1"	
82	1-1/8" x 2-3/16"	07STG82		68	1/2" - 13 x 1-1/2"	
22	1-1/4" x 2-3/16"	07STG22		59	1/2" - 13 x 1-3/4"	
23	1-3/8" x 2-3/16"	07STG23		81	5/8" - 11 x 1-3/4"	
51	3/4" x 2"	07STS51		Octagon Stem, w/ 3 CX	89	
41	7/8" x 2-1/4"	07STO41	Octagon Stem, w/ GripRing and CX 5/16"	87	3/4" - 10 x 1-3/4"	
43	9/16" x 2-15/16"	07STS43	Square Stem, w/ 2 CX			
55	7/8" x 2"	07STS55	Square Stem, w/ 3 CX			
79	7/16" - 14 x 2-1/4"	07STT79	Threaded Stem			
33	7/16" -14 x 1-1/2"	07STT33				
C8	1/2" -13 x 3-1/8"	07STTC8				
C1	1/2" - 13 x 4"	07STTC1				
80	5/8" - 11 x 1"	07STT80				
C2	5/8" - 11 x 4"	07STTC2				
87	3/4" -10 x 1-3/4"	07STT87				
C3	3/4" - 10 x 6"	07STTC3				
M1	M10-1.5x1-1/2"	07SSM1015				
M3	M12 - 1.75 x 1-3/4"	07STM12-134				
M6	M16 - 2 x 1-1/2"	07STM16-112				
M7	M20 - 2.5 x 1-3/4"	07STM20-134				
70	1/2" - 13 x 2-3/4"	07STT70				
71	.720" - .851"			Rounded Expandable Adaptor		
7B	.920" - .980"					
72	.852" - .919"					
73	.935" - 1.029"					
7A	1.020" - 1.100"					
74	1.030" - 1.14"					
75	1.110" - 1.180"					
76	1.426" - 1.589"					
77	1.790" - 1.850"					
78	1.178" - 1.303"					
R1	.720" - .851"		Expandable Adaptor for Squared Tubing			
R2	.852" - .927"					
R3	.928" - 1.029"					
R4	1.030" - 1.140"					
R5	1.360" - 1.425"					
R6	1.426" - 1.589"					

Wheel Diameter	Tread Width	Wheel Type	Load Capacity	Bearing Type	Part #	Available Fastening Pattern (Replace ** with desired fastening Options)
2"	13/16" x 2	Hard Rubber	225	Plain	01HR20AB81**YY	06, 62, 67, 68
		Polyolefin	250	Plain	01PO20AB81**YY	06, 62, 67, 68, 91
		Hard Rubber	250	Plain	05HR20AB81**YY	06, 89
		Glass Filled Nylon	400	Plain	05MA20AO81**YY	06,89
		Ploy-Pro™	300	B. Bearing	05PP20OI4981YY	P0,80
3"	7/8" x 2	Hard Rubber	350	Plain	01HR31AB81**YY	06, 11, 17, 35, 59, 61, 62, 66, 67, 68, 81, 87, ZZ
			250	Plain	01HR30AB82**YY	06, 11
			250	Plain	01HR32AB82**YY	06, 11
		Grayrok™	350	Plain	01RK31AB81**YY	06, 11, 17, 35, 59, 61, 62, 66, 67, 68, 81, 87, ZZ
			350	Plain	01RK30AI82**YY	06, 11
			350	Plain	01RK32AI82**YY	06, 11



03/04/05 Low Profile Casters - Up to 500lb

- Provide the highest possible weight capacity at the lowest overall height
- Double ball bearings raceway
- NSF Listed and RoHS Compliant
- Broad range of mounting options
- Zinc Plated or Black Finish

03PH30IB3659YY



03MA20IB8106YY



03PO30IB8267YY



04PH30IB3606YY



03PM30IB6206YY



03PO30IB8268VY





03PO30IB8268RY



03UX25IO6206YY



Thumb Screw Brake (R)	Black Finish (X)	Side Lock Brake (S)	Vertical Top Lock Brake (V)
			

Applications:

- Vending Machines
- Commercial Appliances
- Reach-in Coolers and Freezer Units
- Computer Racks

Fastening Options (Replace ** in part number with desired plate or stem code)				
Plate Code	Overall Size	Bolt Hole Pattern		Mounting Bolt Size
06	2-3/8" x 3-5/8"	1-3/4" x 2-7/8" slotted to 3"		5/16"
11	3-1/8" x 4-1/8"	1-3/4" x 2-15/16" to 2-3/8" x 3-3/8"		5/16"
17	4" x 4-1/2"	2-5/8" x 3-5/8" to 3" x 3"		3/8"
Series	Wheel Dia.	Wheel Code	Overall Height	Swivel Radius
03	1-7/16"	16	2-1/4"	1-1/2"
	2"	20	2-7/8"	1-7/8"
	2.5"	25	3-1/2"	2-1/4"
	2.5"	24		2-1/2"
05	2"	20	2-31/32"	1-7/8"
03	3"	30	4"	2-1/4"
		32		2-1/2"
		31		2-7/8"

*Reduce Overall Height by 1/8" for stem casters.



Stems Available for Modular Kingpin(ZZ)				Standard Stem		
Code	Size	Part #	Stem Type	Code	Size	Stem Type
B1	1.49" x 1-7/8"	07STGB1	Adjustable 1.875" - 3" for 1.5" I.D. Tubing	91	7/16" x 1-3/8"	Grip Ring
E1	2-3/8" x 3-5/8"	07STAE1	Adjustable range 1.75" - 2.375"	61	3/8"-16 x 1"	Threaded
E2		07STAE2	Adjustable range 1.875" - 2.5"	62	3/8-16 x 1-1/2"	
E3		07STAE3	Adjustable range 3.5" - 4.125"	35	1/2"-13 x 1/2"	
E4		07STAE4	Adjustable range 3.5" - 5"	66	1/2"-13 x 3/4"	
91	7/16" x 1-3/8"	07STG91	Grip Ring	67	1/2"-13 x 1"	
92	5/8" x 2-3/16"	07STG92		68	1/2"-13 x 1-1/2"	
93	13/16" x 2-3/16"	07STG93		59	1/2"-13 x 1-3/4"	
95	0.846" x 2-3/16"	07STG95		89	5/8"-11 x 1-1/4"	
48	0.865" x 2-1/2"	07STG48		81	5/8"-11 x 1-3/4"	
85	1" x 2-3/16"	07STG85		88	3/4"-10 x 1"	
82	1-1/8" x 2-3/16"	07STG82		87	3/4"-10 x 1-3/4"	
22	1-1/4" x 2-3/16"	07STG22				
23	1-3/8" x 2-3/16"	07STG23				
41	0.875" x 2-1/4"	07STO41		Octagon Stem, w/ Grip Ring and CRX 5/16"		
51	3/4" x 2"	07STS51	Octagon Stem, w/ 3 CRX DRL 5/16"			
43	9/16" x 2-15/16"	07STS43	Square Stem, w/ 2 CRX DRL 5/16"			
55	7/8" x 2"	07STS55	Square Stem, w/ 3 CRX DRL 1/4"			
79	7/16" - 14 x 2-1/4"	07STT79	Threaded Stem			
33	7/16" -14 x 1.5"	07STT33				
C8	1/2" -13 x 3-1/8"	07STTC8				
C1	1/2" - 13 x 4"	07STTC1				
80	5/8" - 11 x 1"	07STT80				
C2	5/8" - 11 x 4"	07STTC2				
87	3/4" -10 x 1-3/4"	07STT87				
84	3/4" - 10 x 4"	07STT84				
C3	3/4" - 10 x 6"	07STTC3				
M10	M10-1.5 x 1.5"	07SSM1015				
M3	M12 - 1.75 x 1-3/4"	07STTM12-134				
M6	M16 - 2 x 1-1/2"	07STTM16-112				
M7	M20 - 2.5 x 1-3/4"	07STTM20-134				
70	1/2"-13 x 2-3/4"	07STT70				
71	.720" - .851"	ADP7134	Rounded Expandable Adaptor			
7B	.920" - .980"	ADP7992				
72	.852" - .919"	ADP7278				
73	.935" - 1.029"	ADP7310				
7A	1.020" - 1.100"	ADP7A16				
74	1.100" - 1.180"	ADP7418				
75	1.360" - 1.425"	ADP7538				
76	1.426" - 1.589"	ADP7615				
77	1.790" - 1.850"	ADP7717				
78	1.178" - 1.303"	ADP7814				
R1	.720" - .851"	ADS7134	Expandable Adaptor for Squared Tubing			
R2	.852" - .927"	ADS7278				
R3	.928" - 1.029"	ADS7310				
R4	1.030" - 1.140"	ADS7418.				
R5	1.360" - 1.425"	ADS7538				
R6	1.426" - 1.589"	ADS7615				
R7	1.790" - 1.850"	ADS7717				



03/04 SERIES • CAPACITY 500

Wheel Diameter	Tread Width	Wheel Type	Load Capacity	Bearing Type	Swivel Part #	Rigid Part #	Available Fastening Options (Replace ** with desired fastening Options)
1-7/16"	1-11/16"	Polyolefin	300	Plain	03PO16IB81**YY		06,11,68
2"	1-3/4"	Glass Filled Nylon	300	Roller	03MA20IB29**YY	04MA20IB29**YY	06
		Glass Filled Nylon	300	Plain	03MA20IB81**YY	04MA20IB81**YY	06
		Glass Filled Nylon	300	Roller	03MA20IB29**YY		62,67,68
		Grayrok™	300	Plain	03RK20II81**YY	04RK20II81**YY	06
		Grayrok™	300	Plain	03RK20II81**YY		62,67,68
		Polyolefin	300	Plain	03PO20IB81**YY	04PO20IB81**YY	06
		Polyolefin	300	Plain	03PO20IB81**YY		59,62,67,68,91
2"	1-3/4"	Glass Filled Nylon	400	Roller	05MA20IB29**YY		06,89
		Glass Filled Nylon	400	Plain	05MA20IB81**YY		06,89
		Polyolefin	300	Plain	05PO20IB81**YY		06,89
2-1/2"	1-3/4"	Glass Filled Nylon	400	Roller	03MA25IB08**YY	04MA25IB08**YY	06,11,17
		Glass Filled Nylon	400	Bushing	03MA25IB90**YY	04MA25IB90**YY	06,11,17
		Ironman™	400	Pre. Ball	03NX25IB62**YY	04NX25IB62**YY	06,11,17
		Polyolefin	350	Roller	03PO25IB08**YY	04PO25IB36**YY	06,11,17
			350	Bushing	03PO25IB82**YY	04PO25IB82**YY	06,11,17
		Ultraflex™	200	Pre. Ball	03UX25IO62**YY	04UX25IO62**YY	06,11,17
		Glass Filled Nylon	400	Roller	03MA25IB08**YY		59, 67, 68, 81, ZZ
		Glass Filled Nylon	400	Bushing	03MA25IB90**YY		59, 67, 68, 81, ZZ
		Ironman™	400	Pre. Ball	03NX25IB62**YY		59, 67, 68, 81, ZZ
		Polyolefin	350	Roller	03PO25IB08**YY		59, 67, 68, 81, ZZ
			350	Bushing	03PO25IB90**YY		59, 67, 68, 81, ZZ
3"	1-3/4"	Glass Filled Nylon	500	Roller	03MA30IB08**YY		35, 61, 62, 66, 59, 67, 68, 81, 87, ZZ
			500	Pre. Ball	03MA30IB62**YY		35, 61, 62, 66, 59, 67, 68, 81, 87, ZZ
			500	Bushing	03MA30IB90**YY		35, 61, 62, 66, 59, 67, 68, 81, 87, ZZ
		Phenolic	500	Roller	03PH30IB08**YY		35, 61, 62, 66, 59, 67, 68, 81, 87, ZZ
		Ironman™	500	Pre. Ball	03NX30IB63**YY		35, 61, 62, 66, 59, 67, 68, 81, 87, ZZ
		Polyolefin	450	Pre. Ball	03PO30IB62**YY		35, 61, 62, 66, 59, 67, 68, 81, 87, ZZ
			450	Roller	03PO30IB08**YY		35, 61, 62, 66, 59, 67, 68, 81, 87, ZZ
			450	Bushing	03PO30IB90**YY		35, 61, 62, 66, 59, 67, 68, 81, 87, ZZ
			450	Plain	03PO30IB82**YY		35, 61, 62, 66, 59, 67, 68, 81, 87, ZZ
			460	Plain	03PO30II82**YY		35, 61, 62, 66, 59, 67, 68, 81, 87, ZZ
		Polymadic™	300	Pre. Ball	03PM30IM62**YY		35, 61, 62, 66, 59, 67, 68, 81, 87, ZZ
		Ultraflex™	250	Pre. Ball	03UX30IO62**YY		35, 61, 62, 66, 59, 67, 68, 81, 87, ZZ
		Glass Filled Nylon	500	Roller	03MA30IB08**YY	04MA30IB08**YY	06, 11, 17
			500	Pre. Ball	03MA30IB62**YY	04MA30IB62**YY	06, 11, 17
		Glass Filled Nylon	500	Bushing	03MA30IB90**YY	04MA30IB90**YY	06, 11, 17
		Phenolic	500	Roller	03PH30IB08**YY	04PH30IB08**YY	06, 11, 17
		Ironman™	500	Pre. Ball	03NX30IB63**YY	04NX30IB63**YY	06, 11, 17
		Polyolefin	450	Pre. Ball	03PO30IB62**YY	04PO30IB62**YY	06, 11, 17
			450	Roller	03PO30IB08**YY	04PO30IB08**YY	06, 11, 17
			450	Bushing	03PO30IB90**YY	04PO30IB90**YY	06, 11, 17
			450	Plain	03PO30IB82**YY	04PO30IB82**YY	06, 11, 17
			450	Plain	03PO30II82**YY	04PO30II82**YY	06, 11, 17
		Ultraflex™	250	Pre. Ball	03UX30IO62**YY	04UX30IO62**YY	06, 11, 17
		Glass Filled Nylon	500	Roller	03MA31IB36**YY	04MA30IB36**YY	06, 11, 17
			500	Pre. Ball	03MA31IB62**YY	04MA30IB62**YY	06, 11, 17
		Glass Filled Nylon	500	Bushing	03MA31IB90**YY	04MA30IB90**YY	06, 11, 17
		Phenolic	500	Roller	03PH31IB08**YY	04PH30IB08**YY	06, 11, 17
		Ironman™	500	Pre. Ball	03NX31IB63**YY	04NX30IB63**YY	06, 11, 17
		Polyolefin	450	Pre. Ball	03PO31IB62**YY	04PO30IB62**YY	06, 11, 17
			450	Roller	03PO31IB36**YY	04PO30IB36**YY	06, 11, 17
			450	Bushing	03PO31IB90**YY	04PO30IB90**YY	06, 11, 17
			450	Plain	03PO31IB82**YY	04PO30IB82**YY	06, 11, 17
			460	Plain	03PO31II82**YY	04PO30II82**YY	06, 11, 17
Polymadic™	300	Pre. Ball	03PM30IM62**YY	04PM30IM62**YY	06, 11, 17		
Ultraflex™	250	Pre. Ball	03UX31IO62**YY	04UX30IO62**YY	06, 11, 17		
Glass Filled Nylon	500	Roller	03MA32IB08**YY	04MA30IB08**YY	06, 11		
	500	Pre. Ball	03MA32IB62**YY	04MA30IB62**YY	06, 11		
Glass Filled Nylon	500	Bushing	03MA32IB90**YY	04MA30IB90**YY	06, 11		
Phenolic	500	Roller	03PH32IB36**YY	04PH30IB36**YY	06, 11		
Ironman™	500	Pre. Ball	03NX32IB63**YY	04NX30IB63**YY	06, 11		
Polyolefin	450	Pre. Ball	03PO32IB62**YY	04PO30IB62**YY	06, 11		
	450	Roller	03PO32IB08**YY	04PO30IB08**YY	06, 11		
	450	Bushing	03PO32IB90**YY	04PO30IB90**YY	06, 11		
	450	Plain	03PO32IB82**YY	04PO30IB82**YY	06, 11		
	460	Plain	03PO32II82**YY	04PO30II82**YY	06, 11		
Ultraflex™	250	Pre. Ball	03UX32IO62**YY	04UX30IO62**YY	06, 11		

05 Low Profile Casters - Up to 1200lb

- Provide the highest possible weight capacity at the lowest overall height
- NSF Listed and RoHS Compliant
- Double ball bearings raceway
- Zinc Plated or Black Finish
- 1/2" axle

05MA30IB3612XY



05PO3AIB8367TY



05PO30IB8359RY



05 SERIES • CAPACITY 1200

Thumb Screw Brake (R)	Black Finish (X)	Top Lock Brake (T)

Applications:

- Vending Machines
- Commercial Appliance
- Reach-in Coolers & Freezer Units
- Computer Racks
- Business Machinery
- NFS Listed

Fastening Options (Replace ** in part number with desired plate or stem code)			
Plate Code	Overall Size	Bolt Hole Pattern	Mounting Bolt Size
12	3-1/8" x 4-1/8"	2-3/8" x 3-3/8"	5/16"
17	4" x 4-1/2"	2-5/8" x 3-5/8" to 3" x 3"	3/8"
Stem Code	Pattern	Stem Type	
67	1/2"-13"x1"	Threaded	
59	1/2" - 13" X 1-3/4"		
81	5/8" - 11" X 1-3/4"		
Wheel Dia.	Wheel Code	Overall Height	Swivel Radius
3"	30	4-5/32"	2-3/8"
	3A	4-5/16"	2-3/4"

*Reduce Overall Height by 3/16" for stem casters



05 SERIES • CAPACITY 1200

Wheel Diameter	Tread Width	Wheel Type	Load Capacity	Bearing Type	Swivel Part #	Rigid Part #	Available Fastening Options (Replace ** with desired fastening Options)
3"	1-13/16"	Glass Filled Nylon	1100	Roller	05MA30IB36**YY	06MA30IB36**YY	12, 7,59,81
			1100	Pre. Ball	05MA30IB63**YY	06MA30IB63**YY	
			1100	Plain Bore	05MA30IB83**YY	06MA30IB83**YY	
		Phenolic	1000	Roller	05PH30IB36**YY	06PH30IB36**YY	
		Ironman™	1200	Pre. Ball	05NX30IB63**YY	06NX30IB63**YY	
		Polyolefin	500	Pre. Ball	05PO30IB63**YY	06PO30IB63**YY	
			500	Roller	05PO30IB36**YY	06PO30IB36**YY	
			500	Plain	05PO30IB83**YY	06PO30IB83**YY	
		Gray Polyolefin	500	Plain	05PO30I183**YY	06PO30I183**YY	
		Ultraflex™	450	Pre. Ball	05UX30IO62**YY	06UX30IO62**YY	
3"	1-13/16"	Glass Filled Nylon	1100	Roller	05MA3AIB36**YY	06MA3AIB36**YY	17,67
			1100	Pre. Ball	05MA3AIB63**YY	06MA3AIB63**YY	
			1100	Plain Bore	05MA3AIB83**YY	06MA3AIB83**YY	
		Phenolic	1000	Roller	05PH3AIB36**YY	06PH3AIB36**YY	
		Ironman™	1200	Pre. Ball	05NX3AIB63**YY	06NX3AIB63**YY	
		Polyolefin	500	Pre. Ball	05PO3AIB63**YY	06PO3AIB63**YY	
			500	Roller	05PO3AIB36**YY	06PO3AIB36**YY	
			500	Plain	05PO3AIB83**YY	06PO3AIB83**YY	
		Gray Polyolefin	500	Plain	05PO3AII83**YY	06PO3AII83**YY	
		Ultraflex™	450	Pre. Ball	05UX3AIO62**YY	06UX3AIO62**YY	

Notes

5A Low Profile Casters - Up to 1200lb

- Provide the highest possible weight capacity at the lowest overall height
- Zinc Plated or Black Coating Finish
- NSF Listed and RoHS Compliant
- Double ball bearings raceway
- 1/2" Axle

5AMA3AIB0812YY

5AMA30IB0812XY

5BMA30IB0812YY


Applications:

Vending Machines
Commercial Appliance
Business Machinery
Computer Racks
Reach-in Coolers & Freezer Units



Plate Code	Overall Size		Bolt Hole Pattern	Mounting Bolt Size
12	3-1/8" x 4-1/8"		2-3/8" x 3-3/8"	5/16"
Wheel Dia.	Caster Type	Overall Height	Swivel Radius	
3"	5A	4-3/32"	2-3/4"	
	5B		2-1/4"	

Wheel Diameter	Tread Width	Wheel Type	Load Capacity	Bearing Type	Swivel Part #
3"	1-13/16"	Polymadic™	350	Precision	5APM30IM6212YY
			1100	Roller	5AMA30IB0812YY
		Glass Filled Nylon	1100	Precision	5AMA30IB6212YY
			1100	Plain	5AMA30IB8312YY
		Phenolic	1000	Roller	5APH30IB3612YY
		Ironman™	1200	Precision	5ANX30IB6212YY
		Polyolefin	500	Precision	5APO30IB6212YY
			500	Roller	5APO30IB0812YY
			500	Plain	5APO30IB8312YY
			500	Plain	5APO30I8312YY

LB Low Profile Shock Absorbing - Up to 500lb

- Shore A 85 Ergonomic Polyurethane wheel provides a cushioned ride with minimal force to operate
- Double ball bearings raceway
- Zinc Plated
- 1/2" axle

LBUX30IO6312YY


Applications:

Shock sensitive machinery

Fastening Options (Replace ** in part number with desired plate or stem code)								
Plate Code		Overall Size			Bolt Hole Pattern		Mounting Bolt Size	
12		3-1/8" x 4-1/8"			2-3/8" x 2-3/8"		5/16"	
Wheel Dia.	Wheel Width	Wheel Type	Load Capacity	Part #	Overall Height	Swivel Radius	Maximum Load to full compression(lb)	Height at full Compression
3"	1-7/8"	Ultraflex	500	LBUX30IO6312YY	4-23/32"	2-3/8"	125	4-7/16"



5H Low Profile Casters - Up to 1760lb

- Provide the highest weight capacity at the lowest overall height
- NSF Listed and RoHS Compliant
- Hardened Dual Raceway
- 1/2" grade 8 bolt
- Zinc Plated

5HNX25JB0917YY

5HNX25JB0912YY



Applications:

Conveyer Stands
Computer Cabinets

Any equipment where low height is critical while requiring heavy load rating

Plate Code	Overall Size	Bolt Hole Pattern		Mounting Bolt Size				
7X	4" x 4-1/2"	2-13/16" x 3-5/16"		3/8"				
12	3-1/8" x 4-1/8"	2-3/8" x 3-3/8"		5/16"				
Wheel Dia.	Tread Width	Wheel Type	Load Capacity	Bearing Type	Swivel Part #	Rigid Part #	Overall Height	Swivel Radius
2.5"	2"	Ironman™	1760	Caged Roller	5HNX25JB097XYY	6HNX25JB097XYY	3-11/16"	1-3/4"
			1200		5HNX25JB0912YY	6HNX25JB0912YY	3-5/8"	2-1/4"

LV SERIES

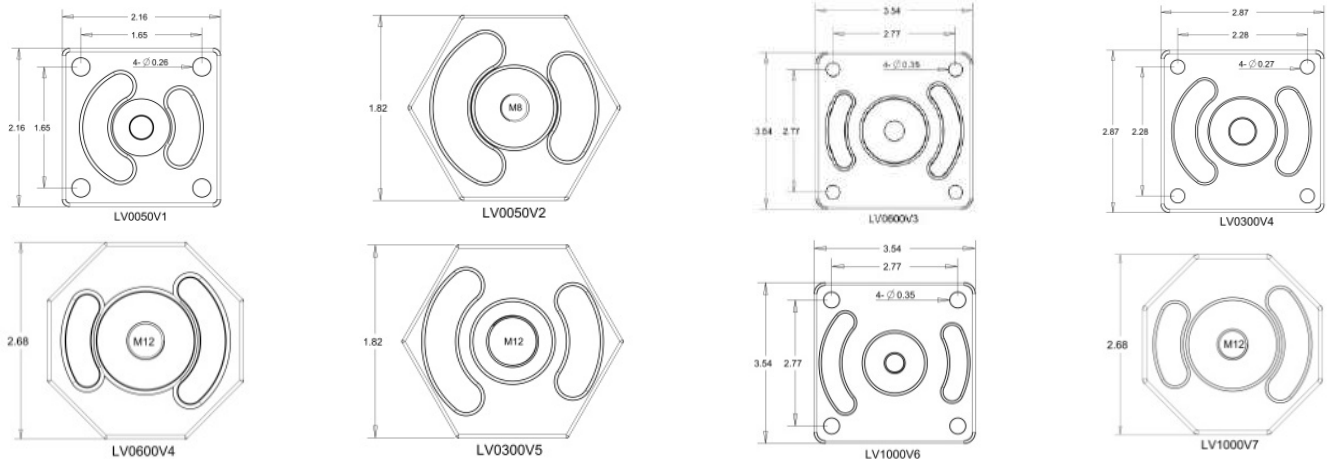
- AC Rubber leveling cushion pad for constant pressure and temperature change
- Rear accessible thumb wheel to adjust the leveling pad
- Aluminum Die-Cast rig, Powder coating finish
- NSF Listed and RoHS Compliant
- Forged Steel Plate, Zinc Plated
- Double Ball Bearings Raceways
- High quality Nylon wheel

Applications:

Telecom/Broadcasting Console
LAB/Research Equipment
Medical Equipment
Office Business Equipment
Electronic Equipment
Food/Retail Equipment
Conveyer Stands
Work Stations
Assembly Machinery



Top plate diagram of ALL 8 sizes, dimension, bolt hole patterns including info of plate and mounting bolt diameter



Wheel Dia.	Tread Width	Wheel Type	Swivel Caster #	Static Load Capacity	Overall Height	Adjustment Range	Fastening Specification	Attaching Bolts Size
42mm(1.65")	18mm(0.71")	Nylon	LV0050V1	110	2.8"	+0.47"	Plate 2.16" SQ. Hole Space 1.65" SQ	1/4"
			LV0050V2				Threaded Hollow Kingpin	M8-1.25
50mm(1.97")	22mm(0.87")		LV0300V4	600	3.23"	+0.47"	Plate 2.87" SQ. Hole space 2.8" SQ	1/4"
LV0300V5	Threaded Hollow Kingpin		M12-1.75					
62mm(2.44")	29mm(1.14")		LV0600V3	1300	4.02"	+0.59"	Plate 3.54" SQ Hole space 2.77" SQ	5/16"
			LV0600V4				Threaded Hollow Kingpin	M12-1.75
72mm(2.83")	31mm(1.22")		LV1000V6	2200	4.72"	+0.79"	Plate 3.54" SQ. Hole Space 2.77" SQ	5/16"
			LV1000V7				Threaded Hollow Kingpin	M12-1.75

Casters with Adjustable Leveling Foot

- Excellent for moving around heavy equipment when low profile is a main concern
- Broad range of adjustable height with simple choice of the leveling foot
- Easily raise the height by hand or wrench
- NSF Listed and RoHS Compliant



Part No.	Mounting Bolt	Wheel Dia.	Width	Wheel Material	Overall height	Top Plate	Swivel Radius	Leveling foot	Load Capacity	
									Static	Dynamic
SLC200F	M8	50mm	26mm	Ironman™	72.5mm(2.86")	73mm x 73mm	73mm(2.88")	3/8"-16	660	800
SLC700F	M8	72mm	31mm	Ironman™	100mm(4")	95mm x 95mm	100mm(3.94")	5/8"-11	1500	2200
ACM60AF	M8	75mm	35mm	Ironman™	108mm(4.25")	90mm x 90mm	102mm(4.02")	5/8"-11	1760	2200


Leveling Foot



Part No.	Thread	Total Length	Dia. of Bottom	Load Capacity
LFI3816002	3/8"	2"	32mm(1.26")	220
LFM1213566	1/2"-13"	2-1/4"	49mm(1.91")	800
LFI3410040	3/4"-10"	4"	45mm(1.77")	2000
LFI5811020	5/8"-11"	4-1/2"	45mm(1.77")	1760

5U Low Profile Casters - Up to 1760lb

- Forged 1045 Steel Top Plate, Die casted Aluminum body frame for maximum strength and light weight
- Excellent for moving around heavy equipment when low profile is a main concern
- Provide the high weight capacity at the lowest overall height
- NSF Listed and RoHS Compliant
- Variety of wheel options



Applications:
 Conveyer Stands
 Computer Cabinets

Wheel Diameter	Tread Width	Wheel Type	Swivel Casters #	Load Capacity	Overall Height	Swivel Radius
60mm(2.36")	50mm(1.97") 24mm x 2 (Dual wheel 0.95" x 2")	PU Shore D 65	5UPU60MM	600	92mm(3.625")	2-1/4"
		Ironman	5UNX60MM	1800		
			5UNX24MM			



FH - CHARIOT™ - Up to 175lb

- Multiple finishes available: Bright Chrome, Satin Chrome and Black Chrome
- Metal dust shield over wheel bearings and rubber shield over raceway
- Fully heat-treated dual ball bearings raceway to enhance durability
- Precision ball bearings in wheels for best rolling performance
- Hollow kingpin available for a variety of fastening options
- Non-Marking neoprene rubber wheel
- NSF Listed and RoHS Compliant



Applications:

- Laboratory Equipment
- IV Stands
- Medical Equipment
- Mobile Computer Stands
- Office Chairs

Plate Code	Overall Size	Bolt Hole Pattern	Mounting Bolt Size
H2(for 2")	1-1/4" x 2-3/8"	13/16" x 1-7/8"	3/16"
H3(for 3")	1-1/4" x 2-3/8"	1-13/16" x 1-1/4" to 1-7/8"	3/16"

Stem Code	Size	Stem Type
ZZ	3/8" Hole	Hollow
53	7/16" x 7/8"	Grip Ring
9C	7/16" x 1-7/16"	
49	7/16" x 1-3/4"	
31	5/16"-18x1"	
60	3/8"-16x3/4"	Threaded
62	3/8"-16x1-1/2"	
68	1/2"-13x1-1/2"	

Wheel Diameter	Tread Width	Wheel Type	Load Capacity	Wheel Color	Frame Finish	Part Number (replace ** for desired fastening option)		Overall Height	Swivel Radius	Fastening Options
						Swivel	Swivel with Brake			
2"	1"	Neoprene Rubber	125	Black	Black	FH20BRB49**	FH20BRB49**T	2-5/8"	2"	H2,53,9C,31,60,62,68
				Gray		FH20GRB49**	FH20GRB49**T			H2,53,9C,31,60,62,68
		Neoprene Rubber		Bright Chrome	Black	FH20BRC49**	FH20BRC49**T			H2,53,9C,31,60,62,68
					Gray	FH20GRC49**	FH20GRC49**T			H2,53,9C,31,60,62,68
		Crystallic™	80	Clear	Bright Chrome	FH20CLC49**	FH20CLC49**T			H2,53,9C,31,60,62,68
						Black	FH20CLB49**			FH20CLB49**T
		Polyurethane	125	Black	Black	FH20BPB49**	FH20BPB49**T			H2,53,9C,31,60,62,68
						Bright Chrome	FH20BPC49**			FH20BPC49**T
3"	1"	Neoprene Rubber	175	Black	Black	FH30BRB60**	FH30BRB60**T	3-7/8"	2-7/8"	H3,53,9C,31,60,62,68
				Gray		FH30GRB60**	FH30GRB60**T			H3,53,9C,31,60,62,68
		Neoprene Rubber		Bright Chrome	Black	FH30BRC60**	FH30BRC60**T			H3,53,9C,31,60,62,68
					Gray	FH30GRC60**	FH30GRC60**T			H3,53,9C,31,60,62,68
		Crystallic™	120	Clear	Bright Chrome	FH30CLC60**	FH30CLC60**T			H3,53,9C,31,60,62,68
						Black	FH30CLB60**			FH30CLB60**T
		Polyurethane	175	Black	Black	FH30BPB60**	FH30BPB60**T			H3,53,9C,31,60,62,68
						Bright Chrome	FH30BPC60**			FH30BPC60**T

A9 - LOW PROFILE SWIVEL and TOTAL LOCK CASTER - UP TO 230lb

- Dual Polyurethane or Thermoplastic Rubber wheels with precision bearings for easy rolling
- Dual Raceway Structure for durability and mobility
- Various fastening options are available
- NSF Listed and RoHS Compliant

A9TP30AI6QP2YY

ATTP30AI6QP2YY


Plate Code	Overall Size		Bolt Hole Pattern		Mounting Bolt Size
P2	2-3/8" x 2-3/8"		1-1/2" x 1-1/2" to 1-7/8" x 1-7/8"		6mm
Permanently Attached Stem	Size	Stem Type	Stem Code	Size	Modular Stem Part #
6A	3/8"-16 x 7/8"	Threaded	91	7/16" x 1-3/8"	07STG91
61	3/8"-16 x 1"		92	5/8" x 2-3/16"	07STG92
67	1/2"-13 x 1"		93	13/16" x 2-3/16"	07STG93
53	7/16" x 7/8"	Grip Ring	95	0.846" x 2-3/16"	07STG95
91	7/16" x 1-3/8"		48	0.865" x 2-1/2"	07STG48
ZZ	1/2" for 3" Caster	Hollow Kingpin	41	0.875" x 2-1/4"	07STO41
	3/8" for 2" Caster		85	1" x 2-3/16"	07STG85
			82	1-1/8" x 2-3/16"	07STG82
			22	1-1/4" x 2-3/16"	07STG22
			23	1-3/8" x 2-3/16"	07STG23
			51	3/4" oct x 2"	07STS51
			43	9/16" x 2-15/16"	07STS43
			55	7/8" sq x 2"	07STS55
			79	7/16" - 14 x 2-1/4"	07STT79
			33	7/16" -14 x 1.5"	07STT33
			C8	1/2" -13 x 3.13"	07STTC8
			C1	1/2" - 13 x 4"	07STTC1
			80	5/8" - 11 x 1"	07STT80
			C2	5/8" - 11 x 4"	07STTC2
			87	3/4" -10 x 1-3/4"	07STT87
			84	3/4" - 10 x 4"	07STT84
			C3	3/4" - 10 x 6"	07STTC3
			M3	M12 - 1.75" x 1-3/4"	07STM12-134
			M6	M16 - 2" x 1.5"	07STM16-112
			M7	M20 - 2.5" x 1-3/4"	07STM20-134

Wheel Diameter	Tread Width	Wheel Types	Load Capacity	Bearing Type	Replace ** with desired fastening options			OAH	Swivel Radius	
					Sealed Precision Bearing	Swivel Caster Part #	Total Lock Caster #			Rigid Caster #
2"	3/4" x 2"	Poly-Pro™	200	6Q	A9PP20AI6Q**YY	ATPP20AI6Q**YY	ARPP20AI6QP2YY	3"	2-3/8"	
		Thermo-Pro™			A9TP20AI6Q**YY	ATTP20AI6Q**YY	ARTP20AI6QP2YY			
3"	3/4" x 2"	Poly-Pro™	230		A9PP30AI6Q**YY	ATPP30AI6Q**YY	ARPP30AI6QP2YY	4-1/16"	3"	
		Thermo-Pro™			A9TP30AI6Q**YY	ATTP30AI6Q**YY	ARTP30AI6QP2YY			

*Reduce Overall height by 1/8" for stem casters



11/12 General Duty Series - 500LB

- Deeply embossed single ball raceways for heavy load rating
- Standard Zinc Plated finish
- NSF Listed and RoHS Compliant

11PU40HG0318YY



11RK30GI8212SY



11PP25DW8107YY



12SI30GI8204YY



12HR40HB8215YY



Side Brake(S)



Wheel Diameter	Caster type	Plate Code	Overall Size	Bolt Hole Pattern	Mounting Bolt Size	Axle Size
2"	Swivel	02	1-7/8" x 2-9/16"	15/16" x 2-1/8"	1/4"	1/4"
	Rigid	00	1-1/2" x 2-21/32"	15/16" x 2-1/8"		
2-1/2"	Swivel	07	2-5/8" x 3-11/16"	1-3/4" x 3"	5/16"	5/16"
	Rigid	03	2-1/4" x 4-7/16"	1-1/16" x 3-1/2"		
3"	Swivel	12	3-1/8" x 4-1/8"	2-3/8" x 3-3/8"	5/16"	3/8"
	Rigid	12	3-1/8" x 4-1/2"	2-3/8" x 3-3/8"		
		04	2-1/4" x 5-1/8"	1-3/16" x 4"		
4"	Swivel	18	4" x 5"	3" x 4"	3/8"	
	Rigid	15	3-1/4" x 6-1/4"	1-3/4" x 5"		

CN	CT	EL	ET	GN	HP	HR	HT					
MA	NM	NY	PA	PH	PM	PO	HR					
RA	RK	SF	SI	SS	SU	SR	VG					
TP-Thermo-Pro™				PP-Poly-Pro™								
C44	I44	T83	Y83	K42	P42	W42	A44	D44	I44	S44	P47	B82



11/12 SERIES • CAPACITY 500

Wheel Dia.	Tread Width	Wheel Type	Load Capacity	Bearing Type	Swivel Part #	Rigid Part #	+Color	Overall Height	Swivel Radius		
2"	15/16"	YOKE and AXLE/NUT				11ZZ20CZ8002YY	12ZZ20CZ8000YY		2-7/16"	1-3/4"	
		Hard Rubber	125	Plain	11HR20CB8002YY	12HR20CB8000YY					
		Polyolefin	125	Plain	11PO20CB8002YY	12PO20CB8000YY					
		H.D. Polyolefin	125	Plain	11HP20CB8002YY	12HP20CB8000YY					
		Poly-Pro™	75	Plain	11PP20BT8002YY	12PP20BT8000YY					
		Poly-Pro™	125	Plain	11PP20D*8002YY	12PP20D*8002YY	RED, BLACK				
		Thermo-Pro™	75	Plain	11TP20BT8002YY	12TP20BT8002YY					
		Sintered Iron	150	Plain	11SI20CS8002YY	12SI20CS8000YY					
		Semi-Steel	150	Plain	11SS20CS8002YY	12SS20CS8000YY					
Soft Rubber	100	Plain		11SR20AI8002YY	12SR20AI8000YY	GRAY					
				11SR20CB8002YY	12SR20CB8000YY	BLACK					
2-1/2"	1-1/16"	YOKE and AXLE/NUT				11ZZ25CZ8107YY	12ZZ25CZ8103YY		3-1/4"	2-1/4"	
		Hard Rubber	175	Plain	11HR25CB8107YY	12HR25CB8103YY					
		Polyolefin	175	Plain	11PO25CB8107YY	12PO25CB8103YY					
		Poly-Pro™	150	Precision	11PP25DM4107YY	12PP25DM4103YY					
		Poly-Pro™	150	Plain	11PP25D*8002YY	12PP25D*8002YY	RED, BLACK				
		Sintered Iron	200	Plain	11SI25DS8107YY	12SI25DS8103YY					
		Semi-Steel	200	Plain	11SS25CS8107YY	12SS25CS8103YY					
		Soft Rubber	150	Plain	11SR25CB8107YY	12SR25CB8103YY					
		3"	1-1/4"	YOKE and AXLE/NUT				11ZZ30GZ8212YY			12ZZ30GZ82**YY
Super-Soft™	105			Ball	11SF30GI4312YY	12SF30GI43**YY					
Soft Rubber	175			Plain	11SR30GB8212YY	12SR30B82**YY					
Soft Rubber	200			Ball	11SR30GB4212YY	12SR30GB421**Y					
Nomadic™	200			Annular	11NM30GI4312YY	12NM30GI43**YY					
Thermo-Pro™	200			Precision		11TP30GI4412YY	12TP30GI44**YY				
						11TP30G*4712YY	12TP30G*47**YY	T, Y			
						11TP30G*9012YY	12TP30G*90**YY	T, Y			
Poly-Pro™	210			Precision		Ball	11PP30G*4212YY	12PP30G*42**YY	K, W		
						11PP30G*4412YY	12PP30G*44**YY	A, D, I, S			
						11PP30G*4712YY	12PP30G*47**YY	T, Y			
						Delrin	11PP30G*5512YY	12PP30G*55**YY	K, W		
						Sleeve	11PP30G*9012YY	12PP30G*90**YY	T, Y		
						Polymadic™	210	Annular	11PM30GM4312YY	12PM30GM43**YY	
Elite™	300			Ball	11ET30GL4212YY	12ET30GL42**YY					
DuraLastomer™				Sleeve	11SU30GL9012YY	12SU30GL90**YY					
Polyon AL™				Annular	11PA30GL4312YY	12PA30GL43**YY					
Hard Rubber				Ball	11HR30GB4212YY	12HR30GB42**YY					
				Plain	11HR30GB8212YY	12HR30GB82**YY					
Grayrok™				Plain	11RK30GI8212YY	12RK30GI8212YY					
Polyolefin				Plain	11PO30G*8212YY	12PO30G*82**YY	B, Z				
				Sleeve	11PO30G*9012YY	12PO30G*90**YY	J, Z				
H.D. Polyolefin				Plain	11HP30G*8212YY	12HP30GE82**YY	B, E				
Nylon				Plain	11NY30GE9012YY	12NY30GE90**YY					
	Precision			11NY30GE4712YY	12NY30GE47**YY						
Semi-Steel	Plain			11SS30GS8212YY	12SS30GS82**YY						
	Sleeve			11SS30GS9012YY	12SS30GS90**YY						
Sintered Iron	Plain			11SI30GS8212YY	12SI30GS82**YY						
V-Groove	Plain			11VG30GT8212YY	12VG30GT82**YY						
	Sleeve			11VG30GT9012YY	12VG30GT90**YY						
Phenolic	300			Top Head	11PH30GB9912YY	12PH30GB99**YY					
Maxrok™				Sleeve	11MA30GB9012YY	12MA30GB90**YY					
Brimstone™	300			Top Head	11GN30GQ9012YY	12GN30GQ99**YY					
High-Temp Phenolic	200	Top Head	11HT30GQ9012YY	12HT30GQ99**YY							
Conductive Solid Rubber	300	Ball	11CT30GB4212YY	12CT30GB42**YY							
Conductive Thermo Rubber	200	Precision	11CN30GI4412YY	12CN30GH44**YY							
1-1/2"	Phenolic	300	Roller	11PH30HB0312YZ	12PH30GB0312YZ						
4"	1-1/2"	YOKE and AXLE/NUT				11ZZ40HZ8218YY	12ZZ40HZ8215YY		5"	3-1/4"	
		Soft Rubber	240	Plain	11SR40HB8218YY	12SR40HB8215YY					
		Thermo-Pro™	325	Roller	11TP40HI0318YZ	12TP40HI0315YZ					
		Poly-Pro™	400	Roller	11PP40H*0318YZ	12PP40H*0318YZ	D, K, U				
		Polyon™	500	Roller	11PU40H*0318YZ	12PU40H*0315YZ	G, V				
		Polyon AL™	500	Roller	11PA40H*0318YZ	12PA40H*0315YZ	N, R				
		Hard Rubber	400	Plain	11HR40HB8218YY	12HR40HB8215YY					
			Grayrok™	400	Plain	11RK40HI8218YY	12RK40HI8215YY				
		Polyolefin	400	Roller		11PO40HB0318YZ	12PO40HB0315YZ				
						Sleeve	11PH40HB9018YY	12PH40HB9915YY			
		Phenolic	500	Roller		11PH40HB0318YZ	12PH40HB0315YZ				
						Sleeve	11SS40HS9018YY	12SS40HS9015YY			
		Semi-Steel	500	Roller		11SS40HS0318YZ	12SS40HS0315YZ				
						Plain	11SI40HS8218YY	12HS40HS8215YY			

** Available plates #04 and #12



8A Light Duty Casters - 200LB

- Bright Zinc Plated as standard. Black Electrocoat, Nickel and Yellow Zinc are available
- Dual-raceway hardened for improved swiveling action and durability
- Variety of fastenings
- 5/16" axle
- NSF Listed

8A SERIES • CAPACITY 200

8ACL30DR41P2YY



8APP30BL81P2YY



8ATP30GI4431YY



Plate Code	Overall Size	Bolt Hole Pattern	Mounting Bolt Size		
01	1-1/4" x 2-1/16"	13/16" x 1-9/16"	3/16"		
S8	1-3/4" x 3"	1" x 2-1/8" to 2-5/16"	1/4"		
06	2-3/8" x 3-5/8"	1-3/4" x 2-7/8" slotted to 3"	5/16"		
Stem Code	Size	Stem Type	Stem Code	Size	Stem Type
32	5/16"-18 x 3/4"	Threaded	53	7/16" x 7/8"	Grip Ring
31	5/16"-18 x 1"		54	3/8" x 1"	
34	5/16"-18 x 1-1/2"		90	7/16" x 1-3/16"	
60	3/8"-16 x 3/4"		91	7/16" x 1-3/8"	
61	3/8"-16 x 1"				
62	3/8"-16 x 1-1/2"				
68	1/2"-13 x 1-1/2"				

Wheel Diameter	Tread Width	Wheel Type	Load Capacity	Bearing Type	Replace ** with desired fastening options		Overall Height	Swivel Radius	
					Swivel Part #	Swivel w/Brake			
2"	7/8"	Yoke and axle/nut				8AZZ20AZ80**YY	8AZZ20AZ80**SY	2-5/8"	1-15/16"
		Hard Rubber	125	Plain	8AHR20BB80**YY	8AHR20BB80**SY			
		Polyolefin	125	Plain	8APO20AB80**YY	8APO20AB80**SY			
		Poly-Pro™	120	Plain	8APP20AH80**YY	8APP20AH80**SY			
			150	Precision	8APP20DH41**YY	8APP20DH41**SY			
		Soft Rubber	125	Plain	8ASR20BB80**YY	8ASR20BB80**SY			
		Gray Soft Rubber		Plain	8ASR20BI80**YY	8ASR20BI80**SY			
		Thermo-Pro™		Plain	8ATP20DH80**YY	8ATP20DH80**SY			
		Crystalic™		80	Precision	8ACL20DS41**YY	8ACL20DS41**SY		
		Sintered Iron	180	Plain	8ASI20CS80**YY	8ASI20CS80**SY			
3"	1"	Yoke and axle/nut				8AZZ30DZ81**YY	8AZZ30DZ81**SY	3-1/2"	2-1/2"
		Hard Rubber	150	Plain	8AHR30DB81**YY	8AHR30DB81**SY			
		Polyolefin	150	Plain	8APO30DB81**YY	8APO30DB81**SY			
		Poly-Pro™	200	Plain	8APP30DH81**YY	8APP30DH81**SY			
				Precision	8APP30DT81**YY	8APP30DT81**SY			
			200	Plain	8APP30DS41**YY	8APP30DS41**SY			
				Precision	8APP30DS41**YY	8APP30DS41**SY			
		Soft Rubber	150	Plain	8ASR30DB81**YY	8ASR30DB81**SY			
		Gray Soft Rubber	150	Plain	8ASR30DI81**YY	8ASR30DI81**SY			
		Thermo-Pro™	150	Plain	8ATP30DH81**GY	8ATP30DH81**SY			
					8ATP30DT81**YY	8ATP30DT81**SY			
					8ATP30DH81**YY	8ATP30DH81**SY			
		Crystalic™	120	Precision	8ACL30DR41**YY	8ACL30DR41**SY			
		Polyurethane	200	Precision	8APU30BI41**YY	8APU30BI41**SY			
		MAG-Solid PU Tread	200	Plain	8AMG30BB81**YY	8AMG30BB81**SY			

*Add 5/64" when it is a plate caster

08 Light Duty Casters - 110LB

- Bright Zinc Plated as standard, Black Electro-Coat, Nickel, and Yellow Zinc are optional
- Dual-raceway offers improved swiveling action and durability
- NSF Listed and RoHS Compliant
- Variety of fastenings
- 1/4" axle

08HR20AB80L1YY

08HR30AB8097VY

08TP30AH8032GY

08TP30AT8032SY

08TP30AT8060HY

08RPP25ASP0S8YY

08SR20AI8053XY


Side Brake (SY)	Tech Lock Brake (HY)	L-Stem Spring (L1SPRG00)

Plate Code	Overall Size	Bolt Hole Pattern		Mounting Bolt Size	
01	1-1/4" x 2-1/16"	13/16" x 1-9/16"		3/16"	
00	1-1/2" x 2-21/32"	15/16" x 2" to 1" x 2-1/8"		1/4"	
08	1-3/4" x 3"	1" x 2-3/16" to 2-5/16"		5/16"	
Stem Code	Size	Stem Type	Stem Code	Size	Stem Type
83	1/4"-20 x 1/2"	Threaded	67	1/2"-13 x 1"	Threaded
84	1/4"-20 x 1-1/2"		68	1/2"-13 x 1-1/2"	Threaded
32	5/16"-18 x 3/4		53	7/16" x 7/8"	Grip Ring
31	5/16"-18 x 1"		54	3/8" x 1"	Grip Ring
34	5/16"-18 x 1-1/2"		90	7/16" x 1-3/16"	Grip Ring
63	3/8"-16 x 1/2"		91	7/16" x 1-3/8"	Grip Ring
60	3/8"-16 x 3/4"		97	7/16" x 2"	Grip Ring
61	3/8"-16 x 1"		L1	1/2" to 5/16" x 4.82" w/5/16"-18 x 5-3/4" threads	Ladder Stem (with optional spring and lock nuts kit available)
58	3/8"-16 x 1-1/4"		L3	1/2" x 4-1/2"	Plain Stem
62	3/8"-16 x 1-1/2"				
33	7/16"-14 x 1-1/2"				



Wheel Diameter	Tread Width	Wheel Type	Load Capacity	Bearing Type	Replace ** with desired fastening option		Overall Height*	Swivel Radius	
					Swivel Caster Part #	Rigid Caster Part #			
1-5/8"	11/16"	Polyolefin	60	Plain	08PO16WB80**YY		2-1/4"	1-5/8"	
		Soft Rubber	60	Plain	08SR16WI80**YY				
		Hard Rubber	60	Plain	08HR16WB80**YY				
2"	13/16"	Yoke and axle/nut				08ZZ20AZ80**YAN		2-17/32"	1-13/16"
		Hard Rubber	80	Plain	08HR20AB80**YY				
		Polyolefin	80	Plain	08PO20AB80**YY				
		Poly-Pro™	80	Plain	08PP20AH80S8YY	08RPP20AH80S8YY			
					08PP20AT80**YY				
		Poly-Pro™	80	Precision	08PP20ASP0S8YY	08RPP20ASP0S8YY			
					08PP20ASP0**YY				
		Soft Rubber	70	Plain	08SR20AB80**YY				
		Gray Soft Rubber	70	Plain	08SR20AI80**YY				
		Thermo-Pro™	70	Plain	08TP20AH80**YY				
Precision	08TP200AI49**YY								
Plain	08TP20AT80**YY								
2-1/2"	13/16"	Yoke and axle/nut				08ZZ25AZ80**YAN		3-1/16"	2-1/16"
		Hard Rubber	100	Plain	08HR25AB80**YY				
		Polyolefin	110	Plain	08PO25AB80**YY				
		Poly-Pro™	100	Plain	08PP25AH80S8YY	08RPP25AH80S8YY			
					08PP25AT80**YY				
		Poly-Pro™	100	Precision	08PP25ASP0S8YY	08RPP25ASP0S8YY			
					08PP25ASP0**YY				
		Soft Rubber	80	Plain	08SR25AB80**YY				
		Gray Soft Rubber	80	Plain	08SR25AI80**YY				
		Thermo-Pro™	80	Plain	08TP25AH80**YY				
80	Plain		08TP25AT80**YY						
3"	13/16"	Yoke and axle/nut				08ZZ30AZ80**YAN		3-5/8"	2-3/8"
		Hard Rubber	110	Plain	08HR30AB80**YY				
		Polyolefin	110	Plain	08PO30AB80**YY				
		Poly-Pro™	110	Plain	08PP30AH80S8YY	08RPP30AH80S8YY			
					08PP30AT80**YY				
		Poly-Pro™	110	Plain	08PP30AB80L1YY				
					08PP30ASP0S8YY	08RPP30ASP0S8YY			
		Poly-Pro™	110	Precision	08PP30ASP0**YY				
		Soft Rubber	100	Plain	08SR30AB80**YY				
Gray Soft Rubber	100	Plain	08SR30AI80**YY						
Thermo-Pro™	110	Plain	08TP30AH8032GY						
			08TP30AT80**YY						
			08TP30AH80**YY						

*Add 5/64" to overall height for plate caster.



MS Light Duty Casters - 125LB

- Dual-raceway offer improved swiveling action and durability
- Black Electrocoat as standard
- Variety of fastenings
- 7mm Axle



Fastening Options								
Plate Code	Overall Size		Bolt Hole Pattern			Mounting Bolt Size		
P2	2-3/8" x 2-3/8"		1-3/4" x 1-3/4"			3/16"		
Fastening Options								
Stem Code	Size	Stem Type	Stem Code	Size	Stem Type			
31	5/16" -18 x 1"	Threaded	53	7/16" x 7/8"	Grip Ring			
Wheel Diameter	Tread Width	Wheel Type	Load Capacity	Bearing Type	Replace ** with desired fastening Option		Overall Height	Swivel Radius
3"	15/16"	MAG-Solid PU Tread	125	Plain	Swivel Part #	Swivel w/Brake	4"	2-1/2"
3"	15/16"	Crystal Polyurethane	120	Ball	MS30BU**YY	MS30BU**HY	4"	2-1/2"
					MS30CL**YY	MS30CL**HY		

*Reduce Overall Height by 5/64" for stem caster

9A Light Duty Institutional Casters 150 LB

- Enhanced raceway structure for heavier weight and durability
- Double ball raceways
- 5/16" axle and nut
- Bright zinc plated as standard



Fastening Pattern							
Code	Pattern	Pattern Specification		Bolt Hole		Mounting Bolt	
08	Plate	1-3/4" x 3"		1" x 2-3/16" slotted to 2-5/16"		5/16"	
62	Thread Stem	3/8" x 16 x 1-1/2"					
91	Grip Ring	7/16" x 1-3/8"					
Wheel Dia.	Tread Width	Wheel Type	Load Capacity	Bearings Type	Swivel Part Number	Swivel Radius	Overall Height
3"	15/16"	Polyolefin	150	Plain	9APO30DB82**YY	2-3/4"	4"
		Poly-Pro™	150	Precision	9APP30DI41**YY		
		Therm-Pro™	150	Precision	9ATP30DI41**YY		

Swivel Radius is 3" with brake

MS SERIES • CAPACITY 125



09/10/T2 Light Duty Institutional Casters - 175 LB

- Bright Zinc Plated as standard, Black Electrocoat and Nickel are available as options
- A complete series including Swivel, Rigid and Total Lock casters
- Featuring 1" wide light medium duty wheels
- Double ball raceway swivel
- 5/16" Axle and nut
- NSF Listed

09CL30DR4106YY



T2TP30DH8106YY



09MG30BB8191-0V0000



10PP30DT8106YY



09CT30DB806-0S0000



09/10/T2 SERIES • CAPACITY 175

Wheel Diameter	Overall Height		Swivel Radius			
			#09-Swivel		#T2-Total Lock	
1-5/8"	2-7/16"		1-9/16"			
2"	3"		2-3/32"			
2-1/2"	3-1/4"		2-11/32"			
3"	3-5/8"		2-5/8"		3-15/32"	
4"	4-23/32"		3-1/4"		3-21/32"	
5"	5-5/8"		3-7/8"		3-7/8"	
Plate Code	Overall Size		Bolt Hole Pattern		Mounting Bolt Size	
06	2-3/8" x 3-5/8"		1-3/4" x 2-7/8" slotted 3"		5/16"	
08	1-3/4" x 3"		1" x 2-3/16" slotted to 2-5/16"			
S8	1-3/4" x 3"		1" x 2-1/8" slotted to 2-5/16"		1/4"	
P2	2-3/8" x 2-3/8"		1-3/4" x 1-3/4"		3/16"	
Stem Code	Size	Stem Type	Stem Code	Size	Stem Type	
31	5/16" - 18 x 2"	Threaded			Round Expandable Adaptor Stem	
60	3/8" - 16 x 3/4"		71	0.720" - 0.851"		
61	3/8" - 16 x 1"		72	0.852" - 0.927"		
62	3/8" - 16 x 1-1/2"		7S	0.920" - 0.980"		
64	3/8" - 16 x 1-3/8"		73	0.928" - 1.029"		
79	7/16" - 14 x 2-1/4"		7A	1.020" - 1.100"		
33	7/16" - 14 x 1-1/2"		74	1.110" - 1.180"		
66	1/2" - 13 x 3/4"		75	1.360" - 1.425"		
67	1/2" - 13 x 1"		76	1.426" - 1.589"		
68	1/2" - 13 x 1-1/2"		77	1.790" - 1.850"		
6M	1/2" - 13 X 1-9/16"		R1	0.720" - 0.851"		Square Expandable Adaptor Stem
70	1/2" - 13 x 2-3/4"		R2	0.852" - 0.927"		
86	7/16" ID, for Pipe w/ 1" O.D.		Pipe Thread (NPT34)	R3		
		R4		1.030" - 1.140"		
53	7/16" x 7/8"	Grip Ring	R5	1.360" - 1.425"		
90	7/16" x 1-3/16"		R6	1.426" - 1.589"		
91	7/16" x 1-3/8"		R7	1.790" - 1.850"		
49	7/16" x 1-3/4"		L1	5/16" x 5-3/4"	Ladder Stem(not including Spring)	
97	7/16" x 2"		42	7/8"	Octagon w/ 5/16" Cross drilled Hole	



Wheel Dia.	Tread Width	Wheel Type	Load Capacity	Bearing Type	Replace ** with desired fastening options			+Color
					Swivel Part #	Rigid Part #	Total-Lock Part #	
1-5/8"	7/8"	Yoke and axle/nut			09ZZ16DZ81ZZYAN	10ZZ16DZ81ZZYAN	T2ZZ16DZ81**YY	
		Thermo-Pro™	80	Precision	09TP16DI41**YY	10TP16DI41**YY	T2TP16DZ81**YY	
		Poly-Pro™	100		09PP16DL41**YY	10PP16DL41**YY	T2PP16DZ81**YY	
2"	1"	Yoke and axle/nut			09ZZ20DZ81ZZYAN	10ZZ20DZ81ZZYAN	T2ZZ20DZ81**YY	
		Poly-Pro™	150	Precision	09PP20DL41**YY	10PP20DL41**YY	T2PP20DZ81**YY	
2-1/2"	1"	Yoke and axle/nut			09ZZ25DZ81ZZYAN	10ZZ25DZ81ZZYAN	T2ZZ25DZ81**YY	
		Thermo-Pro™	110	Precision	09TP25DI41**YY	10TP25DI41**YY	T2TP25DI81**YY	
		Poly-Pro™	150		09PP25DL41**YY	10PP25DL41**YY	T2PP25DL81**YY	
3"	1"	Yoke and axle/nut			09ZZ30DZ81**YAN	10ZZ30DZ81**YAN	T2ZZ30DZ81**YAN	
		Hard Rubber	125	Plain	09HR30DB81**YY	10HR30DB81**YY	T2HR30DB81**YY	
		Polyolefin	175	Plain	09PO30DB81**YY	10PO30DB81**YY	T2PO30DB81**YY	
		Poly-Pro™	125	Plain	09PP30DT81**YY	10PP30DT81**YY	T2PP30DT81**YY	
			150	Precision	09PP30DI41**YY	10PP30GI41**YY	T2PP30GI41**YY	
		Soft Rubber	100	Plain	09SR30DB81**YY	10SR30DB81**YY	T2SR30DB81**YY	
		Thermo-Pro™	120	Plain	09TP30D+81**YY	10TP30D+81**YY	T2TP30D+81**YY	H,T
			120	Precision	09TP30DI41**YY	10TP30DI41**YY	T2TP30DI41**YY	
		Crystalic™	120	Precision	09CL30DR41**YY	10CL30DR41**YY	T2CL30DR41**YY	
MAG-Solid PU Tread	150	Plain	09MG30BB81**YY	10MG30BB81**YY	T2MG30BB81**YY			
4"	1"	Yoke and axle/nut			09ZZ40DZ81**YAN	10ZZ40DZ81**YAN	T2ZZ40DZ81**YAN	
		Hard Rubber	140	Plain	09HR40DB81**YY	10HR40DB81**YY	T2HR40DB81**YY	
		Polyolefin	175	Plain	09PO40DB81**YY	10PO40DB81**YY	T2PO40DB81**YY	
		Poly-Pro™	140	Plain	09PP40DT81**YY	10PP40DT81**YY	T2PP40DT81**YY	
			150	Precision	09PP40DI41**YY	10PP40GI41**YY	T2PP40GI41**YY	
		Soft Rubber	125	Plain	09SR40DB81**YY	10SR40DB81**YY	T2SR40DB81**YY	
		Thermo-Pro™	125	Plain	09TP40D+81**YY	10TP40D+81**YY	T2TP40D+81**YY	H,T
			125	Precision	09TP40DI41**YY	10TP40DI41**YY	T2TP40DI41**YY	
Crystalic™	125	Precision	09CL40DR41**YY	10CL40DR41**YY	T2CL40DR41**YY			
5"	1"	Yoke and axle/nut			09ZZ50DZ81**YAN	10ZZ50DZ81**YAN	T2ZZ50DZ81**YAN	
		Hard Rubber	145	Plain	09HR50DB81**YY	10HR50DB81**YY	T2HR50DB81**YY	
		Polyolefin	175	Plain	09PO50DB81**YY	10PO50DB81**YY	T2PO50DB81**YY	
		Poly-Pro™	145	Plain	09PP50DT81**YY	10PP50DT81**YY	T2PP50DT81**YY	
		Soft Rubber	125	Plain	09SR50DB81**YY	10SR50DB81**YY	T2SR50DB81**YY	
		Thermo-Pro™	135	Plain	09TP50D+81**YY	10TP50D+81**YY	T2TP50D+81**YY	

* Reduce OAH by 3/32" for stem casters.

Notes



23/24 Light Medium Duty - Economy Series - 250LB

- Bright Zinc Plated as standard, Black Electrocoat and Nickel are available as options
- Double ball raceway swivel
- 3/8" Axle and nut
- NSF Listed

23CN40GH4406YY



24HR30GB4206YY



23PO25GB8267-0V0000



23HP30GB8206-0S0000



23/24 SERIES • CAPACITY 200

Plate Code	Overall Size	Bolt Hole Pattern	Mounting Bolt Size		
06	2-3/8" x 3-5/8"	1-3/4" x 2-7/8" slotted to 3"	5/16"		
08	1-3/4" x 3"	1" x 2-3/16" slotted to 2-5/16"			
11	3-1/8" x 4-1/8"	1-3/4" x 2-15/16" to 2-3/8" x 3-3/8"			
17	4" x 4-1/2"	2-5/8" x 3-5/8" to 3" x 3"	3/8"		
Stem Code	Size	Stem Type	Stem Code	Size	Stem Type
63	3/8" - 16 x 1/2"	Threaded	66	1/2" - 13 x 3/4"	Threaded
60	3/8" - 16 x 3/4"		67	1/2" - 13 x 1"	
61	3/8" - 16 x 1"		68	1/2" - 13 x 1-1/2"	
62	3/8" - 16 x 1-1/2"		91	7/16" x 1-3/8"	Grip Ring
33	7/16" - 14 x 1-1/2"		9B	7/16" x 1"	

Wheel Dia.	Tread Width	Wheel Type	Load Capacity	Bearing Type	Replace ** with desired fastening options		+Color	Overall Height	Swivel Radius
					Swivel Caster Part #	Rigid Caster Part #			
2-1/2"	1-1/4"	Polyolefin	180	Plain	23PO25GB82**YY	24PO25GB8206YY		3-1/4"	2-1/4"
		Soft Rubber	200	Plain	23SR25GB82**YY	24SR25GB8206YY			
		Hard Rubber	200	Plain	23HR25GB82**YY	24HR25GB8206YY			
		Maxrok™	200	Plain	23MA25GB82**YY	24MA25GB8206YY			
		Thermo-Pro™	200	Ball	23TP25G+42**YY	24TP25G+4206YY	A, I		
		Poly-Pro™	200	Precision	23TP25G+44**YY	24TP25G+4406YY	A, I		
3"	1-1/4"	Yoke only			23PP25G+42**YY	24PP25G+4206YY	I, M, W	3-3/4"	2-1/2"
					23ZZ30GZ82**YAN	24ZZ30GZ8206YAN			
		Super-Soft™	105	Annular	23SF30GI43**YY	24SF30GI4306YY			
		Soft Rubber	250	Plain	23SR30GB82**YY	24SR30GB8206YY			
				Ball	23SR30GB42**YY	24SR30GB4206YY			
		Nomadic™	250	Delrin	23NM30GI5A**YY	24NM30GI5A06YY	I, L		
				Annular	23NM30GI43**YY	24NM30GI4306YY	I, L		
		Thermo-Pro™	250	Precision	23TP30GI44**YY	24TP30GI4406YY			
					23TP30G+47**YY	24TP30G+4706YY	T, Y		
				Sleeve	23TP30G+90**YY	24TP30G+9006YY	T, Y		
		Poly-Pro™	250	Ball	23PP30G+42**YY	24PP30G+4206YY	K, W		
				Precision	23PP30G+44**YY	24PP30G+4406YY	A, D, I, K, S		
					23PP30G+47**YY	24PP30G+4706YY	T, Y		
				Delrin	23PP30G+55**YY	24PP30G+5506YY	K, W		
				Sleeve	23PP30G+90**YY	24PP30G+9006YY	T, Y		
				Delrin	23PM30GM5A**YY	24PM30GM5A06YY			
		Polymadic™	250	Annular	23PM30GM43**YY	24PMG30M4306YY			
				Ball	23ET30GL42**YY	24ET30GL4206YY			
		Elite™	250	Precision	23EU30GOD0**YY	24ER30GOD006YY			
				Ball	23HR30GB42**YY	24HR30GB4206YY			
		Hard Rubber	250	Plain	23HR30GB82**YY	24HR30GB8206YY			
				Plain	23RK30GI82**YY	24RK30GI8206YY			
		Grayrok™	250	Plain	23PO30G+82**YY	24PO30G+8206YY	B, Z		
				Sleeve	23PO30G+90**YY	24PO30G+9006YY	J, Z		
				Ball	23PO30GZ42**YY	24PO30GZ4206YY			
		Polyolefin	250	Plain	23HP30G+82**YY	24HP30G+8206YY	B, E		
				Plain	23PH30GB99**YY	24PH30GB9906YY			
		H.D. Polyolefin	250	Precision	23CN30GH44**YY	24CN30GH4406YY			
Phenolic	250	Ball	23CT30GB42**YY	24CT30GB4206YY					
Conductive TPR	250	Plain	23MA30GB82**YY	24MA30GB8206YY					
Conductive SR	250	S.S. Top Hat	23GN30G+97**YY	24GN30G+9706YY	B, Q				
Maxrok™	250	S.S. Top Hat	23HT30GQ97**YY	24HT30GQ9706YY					
Brimstone™	250								
High-Temp Phenolic	250								



Wheel Dia.	Tread Width	Wheel Type	Load Capacity	Bearing Type	Replace ** with desired fastening options		+Color	Overall Height	Swivel Radius	
					Swivel Caster Part #	Rigid Caster Part #				
4"	1-1/4"	Yoke only				23ZZ40GZ82**YAN	24ZZ40GZ8206YAN		4-3/4"	3-1/4"
		Super-Soft™	120	Annular	23SF40GI43**YY	24SF40GI4306YY				
		Soft Rubber	250	Plain	23SR40GB82**YY	24SR40GB8206YY				
				Ball	23SR40GB42**YY	24SR40GB4206YY				
		Rubber on Aluminum		Annular	23RA40GI43**YY	24RA40GI4306YY				
		Nomadic™		Delrin	23NM40G+5A**YY	24NM40G+5A06YY	I,L			
				Annular	23NM40GI43**YY	24NM40GI4306YY	I,L			
		Thermo-Pro™		Precision	23TP40GI44**YY	24TP40GI4406YY				
					23TP40G+47**YY	24TP40G+4706YY				
				Sleeve	23TP40G+90**YY	24TP40G+9006YY	T,Y			
		Element™		Annular	23EL40GI43**YY	24EL40GI4306YY				
				Ball	23PP40G+42**YY	24PP40G+4206YY	W,K,P			
		Poly-Pro™		Precision	23PP40G+44**YY	24PP40G+4406YY	A,D,I,S,C			
					23PP40G+47**YY	24PP40G+4706YY				
				Sleeve	23PP40G+90**YY	24PP40G+9006YY	T, Y			
				Delrin	23PP40G+55**YY	24PP40G+5506YY				
		Polymadic™		Delrin	23PM40GM5A**YY	24PM40GM5A06YY				
				Annular	23PM40GM43**YY	24PM40GM4306YY				
		Elite™		Ball	23ET40GL42**YY	24ET40GL4206YY				
		Ergo-PU		Dual Precision	23EU40GOD0**YY	24EU40GOD006YY				
		Hard Rubber		Plain	23HR40GB82**YY	24HR40GB8206YY				
				Ball	23HR40GB42**YY	24HR40GB4206YY				
				Sleeve	23PO40G+90**YY	24PO40G+9006YY	J,Z			
		Polyolefin		Plain	23PO40G+82**YY	24PO40G+8206YY	B,Z			
				Ball	23PO40GZ42**YY	42PO40GZ4206YY				
		H.D. Polyolefin		Plain	23HP40G+82**YY	24HP40G+8206YY	B,E			
Phenolic	Top Hat	23PH40GB99**YY		24PH40GB9906YY						
Conductive TPR	Precision	23CN40GH44**YY		24CN40GH4406YY						
Epoxy	Sleeve	23OV40GQ90**YY	24OV40GQ9006YY							
Brimstone™	S.S. Top Hat	23GN40GQ97**YY	24GN40GQ9706YY							
High-Temp Phenolic	S.S. Top Hat	23HT40GQ97**YY	24HT40GQ9706YY							
5"	1-1/4"	Yoke only				23ZZ50GZ82**YAN	24ZZ50GZ8206YAN		5-5/8"	4-3/16"
		Super-Soft™	125	Annular	23SF50GI43**YY	24SF50GI4306YY				
		Soft Rubber	250	Plain	23SR50GB82**YY	24SR50GB8206YY				
				Ball	23SR50GB42**YY	24SR50GB4206YY				
		Rubber on Aluminum		Annular	23RA50GI43**YY	24RA50GI4306YY				
		Nomadic™		Delrin	24NM50G+5A**YY	24NM50G+5A06YY	I,L			
				Annular	23NM50G+43**YY	24NM50G+4306YY	I,L			
		Thermo-Pro™		Precision	23TP50GI44**YY	24TP50GI4406YY				
					23TP50GI47**YY	24TP50G+4706YY	T,Y			
				Sleeve	23TP50G+90**YY	24TP50G+9006YY	T,Y			
		Element™		Annular	23EL50GI43**YY	24EL50GI4306YY				
				Ball	23PP50G+42**YY	24PP50G+4206YY	C,K,P,W			
		Poly-Pro		Precision	23PP50G+44**YY	24PP50G+4406YY	A,D,I,S			
					23PP50G+47**YY	24PP50G+4706YY				
				Sleeve	23PP50G+90**YY	24PP50G+9006YY	T,Y			
				Delrin	23PP50G+55**YY	24PP50G+5506YY	C,K,P,W			
		Polymadic™		Delrin	23PM50GM5A**YY	24PM50GM5A06YY				
				Annular	23PM50GM43**YY	24PM50GM4306YY				
		Ergo-PU		Dual Precision	23EU50GOD0**YY	24EU50GOD006YY				
		Hard Rubber		Plain	23HR50GB82**YY	24HR50GB8206YY				
				Ball	23HR50GB42**YY	24HR50GB4206YY				
				Plain	23PO50G+82**YY	24PO50G+8206YY	B,Z			
		Polyolefin		Sleeve	23PO50G+90**YY	24PO50G+9006YY	J,Z			
				Ball	23PO50GZ42**YY	24PO50GZ4206YY				
		H.D. Polyolefin		Plain	23HP50G+82**YY	24HP50G+8206YY	B,E			
		Phenolic		Top Hat	23PH50GB99**YY	24PH50GB9906YY				
Conductive TPR	Precision	23CN50GH44**YY		24CN50GH4406YY						
Brimstone™	S.S. Top Hat	23GN50G+97**YY		24GN50G+9706YY	B,Q					
High-Temp	S.S. Top Hat	23HT50GQ97**YY	24HT50GQ9706YY							

*Reduce overall Height 3/32" for stem casters



CW Light Medium Duty - Plate Mount Series - 350LB

- Bright Zinc plated as standard, Black Electrocoat and Nickel are available as options
- Featuring 1-1/4" wide light medium duty wheels
- Double ball raceway swivel
- 3/8" Axle and nut
- NSF Listed

CWEU50GOD006YY



CWNM50GI4306YY



CWUN50GLA306YY



CWPM50GM4306-0T0000



CW SERIES • CAPACITY 350

Plate Code		Overall Size		Bolt Hole Pattern		Mounting Bolt Size			
06		2-3/8" x 3-5/8"		1-3/4" x 2-7/8" slotted to 3"		5/16"			
11		3-1/8" x 4-1/8"		1-3/4" x 2-15/16" to 2-3/8" x 3-3/8"		3/8"			
Wheel Dia.	Tread Width	Wheel Type	Load Capacity	Bearing Type	Swivel Caster Part #	Rigid Caster Part #	O.A.H.	Swivel Radius	+ Color
3"	1-1/4"	Yoke and axle/nut			CWZZ30GZ82**YYAN	CLZZ30GZ8206YAN	4-5/32"	2-21/32	
		Super-Soft™	105	Annular	CWSF30GI43**YY	CLSF30GI43**YY			
		Soft Rubber	300	Plain	CWSR30GB82**YY	CLSR30GB82**YY			
				Ball	CWSR30GB42**YY	CLSR30GB42**YY			
		Nomadic™	300	Delrin	CWNM30G+5A**YY	CLNM30G+5A**YY			I, L
				Annular	CWNM30G+43**YY	CLNM30G+43**YY			I, L
		Conductive TPR	200	Precision	CWCN30GH44**YY	CLCN30GH44**YY			
		Conductive SR	250	Ball	CWCT30GB42**YY	CLCT30GB42**YY			
		Thermo-Pro™	210	Precision	CWTP30GI44**YY	CLTP30GI44**YY			
				Sleeve	CWTP30G+47**YY	CLTP30G+47**YY			T, Y
		Element™	300	Annular	CWEL30GI43**YY	CLEL30GI43**YY			
		Poly-Pro™	300	Ball	CWPP30G+42**YY	CLPP30G+42**YY			K, W
				Precision	CWPP30G+44**YY	CLPP30G+44**YY			A, D, I, S
					CWPP30G+47**YY	CLPP30G+47**YY			T, Y
				Delrin	CWPP30G+55**YY	CLPP30G+55**YY			K, P, W
		Polymadic™	300	Sleeve	CWPP30G+90**YY	CLPP30G+90**YY			T, Y
				Delrin	CWPM30GM5A**YY	CLPM30GM5A**YY			
		Elite™	350	Annular	CWPM30GM43**YY	CLPM30GM43**YY			
				Ball	CWET30GL42**YY	CLET30GL42**YY			
		Ergo-PU	350	Dual Precision	CWEU30GOD0**YY	CLEU30GOD0**YY			
		DuraLastomer™	300	Sleeve	CWSU30GL90**YY	CLSU30GL90**YY			
		Polyon AL™	350	Annular	CWPA30GL43**YY	CLPA30GL43**YY			
		Hard Rubber	300	Ball	CWHR30GB42**YY	CLHR30GB42**YY			
				Plain	CWHR30GB82**YY	CLHR30GB82**YY			
		GrayRok™	300	Plain	CWRK30GI82**YY	CLRK30GI82**YY			
				Plain	CWPO30G+82**YY	CLPO30G+82**YY			B, Z
		Polyolefin	300	Sleeve	CWPO30G+90**YY	CLPO30G+90**YY			J, Z
				Ball	CWPO30GZ42**YY	CLPO30GZ42**YY			
		H.D. Polyolefin	300	Plain	CWHP30G+82**YY	CLHP30G+82**YY			B, E
		Nylon	300	Sleeve	CWNY30GE90**YY	CLNY30GE90**YY			
				Precision	CWNY30GE47**YY	CLNY30GE47**YY			
		Phenolic	300	Top Hat	CWPH30GB99**YY	CLPH30GB99**YY			
H.T. Phenolic	200	S.S. Top Hat	CWHT30GQ97**YY	CLHT30GQ97**YY					
BrimStone™	350	S.S. Top Hat	CWGN30G+97**YY	CLGN30G+97**YY					
		Plain	CWSS30GS82**YY	CLSS30GS82**YY	B, Q				
Sintered Iron	350	Sleeve	CWSS30GS90**YY	CLSS30GS90**YY					
		Plain	CWSI30GS82**YY	CLSI30GS82**YY					
V-Groove	350	Plain	CWVG30GT82**YY	CLVG30GT82**YY					
Maxrok™	350	Plain	CWMA30GB82**YY	CLMA30GB82**YY					
Conductive PU	225	Precision	CWCU30GH44**YY	CLCU30GH44**YY					



Wheel Dia.	Tread Width	Wheel Type	Load Capacity	Bearing Type	Swivel Caster Part #	Rigid Caster Part #	O.A.H.	Swivel Radius	+ Color	
3"	1-3/8"	Neo-energizer™	300	Ball	CWEN30VB42**YY	CLEN30VB42**YY	4-5/32"	2-21/32		
			300	Precision	CWEN30VBP2**YY	CLEN13VBP2**YY				
		Elastomer	350	Precision	CWSX30VIP2**YY	CLSX30VIP2**YY				
3-1/2"	1-1/4"	Yoke and axle/nut				CWZZ35GZ82**YAN	CLZZ35GZ82**YAN	4-11/16"	2-29/32"	
		Super-Soft™	110	Annular	CWSF35GI43**YY	CLSF35GI43**YY				
		Soft Rubber	300	Plain	CWSR35GB82**YY	CLSR35GB82**YY				
		Rubber/Alu	250	Annular	CWRA35GI43**YY	CLRA35GI43**YY				
		Nomadic™	300	Delrin	CWNM35G+5A**YY	CLNM35G+5A**YY	I, L			
				Annular	CWNM35GI43**YY	CLNM35GI43**YY				
		Thermo-Pro™	230	Precision	CWTP35GI44**YY	CLTP35GI44**YY				
				Sleeve	CWTP35G+47**YY	CLTP35G+47**YY	T, Y			
		Element™	300	Precision	CWTP35G+90**YY	CLTP35G+90**YY				
				Annular	CWEL35GI43**YY	CLEL35GI43**YY				
		Poly-Pro™	300	Ball	CWPP35G+42**YY	CLPP35G+42**YY	K, P, W			
				Precision	CWPP35G+44**YY	CLPP35G+44**YY	A, D, I, S			
				Precision	CWPP35G+47**YY	CLPP35G+47**YY	T, Y			
				Delrin	CWPP35G+55**YY	CLPP35G+55**YY	K, P, W			
				Sleeve	CWPP35G+90**YY	CLPP35G+90**YY	T, Y			
				Delrin	CWPM35GM5A**YY	CLPM35GM5A**YY				
		Polymadic™	325	Annular	CWPM35GM43**YY	CLPM35GM43**YY				
		Polyon AL™	350	Annular	CWPA35G+43**YY	CLPA35G+43**YY				
		Disc Wheel	250	Ball	CWUN35GLA3**YY	CLUN35GLA3**YY	L, M			
		Hard Rubber	300	Plain	CWHR35GB82**YY	CLHR35GB82**YY				
Polyolefin	350	Plain	CWPO35GZ82**YY	CLPO35GZ82**YY						
		Sleeve	CWPO35GJ90**YY	CLPO35GJ90**YY						
Phenolic	350	Top Hat	CWPH35GB99**YY	CLPH35GB99**YY						
Semi-Steel	350	Plain	CWSS35GS82**YY	CLSS35GS82**YY						
BrimStone™	350	S.S. Top Hat	CWGN35GQ97**YY	CLGN35GQ97**YY						
4"	1-1/4"	Yoke and axle/nut				CWZZ40GZ82**YAN	CLZZ40GZ82**YAN	5-5/32"	3-9/32"	
		Super-Soft™	120	Annular	CWSF40GI43**YY	CLSF40GI43**YY				
		Soft Rubber	350	Plain	CWSR40GB82**YY	CLSR40GB82**YY				
			350	Ball	CWSR40GB42**YY	CLSR40GB42**YY				
		Blue Ergo™	350	Roller	CWBL40GL4R**YY	CLBL40GL4R**YY				
		Rubber/Alu	250	Annular	CWRA40GI43**YY	CLRA40GI43**YY				
		Nomadic™	300	Delrin	CWNM40GI5A**YY	CLNM40G+5A**YY	I, L			
				Annular	CWNM40GI43**YY	CLNM40G+43**YY				
		Conductive	250	Precision	CWCN40GH44**YY	CLCN40GH44**YY				
		Thermo-Pro™	250	Precision	CWTP40G+44**YY	CLTP40G+44**YY	A, I			
				Sleeve	CWTP40G+47**YY	CLTP40G+47**YY	T, Y			
		Element™	320	Precision	CWTP40G+90**YY	CLTP40G+90**YY	T, Y			
				Annular	CWEL40GI43**YY	CLEL40GI43**YY				
		Poly-Pro™	350	Ball	CWPP40G+42**YY	CLPP40G+42**YY	K, P, W			
				Precision	CWPP40G+44**YY	CLPP40G+44**YY	A, D, I, K, S			
				Precision	CWPP40G+47**YY	CLPP40G+47**YY	T, Y			
				Sleeve	CWPP40G+90**YY	CLPP40G+90**YY	T, Y			
		Polymadic™	350	Delrin	CWPP40G+55**YY	CLPP40G+55**YY	K, P, W			
				Annular	CWPM40GM5A**YY	CLPM40GM5A**YY				
		Elite™	350	Ball	CWPM40GM43**YY	CLPM40GM43**YY				
		Ergo-PU	350	Dual Precision	CWET40GL42**YY	CLET40GL42**YY				
		DuraLastomer™	350	Sleeve	CWEU40GOD0**YY	CLEU40GOD0**YY				
		Polyon AL™	350	Annular	CWSU40GL90**YY	CLSU40GL90**YY				
		Polyon AL™	350	Annular	CWPA40G+43**YY	CLPA40G+43**YY	L, M			
		Disc Wheel	270	Ball	CWUN40GLA3**YY	CLUN40GLA3**YY				
		Hard Rubber	350	Plain	CWHR40GB82**YY	CLHR40GB82**YY				
				Ball	CWHR40GB42**YY	CLHR40GB42**YY				
		GrayRok™	350	Plain	CWHR40GB82**YY	CLHR40GB82**YY				
				Plain	CWRK40GI82**YY	CLRK40GI82**YY				
		Polyolefin	350	Plain	CWPO40G+82**YY	CLPO40G+82**YY	B, Z			
Sleeve	CWPO40G+90**YY			CLPO40G+90**YY	J, Z					
Ball	CWPO40GZ42**YY			CLPO40GZ42**YY						
H.D. Polyolefin	350	Plain	CWHP40G+82**YY	CLHP40G+82**YY	B, E					
Nylon	350	Precision	CWNY40GE47**YY	CLNY40GE47**YY						
		Sleeve	CWNY40GE90**YY	CLNY40GE90**YY						
Phenolic	350	Top Hat	CWPH40GB99**YY	CLPH40GB99**YY						
H.T. Phenolic	250	S.S. Top Hat	CWHT40GQ97**YY	CLHT40GQ97**YY						
BrimStone™	350	S.S. Top Hat	CWGN40G+97**YY	CLGN40G+97**YY						
SteROLLizer™ AL	300	Sleeve	CWBF40GC90**YZ	CLBF40GC90**YZ						
SteROLLizer™ SS	300	Sleeve	CWSS40GS82**YY	CLSS40GS82**YY						
Semi-Steel	350	Plain	CWSS40GS90**YY	CLSS40GS90**YY						
		Sleeve	CWSS40GS90**YY	CLSS40GS90**YY						
Conductive PU	250	Precision	CWCU40GH44**YY	CLCU40GH44**YY						



Wheel Dia.	Tread Width	Wheel Type	Load Capacity	Bearing Type	Swivel Caster Part #	Rigid Caster Part #	O.A.H.	Swivel Radius	+ Color	
5"	1-1/4"	Yoke and axle/nut				CWZZ50GZ82**YAN	CLZZ50GZ82**YAN	6-5/32"	3-13/16"	
		Super-Soft™	125	Annular	CWSF50GI43**YY	CLSF50GI43**YY				
		Soft Rubber	350	Plain	CWSR50GB82**YY	CLSR50GB82**YY				
				Ball	CWSR50GB42**YY	CLSR50GB42**YY				
		Blue- Ergo™	350	Roller	CWBL50GL4R**YY	CLBL50GL4R**YY				
		Rubber/Alu	325	Annular	CWRA50GI43**YY	CLRA50GI43**YY				
		Nomadic™	325	Delrin	CWNM50G+5A**YY	CLNM50G+5A**YY	I, L			
				Annular	CWNM50G+43**YY	CLNM50G+43**YY	I, L			
		Conductive	275	Precision	CWCN50GH44**YY	CLCN50GH44**YY				
		Thermo-Pro™	300	Precision	CWTP50GI44**YY	CLTP50GI44**YY				
					CWTP50G+47**YY	CLTP50G+47**YY	T, Y			
				Sleeve	CWTP50G+90**YY	CLTP50G+90**YY				
		Element™	350	Annular	CWEL50GI43**YY	CLEL50GI43**YY				
		Poly-Pro™	350	Ball	CWPP50G+42**YY	CLPP50G+42**YY	C, K, P, W			
				Precision	CWPP50G+44**YY	CLPP50G+44**YY	A, D, I, S			
					CWPP50G+47**YY	CLPP50G+47**YY	T, Y			
				Delrin	CWPP50G+55**YY	CLPP50G+55**YY	C, K, P, W			
				Sleeve	CWPP50G+90**YY	CLPP50G+90**YY	T, Y			
		Polymadic™	350	Delrin	CWPM50GM5A**YY	CLPM50GM5A**YY				
				Annular	CWPM50GM43**YY	CLPM50GM43**YY				
		Ergo-PU	350	Dual Precision	CWEU50GOD0**YY	CLEU50GOD0**YY				
		DuraLastomer™	350	Sleeve	CWSU50GL90**YY	CLSU50GL90**YY				
		Polygon AL™	350	Annular	CWPA50GL43**YY	CLPA50GL43**YY				
		Disc Wheel	300	Ball	CWUN50GLA3**YY	CLUN50GLA3**YY				
		Hard Rubber	350	Plain	CWHR50GB82**YY	CLHR50GB82**YY				
				Ball	CWHR50GB42**YY	CLHR50GB42**YY				
		GrayRok™	350	Plain	CWRK50GI82**YY	CLRK50GI82**YY				
		Polyolefin	350	Plain	CWPO50G+82**YY	CLPO50G+82**YY	B, Z			
				Sleeve	CWPO50G+90**YY	CLPO50G+90**YY	J, Z			
				Ball	CWPO50GZ42**YY	CLPO50GZ42**YY				
		H.D. Polyolefin	350	Plain	CWHP50G+82**YY	CLHP50G+82**YY	B, E			
		Nylon	350	Precision	CWNY50GE47**YY	CLNY50GE47**YY				
Sleeve	CWNY50GE90**YY			CLNY50GE90**YY						
Phenolic	350	Top Hat	CWPH50GB99**YY	CLPH50GB99**YY						
H.T. Phenolic	300	S.S. Top Hat	CWHT50GQ97**YY	CLHT50GQ97**YY						
BrimStone™	350	S.S. Top Hat	CWGN50G+97**YY	CLGN50G+97**YY	B, Q					
Semi-Steel	350	Plain	CWSS50GS82**YY	CLSS50GS82**YY						
		Sleeve	CWSS50GS90**YY	CLSS50GS90**YY						
Conductive PU	250	Precision	CWCU50GH44**YY	CLCU50GH44**YY						
5"	1-3/8"	Neo-energizer™	350	Ball	CWEN50VB42**YY	CLEN50VB42**YY				
			350	Precision	CWEN50VBP2**YY	CLEN50VBP2**YY				

13/14 Light Medium Duty - Plate Mount Series - 350LB

- Bright Zinc plated as standard, Black Electrocoat and Nickel are available as options
- Featuring 1-1/4" wide light medium duty wheels
- Double ball raceway swivel
- 3/8" Axle and nut
- NSF Listed

13EL50GI4306-0K0000



13UN50GLA306-0H0000



13UX50GO6206-0T0000



13PH50GB9006-0C0000



13EU50GOD006YY



14PP40GA4406YY



Plate Code	Overall Size	Bolt Hole Pattern	Mounting Bolt Size
06	2-3/8" x 3-5/8"	1-3/4" x 2-7/8" slotted to 3"	5/16"
	Swivel Caster Plate features additional mounting holes for use on aluminum structural framing, modular carts & workstations. Two 5/16" holes centered at 3.22 (between other holes, long way).		
B6	2-3/4" x 3-3/4"	1-3/4" x 2-13/16" slotted to 3-1/16"	
EH	2-3/8" x 3-5/8"	1-3/16" x 3"	5/16"
AC	2-3/8" x 3-5/8"	1-1/2" to 1-3/4" x 2-7/8"	1/4"
MS	77mm x 96mm	45mm x 75mm to 60mm x 80mm	M8
11	3-1/8" x 4-1/8"	1-3/4" x 2-15/16" to 2-3/8" x 3-3/8"	3/8"
17	4" x 4-1/2"	2-5/8" x 3-5/8" to 3" x 3"	
	Swivel Caster Plate features additional mounting holes for use on aluminum structural framing, modular carts & workstations. Two 5/16" holes centered at 3.92 (between other holes, long way)		
Stem Code	Size	Stem Type	
67	1/2" - 13 x 1"	Threaded	
68	1/2" - 13 x 1-1/2"		
70	1/2" - 13 x 2-3/4"		
88	3/4" - 10 x 1"		



WHEELS

13/14 SERIES • CAPACITY 350



Wheel Dia	Tread Width	Wheel Type	Load Capacity	Bearing Type	Swivel Caster Part #	Rigid Caster Part #	O.A.H.	Swivel Radius	+ Color	
2-1/2"	1-1/4"	Yoke and axle/nut				13ZZ25GZ82**YAN	14ZZ25GZ8206YAN	3-9/16"	2-13/16"	
		Soft Rubber	175	Plain	13SR25GB82**YY	14SR25GB8206YY				
		Neo-Energizer™	250	Ball	13EN25GB42**YY	14EN25GB4206YY				
				Precision	13EN25GBP2**YY	14EN25GBP206YY				
		Thermo-Pro™	250	Precision	13TP25G+44**YY	14TP25G+4406YY				
				Ball	13TP25G+42**YY	14TP25G+4206YY				
		Polyolefin	250	Plain	13PO25GB82**YY	14PO25GB8206YY				
		Poly-Pro™	250	Ball	13PP25G+42**YY	14PP25G+4206YY				
Nomadic™	250	Ball	13NM25GI42**YY	14NM25GI42**YY						
Hard Rubber	250	Plain	13HR25GB82**YY	14HR25GB8206YY						
		Maxrok™	350	Plain	13MA25GB82**YY	14MX25GB8206YY				
2-1/2"	1-3/8"	Elastomer	350	Precision	13SX25VIP2**YY	14SX25VIP206YY				
3"	1-1/4"	Yoke and axle/nut				13ZZ30GZ82**YAN	14ZZ30GZ8206YAN	4-1/8"	2-15/16"	
		Super-Soft™	105	Annular	13SF30GI43**YY	14SF30GI43**YY				
		Soft Rubber	300	Plain	13SR30GB82**YY	14SR30GB82**YY				
				Ball	13SR30GB42**YY	14SR30GB42**YY				
		Nomadic™	300	Delrin	13NM30G+5A**YY	14NM30G+5A**YY				
				Annular	13NM30G+43**YY	14NM30G+43**YY				
		Conductive TPR	200	Precision	13CN30GH44**YY	14CN30GH44**YY				
		Conductive SR	250	Ball	13CT30GB42**YY	14CT30GB42**YY				
		Thermo-Pro™	210	Precision	13TP30GI44**YY	14TP30GI44**YY				
				Sleeve	13TP30G+47**YY	14TP30G+47**YY				
		Element™	300	Annular	13EL30GI43**YY	14EL30GI43**YY				
				Ball	13PP30G+42**YY	14PP30G+42**YY				
		Poly-Pro™	300	Precision	13PP30G+44**YY	14PP30G+44**YY				
				Precision	13PP30G+47**YY	14PP30G+47**YY				
				Delrin	13PP30G+55**YY	14PP30G+55**YY				
				Sleeve	13PP30G+90**YY	14PP30G+90**YY				
Polymadic™	300	Delrin	13PM30GM5A**YY	14PM30GM5A**YY						
		Annular	13PM30GM43**YY	14PM30GM43**YY						
Elite™	350	Ball	13ET30GL42**YY	14ET30GL42**YY						
Ergo-PU	350	Dual Precision	13EU30GOD0**YY	14EU30GOD0**YY						



Wheel Dia	Tread Width	Wheel Type	Load Capacity	Bearing Type	Swivel Caster Part #	Rigid Caster Part #	O.A.H.	Swivel Radius	+ Color
3"	1-1/4"	DuraLastomer™	300	Sleeve	13SU30GL90**YY	14SU30GL90**YY	4-1/8"	2-15/16"	
		Polyon AL™	350	Annular	13PA30G+43**YY	14PA30G+43**YY			L, M
		Hard Rubber	300	Ball	13HR30GB42**YY	14HR30GB42**YY			
				Plain	13HR30GB82**YY	14HR30GB82**YY			
		GrayRok™	300	Plain	13RK30GI82**YY	14RK30GI82**YY			
				Plain	13PO30G+82**YY	14PO30G+82**YY			B,Z
				Sleeve	13PO30G+90**YY	14PO30G+90**YY			J,Z
		Polyolefin	300	Ball	13PO30GZ42**YY	14PO30GZ42**YY			
				Plain	13HP30G+82**YY	14HP30G+82**YY			B,E
				Sleeve	13NY30GE90**YY	14NY30GE90**YY			
		Nylon	300	Precision	13NY30GE47**YY	14NY30GE47**YY			
				Top Hat	13PH30GB99**YY	14PH30GB99**YY			
		Phenolic	300	S.S. Top Hat	13HT30GQ97**YY	14HT30GQ97**YY			
		H.T. Phenolic	200	S.S. Top Hat	13GN30G+97**YY	14GN30GQ+97**YY			B,Q
		BrimStone™	350	Plain	13SS30GS82**YY	14SS30GS82**YY			
Semi-Steel	350	Sleeve	13SS30GS90**YY	14SS30GS90**YY					
		Plain	13SI30GS82**YY	14SI30GS82**YY					
Sintered Iron	350	Plain	13VG30GT82**YY	14VG30GT82**YY					
V-Groove	350	Plain	13MA30GB82**YY	14MA30GB82**YY					
Maxrok™	350	Plain	13CU30GH44**YY	14CU30GH44**YY					
Conductive PU	225	Precision	13EN30VB42**YY	4EN30VB42**YY					
3"	1-3/8"	Neo-Energizer™	300	Ball	13EN30VBP2**YY	14EN13VBP2**YY			
			300	Precision	13SX30VIP2**YY	14SX30VIP2**YY			
		Elastomer	350	Precision	13PH30HB90**YY	14PH30HB90**YY			
3"	1-1/2"	Phenolic	350	Sleeve	13PH30HB03**YY	14PH30HB03**YY			
			350	Roller	13GN30H+97**YY	14GN30H+97**YY	B, Q		
		Brimstone™	350	S.S. Top Hat	13ZZ31GZ82**YAN	14ZZ31GZ8206YAN			
3"	1-1/4"	Yoke and axle/nut			13SF31GI43**YY	14SF31GI43**YY			
		Super-Soft™	105	Annular	13SR31GB82**YY	14SR31GB82**YY			
		Soft Rubber	300	Plain	13SR31GB42**YY	14SR31GB42**YY			
				Ball	13NM31G+5A**YY	14NM31G+5A**YY	I, L		
		Nomadic™	300	Delrin	13NM31G+43**YY	14NM31G+43**YY	I, L		
				Annular	13CN31GH44**YY	14CN31GH44**YY			
		Conductive TPR	200	Precision	13CT31GB42**YY	14CT31GB42**YY			
		Conductive SR	250	Ball	13TP31GI44**YY	14TP31GI44**YY			
		Thermo-Pro™	210	Precision	13TP31G+47**YY	14TP31G+47**YY	T,Y		
					Sleeve	13TP31G+90**YY	14TP31G+90**YY		
				Annular	13EL31GI43**YY	14EL31GI43**YY			
		Element™	300	Annular	13PP31G+42**YY	14PP31G+42**YY	K,W		
					Precision	13PP31G+44**YY	14PP31G+44**YY	A,D,I,S	
				Precision	13PP31G+47**YY	14PP31G+47**YY	T,Y		
				Delrin	13PP31G+55**YY	14PP31G+55**YY	K,P,W		
				Sleeve	13PP31G+90**YY	14PP31G+90**YY	T,Y		
		Polymadic™	300	Annular	13PM31GM43**YY	14PM31GM43**YY			
				Delrin	13PM31GM5A**YY	14PM31GM5A**YY			
		Elite™	350	Ball	13ET31GL42**YY	14ET31GL42**YY			
		Ergo-PU	350	Dual Precision	13EU31GOD0**YY	14EU31GOD0**YY			
		DuraLastomer™	300	Sleeve	13PA31G+43**YY	14PA31G+43**YY	L, M		
		Polyon AL™	350	Annular	13HR31GB42**YY	14HR31GB42**YY			
		Hard Rubber	300	Ball	13HR31GB82**YY	14HR31GB82**YY			
				Plain	13RK31GI82**YY	14RK31GI82**YY			
		GrayRok™	300	Plain	13PO31G+82**YY	14PO31G+82**YY	B,Z		
				Plain	13PO31G+90**YY	14PO31G+90**YY	J,Z		
				Ball	13PO31GZ42**YY	14PO31GZ42**YY			
		Polyolefin	300	Plain	13HP31G+82**YY	14HP31G+82**YY	B,E		
				Sleeve	13NY31GE90**YY	14NY31GE90**YY			
				Precision	13NY31GE47**YY	14NY31GE47**YY			
		Nylon	300	Top Hat	13PH31GB99**YY	14PH31GB99**YY			
				S.S. Top Hat	13HT31GQ97**YY	14HT31GQ97**YY			
		Phenolic	300	S.S. Top Hat	13GN31G+97**YY	14GN31+Q97**YY	B,Q		
		H.T. Phenolic	200	Plain	13SS31GS82**YY	14SS31GS82**YY			
		BrimStone™	350	Sleeve	13SS31GS90**YY	14SS31GS90**YY			
Semi-Steel	350	Plain	13SI31GS82**YY	14SI31GS82**YY					
		Plain	13VG31GT82**YY	14VG31GT82**YY					
Sintered Iron	350	Plain	13MA31GB82**YY	14MA31GB82**YY					
V-Groove	350	Plain	13CU31GH44**YY	14CU31GH44**YY					
Maxrok™	350	Precision							
Conductive PU	225	Precision							



13/14 SERIES • CAPACITY 350

Wheel Dia	Tread Width	Wheel Type	Load Capacity	Bearing Type	Swivel Caster Part #	Rigid Caster Part #	O.A.H.	Swivel Radius	+ Color	
3"	1-1/2"	Phenolic	350	Sleeve	13PH31HB90**YY	14PH31HB90**YY	4"	3"		
		Brimstone™	300	S.S. Top Hat	13GN31H+90**YY	14GN31H+90**YY			B,Q	
3-1/2"	1-1/4"	Yoke and axle/nut				13ZZ35GZ82**YAN	14ZZ35GZ82**YAN	4-5/8"	3-3/16"	
		Super-Soft™	110	Annular	13SF35GI43**YY	14SF35GI43**YY				
		Soft Rubber	300	Plain	13SR35GB82**YY	14SR35GB82**YY				
		Rubber/Alu	300	Annular	13RA35GI43**YY	14RA35GI43**YY				
		Nomadic™	300	Delrin	13NM35G+5A**YY	14NM35G+5A**YY				
				Annular	13NM35GI43**YY	14NM35GI43**YY	I, L			
		Thermo-Pro™	230	Precision	13TP35GI44**YY	14TP35GI44**YY				
				Sleeve	13TP35G+47**YY	14TP35G+47**YY	T, Y			
		Element™	300	Annular	13EL35GI43**YY	14EL35GI43**YY				
		Poly-Pro™	300	Ball	13PP35G+42**YY	14PP35G+42**YY				
				Precision	13PP35G+44**YY	14PP35G+44**YY	K,P,W A,D,I,S			
				Delrin	13PP35G+47**YY	14PP35G+47**YY	T, Y			
				Sleeve	13PP35G+55**YY	14PP35G+55**YY	K,P,W T, Y			
		Polymadic™	325	Delrin	13PM35GM5A**YY	14PM35GM5A**YY				
				Annular	13PM35GM43**YY	14PM35GM43**YY				
		Polygon AL™	350	Annular	13PA35G+43**YY	14PA35G+43**YY				
		Disc Wheel	250	Ball	13UN35GLA3**YY	14UN35GLA3**YY				
		Hard Rubber	300	Plain	13HR35GB82**YY	14HR35GB82**YY				
		Polyolefin	350	Plain	13PO35GZ82**YY	14PO35GZ82**YY				
				Sleeve	13PO35GJ90**YY	14PO35GJ90**YY				
Phenolic	350	Top Hat	13PH35GB99**YY	14PH35GB99**YY						
Semi-Steel	350	Plain	13SS35GS82**YY	14SS35GS82**YY						
BrimStone™	350	S.S. Top Hat	13GN35GQ97**YY	14GN35GQ97**YY						
4"	1-1/4"	Yoke and axle/nut				13ZZ40GZ82**YAN	14ZZ40GZ82**YAN	5-3/16"	3-1/2"	
		Super-Soft™	120	Annular	13SF40GI43**YY	14SF40GI43**YY				
		Soft Rubber	350	Plain	13SR40GB82**YY	14SR40GB82**YY				
			350	Ball	13SR40GB42**YY	14SR40GB42**YY				
		Blue Ergo™	350	Roller	13BL40GL4R**YY	14BL40GL4R**YY				
		Rubber/Alu	250	Annular	13RA40GI43**YY	14RA40GI43**YY				
				Delrin	13NM40G+5A**YY	14NM40G+5A**YY	I, L			
		Nomadic™	300	Annular	13NM40G+43**YY	14NM40G+43**YY	I, L			
				Precision	13CN40GH44**YY	14CN40GH44**YY				
		Conductive	250	Precision	13TP40G+44**YY	14TP40G+44**YY	A, I			
				Sleeve	13TP40G+47**YY	14TP40G+47**YY	T, Y			
		Thermo-Pro™	250	Sleeve	13TP40G+90**YY	14TP40G+90**YY	T, Y			
				Annular	13EL40GI43**YY	14EL40GI43**YY				
		Element™	320	Ball	13PP40G+42**YY	14PP40G+42**YY	K,P,W			
		Poly-Pro™	350	Precision	13PP40G+44**YY	14PP40G+44**YY	A,D,I,K,S			
				Delrin	13PP40G+47**YY	14PP40G+47**YY	T, Y			
				Sleeve	13PP40G+55**YY	14PP40G+55**YY	K,P,W			
				Sleeve	13PP40G+90**YY	14PP40G+90**YY	T, Y			
		Polymadic™	350	Delrin	13PM40GM5A**YY	14PM40GM5A**YY				
				Annular	13PM40GM43**YY	14PM40GM43**YY				
		Elite™	350	Ball	13ET40GL42**YY	14ET40GL42**YY				
		Ergo-PU	350	Dual Precision	13EU40GOD0**YY	14EU40GOD0**YY				
		DuraLastomer™	350	Sleeve	13SU40GL90**YY	14SU40GL90**YY				
		Polygon AL™	350	Annular	13PA40G+43**YY	14PA40G+43**YY	L, M			
		Disc Wheel	270	Ball	13UN40GLA3**YY	14UN40GLA3**YY				
				Plain	13HR40GB82**YY	14HR40GB82**YY				
		Hard Rubber	350	Ball	13HR40GB42**YY	14HR40GB42**YY				
				Plain	13RK40GI82**YY	14RK40GI82**YY				
		Grayrok™	375	Plain	13PO40G+82**YY	14PO40G+82**YY	B, Z			
				Sleeve	13PO40G+90**YY	14PO40G+90**YY	J, Z			
		Polyolefin	350	Ball	13PO40GZ42**YY	14PO40GZ42**YY				
				Plain	13HP40G+82**YY	14HP40G+82**YY	B, E			
		H.D. Polyolefin	350	Precision	13NY40GE47**YY	14NY40GE47**YY				
				Sleeve	13NY40GE90**YY	14NY40GE90**YY				
Nylon	350	Top Hat	13PH40GB99**YY	14PH40GB99**YY						
H.T. Phenolic	250	S.S. Top Hat	13HT40GQ97**YY	14HT40GQ97**YY						
BrimStone™	350	S.S. Top Hat	13GN40G+97**YY	14GN40G+97**YY	B, Q					
SteROLLizer™ AL	300	Sleeve	13BF40GC90**YZ	14BF40GC90**YZ						
SteROLLizer™ SS	300	Sleeve	13SL40GC90**YY	14SL40GC90**YY						
Semi-Steel	350	Plain	13SS40GS82**YY	14SS40GS82**YY						
		Sleeve	13SS40GS90**YY	14SS40GS90**YY						
Conductive PU	250	Precision	13CU40GH44**YY	14CU40GH44**YY						



Wheel Dia.	Tread Width	Wheel Type	Load Capacity	Bearing Type	Swivel Caster Part #	Rigid Caster Part #	O.A.H.	Swivel Radius	+ Color
4"	1-1/2"	Polygon™	350	Roller	13PU40H+03**YZ	14PU40H+03**YZ	5-3/16"	3-1/2"	G,V
		Polygon AL™	350	Roller	13PA40H+03**YZ	14PA40H+03**YZ			
		Polyolefin	350	Roller	13PO40HB03**YZ	14PO40HB03**YZ			
		Phenolic	350	Sleeve	13PH40HB90**YY	14PH40HB90**YY			
				Roller	13PH40HB03**YZ	14PH40HB03**YZ			
		H.T. Phenolic	350	Sleeve	13HT40HQ90**YY	14HT40HQ90**YY			
				Roller	13HT40HQ03**YZ	14HT40HQ03**YZ			
		BrimStone™	350	Sleeve	13GN40H+90**YY	14GN40H+90**YY			
		BrimStone™	350	Roller	13GN40H+03**YY	13GN40H+03**YY			B,Q
		SteROLLizer™ AL	350	SS Precision	13BH40HC61**YY	14BH40HC61**YY			
SteROLLizer™ SS	350	SS Precision	13SL40HC61**YY	14SL40HC61**YY					
Epoxy	350	Dual Precision	13OV40H+P4**YZ	14OV40H+P4**YZ					
		Sleeve	13OV40H+90**YY	14OV40H+90**YY	G,Q				
4"	1-1/4"	Yoke and axle/nut			13ZZ4XGZ8211YAN		5"	3-1/2"	
		Super-Soft™	120	Annular	13SF4XGI4311YY				
		Soft Rubber	350	Plain	13SR4XGB8211YY				
				Ball	13SR4XGB4211YY				
		Blue- Ergo™	350	Roller	13BL4XGL4R11YY				
		Rubber/Alu	250	Annular	13RA4XGI4311YY				
		Nomadic™	300	Delrin	13NM4XG+5A11YY				I,L
				Annular	13NM4XG+4311YY				I,L
		Conductive	250	Precision	13CN4XGH4411YY				
		Thermo-Pro™	250	Precision	13TP4XG+4411YY				T,Y
				Sleeve	13TP4XG+4711YY				T,Y
		Element™	320	Annular	13EL4XGI4311YY				
				Ball	13PP4XG+4211YY				K,P,W
		Poly-Pro™	350	Precision	13PP4XG+4411YY				A,D,I,S
					13PP4XG+4711YY				T,Y
				Sleeve	13PP40G+55**YY				K,P,W
					13PP4XG+9011YY				T,Y
		Polymadic™	350	Delrin	13PM4XGM5A11YY				
				Annular	13PM4XGM4311YY				
		Elite™	350	Ball	13ET4XGL4211YY				
		Ergo-PU	350	Dual Precision	13EU4XGOD011YY				
		DuraLastomer™	350	Sleeve	13SU4XGL9011YY				
		Polygon AL™	350	Annular	13PA4XGL4311YY				L, M
		Disc Wheel	270	Ball	13UN4XGLA311YY				
		Hard Rubber	350	Plain	13HR4XGB8211YY				
				Ball	13HR4XGB4211YY				
		Grayrok™	350	Plain	13RK40GI8211YY				
		Polyolefin	350	Plain	13PO4XG+8211YY				B,Z
				Sleeve	13PO4XG+9011YY				J,Z
				Ball	13PO4XGZ4211YY				
		H.D. Polyolefin	350	Plain	13HP4XG+8211YY				B,E
		Nylon	350	Precision	13NY4XGE4711YY				
				Sleeve	13NY4XGE9011YY				
		Phenolic	350	Top Hat	13PH4XGB9911YY				
H.T. Phenolic	250	S.S. Top Hat	13HT4XGQ9711YY						
BrimStone™	350	S.S. Top Hat	13GN4XG+9711YY		B,Q				
SteROLLizer™ AL	300	Sleeve	13BF4XGC9011YZ						
SteROLLizer™ SS	300	Sleeve	13SL4XGC9011YY						
Semi-Steel	350	Plain	13SS4XGS8211YY						
		Sleeve	13SS4XGS9011YY						
Conductive PU	250	Precision	13CU4XGH4411YY						
4"	1-1/2"	Polygon™	350	Roller	13PU4XH+0311YZ		5"	3-1/2"	G,V
		Polygon AL™	350	Roller	13PA4XH+0311YZ				N,R
		Polyolefin	350	Roller	13PO4XHB0311YZ				
		Phenolic	350	Sleeve	13PH4XHB9011YY				
				Roller	13PH4XHB0311YZ				
		H.T. Phenolic	350	Sleeve	13HT4XHQ9011YY				
				Roller	13HT4XHQ0311YZ				
		BrimStone™	350	Sleeve	13GN4XH+9011YY				
				Roller	13GN4XH+0311YZ				B,Q
		SteROLLizer™ AL	350	SS Precision	13BH4XHC6111YY				
SteROLLizer™ SS	350	SS Precision	13SL4XHC6111YY						
Epoxy	350	Dual Precision	13OV4XH+P411YY		G,Q				
		Sleeve	13OV4XH+9011YY		G,Q				



Wheel Dia.	Tread Width	Wheel Type	Load Capacity	Bearing Type	Swivel Caster Part #	Rigid Caster Part #	O.A.H.	Swivel Radius	+ Color	
5"	1-1/4"	Yoke and axle/nut				13ZZ50GZ82**YAN	14ZZ50GZ82**YAN	6-1/8"	4"	
		Super-Soft™	125	Annular	13SF50GI43**YY	14SF50GI43**YY				
		Soft Rubber	350	Plain	13SR50GB82**YY	14SR50GB82**YY				
				Ball	13SR50GB42**YY	14SR50GB42**YY				
		Blue- Ergo™	350	Roller	13BL50GL4R**YY	14BL50GL4R**YY				
		Rubber/Alu	325	Annular	13RA50GI43**YY	14RA50GI43**YY				
		Nomadic™	325	Delrin	13NM50G+5A**YY	14NM50G+5A**YY	I, L			
				Annular	13NM50G+43**YY	14NM50G+43**YY	I, L			
		Conductive	275	Precision	13CN50GH44**YY	14CN50GH44**YY				
		Thermo-Pro™	300	Precision	13TP50GI44**YY	14TP50GI44**YY				
				Sleeve	13TP50G+47**YY	14TP50G+47**YY	T, Y			
		Element™	350	Annular	13EL50GI43**YY	14EL50GI43**YY				
		Poly-Pro™	350	Ball	13PP50G+42**YY	14PP50G+42**YY	C, K, P, W			
				Precision	13PP50G+44**YY	14PP50G+44**YY	I, A, D, S			
					13PP50G+47**YY	14PP50G+47**YY	T, Y			
				Delrin	13PP50G+55**YY	14PP50G+55**YY	C, K, P, W			
		Polymadic™	350	Sleeve	13PP50G+90**YY	14PP50G+90**YY	T, Y			
				Delrin	13PM50GM5A**YY	14PM50GM5A**YY				
		Ergo-PU	350	Annular	13PM50GM43**YY	14PM50GM43**YY				
		DuraLastomer™	350	Dual Precision	13EU50GOD0**YY	14EU50GOD0**YY				
		Polyon AL™	350	Sleeve	13SU50GL90**YY	14SU50GL90**YY				
		Polygon AL™	350	Annular	13PA50G+43**YY	14PA50G+43**YY	L, M			
		Disc Wheel	300	Ball	13UN50GLA3**YY	14UN50GLA3**YY				
		Hard Rubber	350	Plain	13HR50GB82**YY	14HR50GB82**YY				
				Ball	13HR50GB42**YY	14HR50GB42**YY				
		Grayrok™	350	Plain	13RK50GI82**YY	14RK50GI82**YY				
		Polyolefin	350	Plain	13PO50G+82**YY	14PO50G+82**YY	B, Z			
				Sleeve	13PO50G+90**YY	14PO50G+90**YY	J, Z			
				Ball	13PO50GZ42**YY	14PO50GZ42**YY				
H.D. Polyolefin	350	Plain	13HP50G+82**YY	14HP50G+82**YY	B, E					
Nylon	350	Precision	13NY50GE47**YY	14NY50GE47**YY						
		Sleeve	13NY50GE90**YY	14NY50GE90**YY						
Phenolic	350	Top Hat	13PH50GB99**YY	14PH50GB99**YY						
H.T. Phenolic	300	S.S. Top Hat	13HT50GQ97**YY	14HT50GQ97**YY						
BrimStone™	350	S.S. Top Hat	13GN50G+97**YY	14GN50G+97**YY	B, Q					
Semi-Steel	350	Plain	13SS50GS82**YY	14SS50GS82**YY						
		Sleeve	13SS50GS90**YY	14SS50GS90**YY						
Conductive PU	250	Precision	13CU50GH44**YY	14CU50GH44**YY						
5"	1-3/8"	Neo-Energizer™	350	Ball	13EN50VB42**YY	14EN50VB42**YY				
			350	Precision	13EN50VBP2**YY	14EN50VBP2**YY				
5"	1-1/2"	Polygon™	350	Roller	13PU50H+03**YZ	14PU50H+03**YZ	6-1/8"	4"	G, V	
		Polygon AL™	350	Roller	13PA50H+03**YZ	14PA50H+03**YZ			N, R	
		Polyolefin	350	Roller	13PO50HB03**YZ	14PO50HB03**YZ				
				Sleeve	13PH50HB90**YY	14PH50HB90**YY				
		Phenolic	350	Roller	13PH50HB03**YZ	14PH50HB03**YZ				
				Sleeve	13HT50HQ90**YY	14HT50HQ90**YY				
		H.T. Phenolic	350	Roller	13HT50HQ03**YZ	14HT50HQ03**YZ				
Sleeve	13GN50H+90**YY			14GN50H+90**YY						
BrimStone™	350	Sleeve	13GN50H+90**YY	14GN50H+90**YY						
		Roller	13GN50H+03**YZ	14GN50H+03**YZ	B, Q					
6"	1-1/4"	Yoke and axle/nut				13ZZ60GZ82**YAN	14ZZ60GZ82**YAN	7-3/8"	4-9/16"	
		Poly-Pro™	350	Precision	13PP60G+44**YY	14PP60G+44**YY				
				Delrin	13PP60G+47**YY	14PP60G+47**YY				
					Sleeve	13PP60GI55**YY	14PP60GI55**YY			
		Thermo-Pro™	300	Precision	13PP60GT90**YY	14PP60GT90**YY				
					13TP60GI44**YY	14TP60GI44**YY				
Sleeve	13TP60GT47**YY			14TP60GT47**YY						
Thermo-Pro™	300	Sleeve	13TP60GT90**YY	14TP60GT90**YY						
			13TP60GT90**YY	14TP60GT90**YY						
6-1/4"	1-1/4"	Cushion-Ride™	200	Ball	13CR61G+42**YY	14CR61G+42**YY	7-1/2"	4-11/16"	A, I	

21 Light Medium Duty - Stem Mount Series - 350LB

- Featuring the most commonly used mounting stems with 1-1/4" wide light medium duty wheels
- Bright Zinc Plated as standard, Black Electrocoat and Nickel are available as options
- Dust cover on the upper raceway as standard
- Double ball raceway swivel
- 3/8" Axle and nut
- NSF Listed

21NM50GI42-0H0000

21EU50D095-0K0000

21RK50GI8206-0T0000

21UX50GO6275YY

21PO50GB8268-0C0000



Plate Code	Overall Size	Bolt Hole Pattern	Mounting Bolt Size			
06	2-3/8" x 3-5/8"	1-3/4" x 2-7/8" slotted to 3"	5/16"			
Swivel Caster Plate features additional mounting holes for use on aluminum structural framing, modular carts & workstations. Two 5/16" holes centered at 3.22(between other holes, long way)						
Stem Code	Size	Stem Type	Round Expandable Adapter Stem			
60	3/8" - 16 x 3/4"	Threaded	Stem Code	Expandable Range	Fit Tubing I.D.	
61	3/8" - 16 x 1"		71	0.720" - 0.851"	3/4"	
62	3/8" - 16 x 1-1/2"		72	0.852" - 0.927"	7/8"	
6S	1/2" - 13 x 3/8"		7B	0.900" - 0.980"	15/16"	
66	1/2" - 13 x 3/4"		73	0.928" - 1.029"	1"	
67	1/2" - 13 x 1"		7A	1.020" - 1.100"	1-1/16"	
68	1/2" - 13 x 1-1/2"		74	1.110" - 1.180"	1-1/8"	
69	1/2" - 13 x 2"		78	1.178" - 1.303"	1-3/16"	
70	1/2" - 13 x 2-3/4"		75	1.360" - 1.425"	1-3/8"	
88	3/4" - 10 x 1"		76	1.426" - 1.589"	1-1/2"	
87	3/4" - 10 x 1-3/4"		77	1.790" - 1.850"	1-7/8"	
81	5/8" - 11 x 1-3/4"		Square Expandable Adapter Stem			
91	7/16" x 1-3/8"		Grip Ring	R1	0.720" - 0.851"	3/4"
97	7/16" x 2"			R2	0.852" - 0.927"	7/8"
95	0.846" x 2-3/16"	R3		0.928" - 1.029"	1"	
41	7/8" x 2-1/4"	SQ. stem w/ Grip Ring*	R4	1.030" - 1.140"	1-1/8"	
51	3/4" x 2"	SQ. 3 x 1/4" CRX DRL *	R5	1.360" - 1.425"	1-3/8"	
42	7/8" x 2"	SQ. 3 x 5/16" CRX DRL *	R6	1.426" - 1.589"	1-1/2"	
86	7/16" ID, for Pipe w/ 1" O.D.	Pipe Thread (NPT34)	R7	1.790" - 1.850"	1-7/8"	
			U2	0.852" - 0.927"	7/8"	
			U5	1.360" - 1.425"	1-3/8"	

All square stems come with chamfered corners.



21 SERIES • CAPACITY 350

Wheel Dia.	Tread Width	Wheel Type	Load Capacity	Bearing Type	Swivel Caster Part #	O.A.H.	Swivel Radius	+ Color	
2-1/2"	1-1/4"	Yoke and axle/nut				21ZZ25GZ82**YAN	3-7/16"	2-13/16"	
		Soft Rubber	175	Plain	21SR25GB82**YY				
		Neo-Energizer™	250	Precision	21EN25GBP2**YY				
				Ball	21EN25GB42**YY				
		Thermo-Pro™	250	Precision	21TP25G+44**YY				
				Ball	21TP25G+42**YY	B,I			
		Polyolefin	250	Plain	21PO25GB82**YY				
		Poly-Pro™	250	Ball	21PP25G+42**YY	M,W			
Hard Rubber	250	Plain	21HR25GB82**YY						
Maxrok™	350	Plain	21MA25GB82**YY						
2-1/2"	1-3/8"	Elastomer	350	Precision	21SX25GIP2**YY				
3"	1-1/4"	Yoke and axle/nut				21ZZ30GZ82**YAN	4"	2-15/16"	
		Super-Soft™	105	Annular	21SF30GI43**YY				
		Blue-Ergo™	300	Roller	21BL50GL4R**YY				
		Soft Rubber	300	Plain	21SR30GB82**YY				
				Ball	21SR30GB42**YY				
		Nomadic™	300	Delrin	21NM30G+5A**YY	I,L			
				Annular	21NM30G+43**YY	I,L			
		Conductive TPR	200	Precision	21CN30GH44**YY				
		Conductive SR	250	Ball	21CT30GB42**YY				
		Thermo-Pro™	210	Precision	21TP30GI44**YY				
				Sleeve	21TP30G+47**YY	T,Y			
		Element™	300	Annular	21EL30GI43**YY				
				Ball	21PP30G+42**YY	K,W			
		Poly-Pro™	300	Precision	21PP30G+44**YY	A,D,I,S			
				Precision	21PP30G+47**YY	T,Y			
				Delrin	21PP30G+55**YY	K,P,W			
		Polymadic™	300	Sleeve	21PP30G+90**YY	T,Y			
				Delrin	21PM30GM5A**YY				
		Elite™	350	Annular	21PM30GM43**YY				
				Ball	21ET30GL42**YY				
		Ergo-PU	350	Dual Precision	21EU30GOD0**YY				
		DuraLastomer™	300	Sleeve	21SU30GL90**YY				
		Polygon AL™	350	Annular	21PA30GL43**YY				
		Hard Rubber	300	Ball	21HR30GB42**YY				
				Plain	21HR30GB82**YY				
		GrayRok™	300	Plain	21RK30GI82**YY				
		Polyolefin	250	Plain	21PO30G+82**YY	B,Z			
				300	Sleeve	21PO30G+90**YY			J,Z
					Ball	21PO30GZ42**YY			
		H.D. Polyolefin	300	Plain	21HP30G+82**YY	B,E			
		Nylon	300	Sleeve	21NY30GE90**YY				
				Precision	21NY30GE47**YY				
		Phenolic	300	Top Hat	21PH30GB99**YY				
		H.T. Phenolic	200	S.S. Top Hat	21HT30GQ97**YY				
BrimStone™	350	S.S. Top Hat	21GN30GQ97**YY						
Semi-Steel	350	Plain	21SS30GS82**YY						
		Sleeve	21SS30GS90**YY						
Sintered Iron	350	Plain	21SI30GS82**YY						
V-Groove	350	Plain	21VG30GT82**YY						
Maxrok™	350	Plain	21MA30GB82**YY						
Conductive PU	225	Precision	21CU30GH44**YY						
3"	1-3/8"	Neo-Energizer™	300	Ball	21EN30VB42**YY				
			300	Precision	21EN30VBP2**YY				
	Elastomer	350	Precision	21SX30VIP2**YY					
3"	1-1/2"	Phenolic	350	Sleeve	21PH30HB90**YY				
			350	Roller	21PH30HB03**YZ				
	Brimstone™	350	S.S. Top Hat	21GN30G+97**YY	B,Q				



Wheel Dia.	Tread Width	Wheel Type	Load Capacity	Bearing Type	Swivel Caster Part #	O.A.H.	Swivel Radius	+ Color	
3-1/2"	1-1/4"	Yoke and axle/nut				21ZZ35GZ82**YAN	4-1/2"	3-3/16"	
		Super-Soft™	110	Annular	21SF35GI43**YY				
		Soft Rubber	300	Plain	21SR35GB82**YY				
		Rubber/Alu	300	Annular	21RA35GI43**YY				
		Nomadic™	300	Delrin	21NM35G+5A**YY	I,L			
				Annular	21NM35GI43**YY				
		Thermo-Pro™	230	Precision	21TP35GI44**YY				
				Sleeve	21TP35G+47**YY	T,Y			
		Element™	300	Annular	21TP35G+90**YY				
				Ball	21EL35GI43**YY				
		Poly-Pro™	300	Precision	21PP35G+42**YY	K,W,P			
					21PP35G+44**YY	A,D,I,S			
				21PP35G+47**YY	T,Y				
				Delrin	21PP35G+55**YY	K,P,W			
		Polymadic™	325	Sleeve	21PP35G+90**YY	T,Y			
				Delrin	21PM35GM5A**YY				
		Polygon AL™	350	Annular	21PM35GM43**YY				
		Disc Wheel	250	Annular	21PA35G+43**YY	L,M			
		Hard Rubber	300	Ball	21UN35GLA3**YY				
Polyolefin	350	Plain	21HR35GB82**YY						
		Sleeve	21PO35GZ82**YY						
Phenolic	350	Plain	21PO35GJ90**YY						
Semi-Steel	350	Top Hat	21PH35GB99**YY						
BrimStone™	350	Plain	21SS35GS82**YY						
	350	S.S. Top Hat	21GN35GQ97**YY						
4"	1-1/4"	yoke and axle/nut				21ZZ40GZ82**YAN	5"	3-1/2"	
		Super-Soft™	120	Annular	21SF40GI43**YY				
		Soft Rubber	350	Plain	21SR40GB82**YY				
			350	Ball	21SR40GB42**YY				
		Blue-Ergo™	350	Roller	21BL40GL4R**YY				
		Rubber/Alu	250	Annular	21RA40GI43**YY				
		Nomadic™	300	Delrin	21NM40GI5A**YY				
				Annular	21NM40GI43**YY				
		Conductive	250	Precision	21CN40GH44**YY				
		Thermo-Pro™	250	Precision	21TP40G+44**YY	A,I			
				Sleeve	21TP40G+47**YY	T,Y			
		Element™	320	Annular	21TP40G+90**YY	T,Y			
				Ball	21EL40GI43**YY				
		Poly-Pro™	350	Precision	21PP40G+42**YY	K,P,W			
					21PP40G+44**YY	A,D,I,S			
				21PP40G+47**YY	T,Y				
				Sleeve	21PP40G+55**YY	K,P,W			
		Polymadic™	350	Sleeve	21PP40G+90**YY	T,Y			
				Delrin	21PM40GM5A**YY				
		Elite™	350	Annular	21PM40GM43**YY				
		Ergo-PU	350	Ball	21ET40GL42**YY				
		DuraLastomer™	350	Dual Precision	21EU40GOD0**YY				
		Polygon AL™	350	Sleeve	21SU40GL90**YY	L,M			
		Disc Wheel	270	Annular	21PA40G+43**YY				
		Hard Rubber	350	Ball	21UN40GLA3**YY				
				Plain	21HR40GB82**YY				
		GrayRok™	350	Ball	21HR40GB42**YY				
				Plain	21RK40GI82**YY				
		Polyolefin	350	Plain	21PO40G+82**YY	B,Z			
				Sleeve	21PO40G+90**YY	J,Z			
				Ball	21PO40GZ42**YY				
		H.D. Polyolefin	350	Plain	21HP40G+82**YY	B,E			
		Nylon	350	Precision	21NY40GE47**YY				
				Sleeve	21NY40GE90**YY				
Phenolic	350	Top Hat	21PH40GB99**YY						
H.T. Phenolic	250	S.S. Top Hat	21HT40GQ97**YY						
BrimStone™	350	S.S. Top Hat	21GN40G+97**YY	B,Q					
SteROLLizer™ AL	300	Sleeve	21BF40GC90**YZ						
SteROLLizer™ SS	300	Sleeve	21SL40GC90**YY						
Semi-Steel	350	Plain	21SS40GS82**YY						
		Sleeve	21SS40GS90**YY						
Conductive PU	250	Precision	21CU40GH44**YY						

Add 1/8" for plate caster overall height.




Wheel Dia.	Tread Width	Wheel Type	Load Capacity	Bearing Type	Swivel Caster Part #	O.A.H.	Swivel Radius	+ Color
4"	1-1/2"	Polyon™	350	Roller	21PU40H+03**YZ	5"	3-1/2"	G,V
		Polyon AL™	350	Roller	21PA40H+03**YZ			
		Polyolefin	350	Roller	21PO40HB03**YZ			
		Phenolic	350	Sleeve	21PH40HB90**YY			
				Roller	21PH40HB03**YZ			
		H.T. Phenolic	350	Sleeve	21HT40HQ90**YY			
				Roller	21HT40HQ03**YZ			
		BrimStone™	350	Sleeve	21GN40H+90**YY			
		BrimStone™	350	Roller	21GN40H+03**YZ			
		SteROLLizer™ AL	350	SS Precision	21BH40HC61**YY			
SteROLLizer™ SS	350	SS Precision	21SL40HC61**YY					
Epoxy	350	Dual Precision	21OV40H+P4**YZ					
		Sleeve	21OV40H+90**YZ	G,Q				
5"	1-1/4"	Yoke and axle/nut			21ZZ50GZ82**YAN	6"	4"	
		Super-Soft™	125	Annular	21SF50GI43**YY			
		Soft Rubber	350	Plain	21SR50GB82**YY			
				Ball	21SR50GB42**YY			
		Blue-Ergo™	350	Roller	21BL50GL4R**YY			
		Rubber/Alu	325	Annular	21RA50GI43**YY			
		Nomadic™	325	Delrin	21NM50G+5A**YY			I,L
				Annular	21NM50G+43**YY			I,L
		Conductive	275	Precision	21CN50GH44**YY			
		Thermo-Pro™	300	Precision	21TP50GI44**YY			
				Sleeve	21TP50G+47**YY			T,Y
		Element™	350	Annular	21EL50GI43**YY			
		Poly-Pro™	350	Ball	21PP50G+42**YY			C,K,P,W
				Precision	21PP50G+44**YY			A,D,I,S
					21PP50G+47**YY			T,Y
				Delrin	21PP50G+55**YY			C,K,P,W
		Sleeve	350	21PP50G+90**YY	T,Y			
				Delrin	21PM50GM5A**YY			
		Polymadic™	350	Annular	21PM50GM43**YY			
				Dual Precision	21EU50GOD0**YY			
		Ergo-PU	350	Sleeve	21SU50GL90**YY			
		Polyon AL™	350	Annular	21PA50GL43**YY			
		Disc Wheel	300	Ball	21UN50GLA3**YY			
		Hard Rubber	350	Plain	21HR50GB82**YY			
				Ball	21HR50GB42**YY			
		GrayRok™	350	Plain	21RK50GI82**YY			
		Polyolefin	350	Plain	21PO50G+82**YY			B,Z
				Sleeve	21PO50G+90**YY			J,Z
				Ball	21PO50GZ42**YY			
		H.D. Polyolefin	350	Plain	21HP50G+82**YY			B,E
		Nylon	350	Precision	21NY50GE47**YY			
				Sleeve	21NY50GE90**YY			
		Phenolic	350	Top Hat	21PH50GB99**YY			
		H.T. Phenolic	300	S.S. Top Hat	21HT50GQ97**YY			
		BrimStone™	350	S.S. Top Hat	21GN50G+97**YY			B,Q
		Semi-Steel	350	Plain	21SS50GS82**YY			
				Sleeve	21SS50GS90**YY			
		Conductive PU	250	Precision	21CU50GH44**YY			

Add 1/8" for plate caster overall height.

Wheel Dia.	Tread Width	Wheel Type	Load Capacity	Bearing Type	Swivel Caster Part #	O.A.H.	Swivel Radius	+ Color			
5"	1-3/8"	Neo-Energizer™	350	Ball	21EN50VB42**YY	6"	4"				
			350	Precision	21EN50VBP2**YY						
5"	1-1/2"	Polyon™	350	Roller	21PU50H+03**YZ				6"	4"	G,V
		Polyon AL™	350	Roller	21PA50H+03**YZ						N,R
		Polyolefin	350	Roller	21PO50HB03**YZ						
		Phenolic	350	Sleeve	21PH50HB90**YY						
				Roller	21PH50HB03**YZ						
		H.T. Phenolic	350	Sleeve	21HT50HQ90**YY						
				Roller	21HT50HQ03**YZ						
		BrimStone™	350	Sleeve	21GN50H+90**YY						B,Q
Roller	21GN50H+03**YZ										

Add 1/8" for plate caster overall height.

WHEELS



Notes



07 Light Medium Duty - Modular Stem Series - 350LB

- Bright Zinc plated as standard, Black Electrocoat and Nickel are available as options
- Featuring broad selections of different mounting stems with 1-1/4" wide wheels
- Double ball raceway swivel
- 3/8" Axle and nut
- NSF Listed

07UN50GLA3ZZ-0H0000



07PP50GI44ZZ-0K0000



07EU50GO55ZZ-0C0000



07PO30GB82ZZ-0T000X



Stem Code	Size	Stem Type	Modular Part #	
ZZ	1/2" diameter	Hollow Kingpin		
E1	Additional Adjustable Height 1.750" - 2.375"		07STAE1	
E2	Additional Adjustable Height 1.875" - 2.500"		07STAE2	
E3	Additional Adjustable Height 3.500" - 4.125"		07STAE3	
E4	Additional Adjustable Height 3.500" - 5.000"		07STAE4	
F1	Additional Adjustable Height 1.750" - 2.375"		07STAF1	
F2	Additional Adjustable Height 1.875" - 2.500"		07STAF2	
F3	Additional Adjustable Height 3.500" - 4.125"		07STAF3	
F4	Additional Adjustable Height 3.500" - 5.000"		07STAF4	
B1	Additional Adjustable Height 1.875" - 3.000"	To fit 1-1/2" I.D. Round Tubing	07STGB1	
92	5/8" x 2-3/16"	Grip Ring Stem	07STG92	
93	13/16" x 2-3/16"		07STG93	
48	0.865" x 2-1/2" dual rings		07STG48	
85	1" x 2-3/16" dual rings		07STG85	
82	1-1/8" x 2-3/16" dual rings		07STG82	
22	1-1/4" x 2-3/16" dual rings		07STG22	
23	1-3/8" x 2-3/16" dual rings		07STG23	
O1	1-1/4" x 4", 7/16" dia. crx drill, 2.5" from bottom	Round	07STRO1	
43	9/16" x 2-15/16", 2 x 5/16" dia. crx drill	Square Stem	07STS43	
51	3/4" x 2", 3 x 1/4" dia. crx drill		07STS51	
55	7/8" x 2", 3 x 5/16" dia. crx drill		07STS55	
56	7/8" x 2", 3 x 5/16" dia. crx drill		07STS56	
41	7/8" x 2-1/4", 5/16" dia. crx drill		07STO41	
Q6	1" x 2-1/2", 5/16" crx drill		07STSQ6	
Q1	1-1/4" x 4" 7/16" dia. crx drill		07STSQ1	
33	7/16" - 14 x 1-1/2"	Threaded	07STT33	
79	7/16" - 14 x 2-1/4"		07STT79	
C8	1/2" - 13 x 3-1/8"		07STTC8	
C1	1/2" - 13 x 4"		07STTC1	
80	5/8" - 11 x 1"		07STT80	
81	5/8" - 11 x 1-3/4"		07STT81	
C2	5/8" - 11 x 4"		07STTC2	
87	3/4" - 10 x 1-3/4"		07STT87	
84	3/4" - 10 x 4"		07STT84	
C3	3/4" - 10 x 6"		07STTC3	
S5	3/4" - 10 x 10"		07STTS5	
M1	M10 - 1.5 x 1-1/2"		Metric Threaded	07STTM10
M3	M12 - 1.75 x 1-3/4"			07STTM12-134
M6	M16 - 2 x 1-1/2"			07STTM16-112
M7	M20 - 2.5 x 1-3/4"	07STTM20-134		

07 SERIES • CAPACITY 350

Stems

07STT80	07STT33	07STTM16-112	07STTM10	07STTM20-134	07STT81	07STTS5	
07STT87	07STT79	07STTC8	07STT84	07STTC1	07STTC2		
07STTC3	07STS56	07STS51	07STS55	07STSQ41	07STS91		
07STSQ43	07STR01	07STSQ1	07STG93	07STG92	07STG82		
07STG85	07STG23	07STG48	07STAF1	07STAF2	07STAF3		
07STAF4	07STAE1	07STAE2	07STAE3	07STAE4	07STGB1		



Wheel Dia.	Tread Width	Wheel Type	Load Capacity	Bearing Type	Swivel Caster Part #	O.A.H.	Swivel Radius	+ Color	
2-1/2"	1-1/4"	Yoke and axle/nut				07ZZ25GZ82ZZYAN	3-7/16"	2-13/16"	
		Soft Rubber	175	Plain	07SR25GB82**YY				
		Thermo-Pro™	250	Precision	07TP25G+44**YY	B,I			
				Ball	07TP25G+42**YY	B,I			
		Polyolefin	250	Plain	07PO25GB82**YY				
		Poly-Pro™	250	Ball	07PP25G+42**YY	M,W			
		Hard Rubber	250	Plain	07HR25GB82**YY				
Maxrok™	350	Plain	07MA25GB82**YY						
3"	1-1/4"	Yoke and axle/nut				07ZZ30GZ82ZZYAN	4"	2-15/16"	
		Super-Soft™	105	Annular	07SF30GI43**YY				
		Soft Rubber	300	Plain	07SR30GB82**YY				
				Ball	07SR30GB42**YY				
		Blue Ergo™	300	Roller	07BL30GL4R**YY				
		Nomadic™	300	Delrin	07NM30G+5A**YY	I, L			
				Annular	07NM30G+43**YY	I, L			
		Conductive TPR	200	Precision	07CN30GH44**YY				
		Conductive SR	250	Ball	07CT30GB42**YY				
		Thermo-Pro™	210	Precision	07TP30GI44**YY				
					07TP30G+47**YY	T,Y			
				Sleeve	07TP30G+90**YY				
		Element™	300	Annular	07EL30GI43**YY				
		Poly-Pro™	300	Ball	07PP30G+42**YY	K,W			
				Precision	07PP30G+44**YY	A,D, I, K,S			
					07PP30G+47**YY	T,Y			
				Delrin	07PP30G+55**YY	K,P,W			
				Sleeve	07PP30G+90**YY	T,Y			
		Polymadic™	300	Delrin	07PM30GM5A**YY				
				Annular	07PM30GM43**YY				
		Elite™	350	Ball	07ET30GL42**YY				
		Ergo-PU	350	Dual Precision	07EU30GOD0**YY				
		DuraLastomer™	300	Sleeve	07SU30GL90**YY				
		Polyon AL™	350	Annular	07PA30GL43**YY				
		Hard Rubber	300	Ball	07HR30GB42**YY				
				Plain	07HR30GB82**YY				
		GrayRok™	300	Plain	07RK30GI82**YY				
		Polyolefin	250	Plain	07PO30G+82**YY	B,Z			
				Sleeve	07PO30G+90**YY	J,Z			
					Ball	07PO30GZ42**YY			
		H.D. Polyolefin	300	Plain	07HP30G+82**YY	B,E			
		Nylon	300	Sleeve	07NY30GE90**YY				
				Precision	07NY30GE47**YY				
Phenolic	300	Top Hat	07PH30GB99**YY						
H.T. Phenolic	200	S.S. Top Hat	07HT30GQ97**YY						
BrimStone™	350	S.S. Top Hat	07GN30G+97**YY	B,Q					
Semi-Steel	350	Plain	07SS30GS82**YY						
		Sleeve	07SS30GS90**YY						
Sintered Iron	350	Plain	07SI30GS82**YY						
V-Groove	350	Plain	07VG30GT82**YY						
Maxrok™	350	Plain	07MA30GB82**YY						
Conductive PU	225	Precision	07CU30GH44**YY						
3"	1-3/8"	Neo-Energizer™	300	Ball	07EN50VB42**YY				
				Precision	07EN50VBP2**YY				
Elastomer	350	Precision	07SX50VBP2**YY						
3"	1-1/2"	Phenolic	350	Sleeve	07PH30HB90**YY				
				Roller	07PH30HB03**YZ				
Brimstone™	350	S.S. Top Hats	07GN25G+97**YY	B,Q					



Wheel Dia.	Tread Width	Wheel Type	Load Capacity	Bearing Type	Swivel Caster Part #	O.A.H.	Swivel Radius	+ Color	
3-1/2"	1-1/4"	Yoke and axle/nut				07ZZ35GZ82ZZYAN	4-1/2"	3-3/16"	
		Super-Soft™	110	Annular	07SF35GI43**YY				
		Soft Rubber	300	Plain	07SR35GB82**YY				
		Rubber/Alu	300	Annular	07RA35GI43**YY				
		Nomadic™	300	Delrin	07NM35G+5A**YY	I, L			
				Annular	07NM35GI43**YY				
		Thermo-Pro™	230	Precision	07TP35GI44**YY	T, Y			
					07TP35G+47**YY				
				Sleeve	07TP35G+90**YY				
		Element™	300	Annular	07EL35GI43**YY				
		Poly-Pro™	300	Ball	07PP35G+42**YY	K, P, W A, D, I, S T, Y K, P, W T, Y			
				Precision	07PP35G+44**YY				
					07PP35G+47**YY				
				Delrin	07PP35G+55**YY				
				Sleeve	07PP35G+90**YY				
		Polymadic™	325	Delrin	07PM35GM5A**YY				
				Annular	07PM35GM43**YY				
		Polyon AL™	350	Annular	07PA35G+43**YY	L, M			
		Disc Wheel	250	Ball	07UN35GLA3**YY				
		Hard Rubber	300	Plain	07HR35GB82**YY				
Polyolefin	350	Plain	07PO35GZ82**YY						
		Sleeve	07PO35GJ90**YY						
Phenolic	350	Top Hat	07PH35GB99**YY						
Semi-Steel	350	Plain	07SS35GS82**YY						
BrimStone™	350	S.S. Top Hat	07GN35GQ97**YY						
4"	1-1/4"	Yoke and axle/nut				07ZZ40GZ82ZZYAN	5"	3-1/2"	
		Super-Soft™	120	Annular	07SF40GI43**YY				
		Soft Rubber	350	Plain	07SR40GB82**YY				
			350	Ball	07SR40GB42**YY				
		Blue Ergo™	350	Roller	07BL40GL4R**YY				
		Rubber/Alu	250	Annular	07RA40GI43**YY				
		Nomadic™	300	Delrin	07NM40G+5A**YY	I, L			
				Annular	07NM40G+43**YY	I, L			
		Conductive	250	Precision	07CN40GH44**YY				
		Thermo-Pro™	250	Precision	07TP40G+44**YY	A, I T, Y T, Y			
					07TP40G+47**YY				
				Sleeve	07TP40G+90**YY				
		Element™	320	Annular	07EL40GI43**YY				
		Poly-Pro™	350	Ball	07PP40G+42**YY	K, P, W A, D, I, S T, Y K, P, W T, Y			
				Precision	07PP40G+44**YY				
					07PP40G+47**YY				
				Sleeve	07PP40G+55**YY				
		Polymadic™	350	Delrin	07PM40GM5A**YY				
				Annular	07PM40GM43**YY				
		Elite™	350	Ball	07ET40GL42**YY				
		Ergo-PU	350	Dual Precision	07EU40GOD0**YY				
		DuraLastomer™	350	Sleeve	07SU40GL90**YY				
		Polyon AL™	350	Annular	07PA40G+43**YY	L, M			
		Disc Wheel	270	Ball	07UN40GLA3**YY				
		Hard Rubber	350	Plain	07HR40GB82**YY				
				Ball	07HR40GB42**YY				
		Maxrok™	350	Plain	07MA40GI82**YY				
		Polyolefin	350	Plain	07PO40G+82**YY	B, Z			
				Sleeve	07PO40G+90**YY	J, Z			
				Ball	07PO40GZ42**YY				
		H.D. Polyolefin	350	Plain	07HP40G+82**YY	B, E			
		Nylon	350	Precision	07NY40GE47**YY				
				Sleeve	07NY40GE90**YY				
		Phenolic	350	Top Hat	07PH40GB99**YY				
H.T. Phenolic	250	S.S. Top Hat	07HT40GQ97**YY						
BrimStone™	350	S.S. Top Hat	07GN40G+97**YY	B, Q					
SteROLLizer™ AL	300	Sleeve	07BF40GC90**YY						
SteROLLizer™ SS	300	Sleeve	07SL40GC90**YY						
Semi-Steel	350	Plain	07SS40GS82**YY						
		Sleeve	07SS40GS90**YY						
Conductive PU	250	Precision	07CU40GH44**YY						



07 SERIES • CAPACITY 350

Wheel Dia.	Tread Width	Wheel Type	Load Capacity	Bearing Type	Swivel Caster Part #	O.A.H.	Swivel Radius	+ Color
4"	1-1/2"	Polygon™	350	Roller	07PU40H+03**YZ	5"	3-1/2"	G,V
		Polygon AL™	350	Roller	07PA40H+03**YZ			N,R
		Polyolefin	350	Roller	07PO40HB03**YZ			
		Phenolic	350	Sleeve	07PH40HB90**YY			
				Roller	07PH40HB03**YZ			
		H.T. Phenolic	350	Sleeve	07HT40HQ90**YY			
				Roller	07HT40HQ03**YZ			
		BrimStone™	350	Sleeve	07GN40H+90**YY			
		BrimStone™	350	Roller	07GN40H+03**YZ			B,Q
		SteROLLizer™ AL	350	SS Precision	07BF40HC61**YY			
SteROLLizer™ SS	350	SS Precision	07SL40HC61**YY					
Epoxy	350	Dual Precision	07OV40H+P4**YZ					
		Sleeve	07OV40H+90**YY	G,Q				
5"	1-1/4"	Yoke and axle/nut			07ZZ50GZ82ZZYAN	6"	4"	
		Super-Soft™	125	Annular	07SF50GI43**YY			
		Soft Rubber	350	Plain	07SR50GB82**YY			
				Ball	07SR50GB42**YY			
		Blue- Ergo™	350	Roller	07BL50GL4R**YY			
		Rubber/Alu	325	Annular	07RA50GI43**YY			
		Nomadic™	325	Delrin	07NM50G+5A**YY			
				Annular	07NM50G+43**YY			I, L
		Conductive	275	Precision	07CN50GH44**YY			
		Thermo-Pro™	300	Precision	07TP50GI44**YY			
				Sleeve	07TP50G+47**YY			T,Y
		Element™	350	Annular	07EL50GI43**YY			
		Poly-Pro™	350	Ball	07PP50G+42**YY			C,K,P,W
				Precision	07PP50G+44**YY			A,D,I,S
					07PP50G+47**YY			T,Y
				Delrin	07PP50G+55**YY			C,K,P,W
				Sleeve	07PP50G+90**YY			T,Y
		Polymadic™	350	Delrin	07PM50GM5A**YY			
				Annular	07PM50GM43**YY			
		Ergo-PU	350	Dual Precision	07EU50GOD0**YY			
		DuraLastomer™	350	Sleeve	07SU50GL90**YY			
		Polygon AL™	350	Annular	07PA50GL43**YY			
		Disc Wheel	300	Ball	07UN50GLA3**YY			
		Hard Rubber	350	Plain	07HR50GB82**YY			
				Ball	07HR50GB42**YY			
		Maxrok™	350	Plain	07RK50GI82**YY			
		Polyolefin	350	Plain	07PO50G+82**YY			B,Z
				Sleeve	07PO50G+90**YY			J,Z
				Ball	07PO50GZ42**YY			
		H.D. Polyolefin	350	Plain	07HP50G+82**YY			B,E
		Nylon	350	Precision	07NY50GE47**YY			
				Sleeve	07NY50GE90**YY			
		Phenolic	350	Top Hat	07PH50GB99**YY			
H.T. Phenolic	300	S.S. Top Hat	07HT50GQ97**YY					
BrimStone™	350	S.S. Top Hat	07GN50G+97**YY	B,Q				
Semi-Steel	350	Plain	07SS50GS82**YY					
		Sleeve	07SS50GS90**YY					
Conductive PU	250	Precision	07CU50GH44**YY					
5"	1-3/8"	Neo-Energizer™	350	Ball	07EN50VB42**YY	6"	4"	
			350	Precision	07EN50VBP2**YY			
5"	1-1/2"	Polygon™	350	Roller	07PU50H+03**YZ	6"	4"	G,V
		Polygon AL™	350	Roller	07PA50H+03**YZ			N,R
		Polyolefin	350	Roller	07PO50HB03**YZ			
		Phenolic	350	Sleeve	07PH50HB90**YY			
				Roller	07PH50HB03**YZ			
		H.T. Phenolic	350	Sleeve	07HT50HQ90**YY			
				Roller	07HT50HQ03**YZ			
BrimStone™	350	Sleeve	07GN50H+90**YY	B,Q				
		Roller	07GN50H+03**YZ					

75/76/78/T3 Light Medium Duty - Complete Series - 350LB

- Featuring 1-1/4" wide light medium duty complete series of swivel, rigid and total lock caster
- Bright Zinc Plated as standard, Black Electrocoat and Nickel are available as options
- Double ball raceway swivel
- 3/8" Axle and nut
- NSF Listed

75PP50GP47U1-0T0000

75PP50GD4406YY

75EU50GOD006YY

76PP50UI4406YY

T3PM50GM4306YY

75PP50GA4467-0T0000

78SU50GL9006-0V0000

76RA50GI4306YY


Plate Code	Overall Size	Bolt Hole Pattern	Mounting Bolt Size
06	2-3/8" x 3-5/8"	1-3/4" x 2-7/8" slotted to 3"	5/16"
11	3-1/8" x 4-1/8"	1-3/4" x 2-15/16" to 2-3/8" x 3-3/8"	3/8"
A1	3-1/8" x 4-1/8"	1-3/4" x 2-15/16" to 2-3/8" x 3-3/8"	3/8"
	Swivel Caster Plate features additional mounting holes for use on aluminum structural framing, modular carts & workstations. Two 5/16" holes centered at 3.50" (between other holes, long way).		
16	3-1/2" x 3-1/2"	2-5/8" x 2-5/8" to 2-3/4" x 2-3/4"	5/16"
17	4" x 4-1/2"	2-5/8" x 3-5/8" to 3" x 3"	3/8"
U1	3-1/2" x 3-1/2"	1-3/4" x 2-7/8" slotted to 3", co-exist with 2-3/4" x 2-3/4" to 3" x 3"	5/16"
99	5-1/2" x 5-1/2"	4-3/4" x 4-3/4" to 3-1/2" x 3-1/2"	5/16"

Caster Overall Height & Swivel Radius

Size	Code	Overall Height*		Swivel Radius	
		#75	#75	#75	T3
3"	30	4-1/8"	3"		4-5/8"
3.5"	35	4-5/8"	3-1/4"		4-23/32"
4"	40	5-1/8"	3-13/32"		
5"	50	6-1/4"	4"		
6"	60	7-3/16"	4-15/32"		
6"	61	7-1/4"	4-1/8"		

*Reduce overall height 1/8" for stem casters



75 SERIES • CAPACITY 350

Stem Code	Size	Stem Type	Round Expandable Adapter Stem		
			Stem Code	Expandable Range	Fits Tubing I.D.
E1	Additional Adjustable Height 1.750" - 2.375"	With mounting plate 2-3/8" x 3-5/8", with bolt hole pattern 1-3/4" x 2-7/8" to 3"			
E2	Additional Adjustable Height 1.875" - 2.500"		71	0.720" - 0.851"	3/4"
E3	Additional Adjustable Height 3.500" - 4.125"		72	0.852" - 0.927"	7/8"
E4	Additional Adjustable Height 3.500" - 5.000"		7B	0.900" - 0.980"	15/16"
F1	Additional Adjustable Height 1.750" - 2.375"	With mounting plate 3-1/2" x 3-1/2", with bolt hole pattern 2-3/4" - 2-5/8" to 2-5/8" - 2-3/4"	73	0.928" - 1.029"	1"
F2	Additional Adjustable Height 1.875" - 2.500"		7A	1.020" - 1.100"	1-1/16"
F3	Additional Adjustable Height 3.500" - 4.125"		74	1.110" - 1.180"	1-1/8"
F4	Additional Adjustable Height 3.500" - 5.000"		78	1.178" - 1.303"	1-3/16"
B1	Additional Adjustable Height 1.875" - 3.000"	Adjustable Stem to fit 1-1/2" ID Round Tubing	75	1.360" - 1.425"	1-3/8"
86	1" O.D. Pipe Thread	Pipe Adapter	76	1.426" - 1.589"	1-1/2"
62	3/8" -16 x 1-1/2"	Threaded	77	1.790" - 1.850"	1-7/8"
3B	7/16" - 14 X 5/8"	Threaded	Square Expandable Adapter Stem		
33	7/16" - 14 X 1-1/2"	Threaded	R1	0.720" - 0.851"	3/4"
66	1/2" -13 x 3/4"	Threaded	R2	0.852" - 0.927"	7/8"
67	1/2" - 13 x 1"	Threaded	R3	0.928" - 1.029"	1"
68	1/2" - 13 x 1-1/2"	Threaded	R4	1.030" - 1.140"	1-1/8"
70	1/2" - 13 x 2-3/4"	Threaded	R5	1.360" - 1.425"	1-3/8"
C1	1/2" - 13 x 4"	Threaded	R6	1.426" - 1.589"	1-1/2"
80	5/8" - 11 x 1-1/4"	Threaded	R7	1.790" - 1.850"	1-7/8"
81	5/8" - 11 x 1-3/4"	Threaded	U2	0.852" - 0.927"	7/8"
C2	5/8" - 11 x 4"	Threaded	U5	1.360" - 1.425"	1-3/8"
88	3/4" - 10 x 1"	Threaded	Modular Stem		
87	3/4" - 10 x 1-3/4"	Threaded	ZZ	1/2" diameter	
84	3/4" - 10 x 4"	Threaded	85	1" x 2-3/16" dual rings	Round Grip Ring
S7	3/4" - 10 x 4-1/4"	Threaded	82	1-1/8" x 2-3/16" dual rings	
C3	3/4" - 10 x 6"	Threaded	22	1-1/4" x 2-3/16" dual rings	
91	7/16" - 1-3/8"	Round Grip Ring	23	1-3/8" x 2-3/16" dual rings	
92	5/8" x 2-3/16"	Round Grip Ring	O1	1-1/4" X 4". 7/16" dia. crx drill, 2.5" from bottom	Round
93	13/16" x 2-3/16"	Round Grip Ring	43	9/16" x 2-15/16", 2 x 5/16" dia. crx drill	Square
95	0.846" x 2-3/16"	Round Grip Ring	Q1	1-1/2" x 4" dual rings	
48	0.865" x 2-1/2"	Round Grip Ring	79	7/16" - 14 x 2-1/4"	Threaded
41	7/8" x 2-1/4"	Octagon Grip Ring	C8	1/2" - 13 x 3-1/8"	
51	3/4" x 2" w/ 3 x 1/4" CRX DRL	Square Stem	S5	3/4" - 10 x 10"	
W4	0.825" x 2.5" w/ 1/4" dia. 2-1/8" from bottom	Square Stem	M1	M10 - 1.5 x 1.5"	Metric Threaded
42	7/8" x2" w/ 3 x 5/16" CRX DRL	Square Stem	M3	M12 - 1.75 x 1-3/4"	
55	7/8" x 2" w/ 3 x 5/16" CRX DRL	Square Stem	M6	M16 - 2 x 1.5"	
56	7/8" x2" w/ 3 x 5/16" CRX DRL	Square Stem	M7	M20 - 2.5 x 1-3/4"	
			Q6	1" x 2.5" 5/16" x 4 CRX DRL	Square



75 SERIES • CAPACITY 350

Wheel Dia	Tread Width	Wheel Type	Load Capacity	Bearing Type	Swivel Caster Part #	Total Lock Caster Part #	Rigid Caster Part #		+Color
							2pc welded Part #	1pc enhanced forming Part #	
3"	1-1/4"	yoke and axle/nut			75ZZ30GZ82**YAN	T3ZZ30GZ82**YAN	76ZZ30GZ82**YAN	78ZZ30GZ82**YAN	
		Super-Soft™	105	Annular	75SF30GI43**YY	T3SF30GI43**YY	76SF30GI43**YY	78SF30GI43**YY	
		Soft Rubber	300	Plain	75SR30GB82**YY	T3SR30GB82**YY	76SR30GB82**YY	78SR30GB82**YY	
				Ball	75SR30GB42**YY	T3SR30GB42**YY	76SR30GB42**YY	78SR30GB42**YY	
		Nomadic™	300	Delrin	75NM30G+5A**YY	T3NM30G+5A**YY	76NM30G+5A**YY	78NM30G+5A**YY	I, L
				Annular	75NM30G+43**YY	T3NM30G+43**YY	76NM30G+43**YY	78NM30G+43**YY	I, L
		Conductive TPR	200	Precision	75CN30GH44**YY	T3CN30GH44**YY	76CN30GH44**YY	78CN30GH44**YY	
		Conductive SR	250	Ball	75CT30GB42**YY	T3CT30GB42**YY	76CT30GB42**YY	78CT30GB42**YY	
		Thermo-Pro™	210	Precision	75TP30GI44**YY	T3TP30GI44**YY	76TP30GI44**YY	78TP30GI44**YY	
				Sleeve	75TP30G+47**YY	T3TP30G+47**YY	76TP30G+47**YY	78TP30G+47**YY	T, Y
		Element™	300	Annular	75EL30GI43**YY	T3EL30GI43**YY	76EL30GI43**YY	78EL30GI43**YY	
				Ball	75PP30G+42**YY	T3PP30G+42**YY	76PP30G+42**YY	78PP30G+42**YY	K, W
		Poly-Pro™	300	Precision	75PP30G+44**YY	T3PP30G+44**YY	76PP30G+44**YY	78PP30G+44**YY	A, D, I, K, S
					75PP30G+47**YY	T3PP30G+47**YY	76PP30G+47**YY	78PP30G+47**YY	T, Y
				Delrin	75PP30G+55**YY	T3PP30G+55**YY	76PP30G+55**YY	78PP30G+55**YY	K, W, P
				Sleeve	75PP30G+90**YY	T3PP30G+90**YY	76PP30G+90**YY	78PP30G+90**YY	T, Y
		Polymadic™	300	Delrin	75PM30GM5A**YY	T3PM30GM5A**YY	76PM30GM5A**YY	78PM30GM5A**YY	
				Annular	75PM30GM43**YY	T3PM30GM43**YY	76PM30GM43**YY	78PM30GM43**YY	
		Elite™	350	Ball	75ET30GL42**YY	T3ET30GL42**YY	76ET30GL42**YY	78ET30GL42**YY	
		Ergo-PU	350	Dual Precision	75EU30GOD0**YY	T3EU30GOD0**YY	76EU30GOD0**YY	78EU30GOD0**YY	
		DuraLastomer™	300	Sleeve	75SU30GL90**YY	T3SU30GL90**YY	76SU30GL90**YY	78SU30GL90**YY	
		Polyon AL™	350	Annular	75PA30GL43**YY	T3PA30GL43**YY	76PA30GL43**YY	78PA30GL43**YY	
				Ball	75HR30GB42**YY	T3HR30GB42**YY	76HR30GB42**YY	78HR30GB42**YY	
		Hard Rubber	300	Plain	75HR30GB82**YY	T3HR30GB82**YY	76HR30GB82**YY	78HR30GB82**YY	
				Ball	75HR30GB82**YY	T3HR30GB82**YY	76HR30GB82**YY	78HR30GB82**YY	
		GrayRok™	300	Plain	75RK30GI82**YY	T3RK30GI82**YY	76RK30GI82**YY	78RK30GI82**YY	
		Polyolefin	250	Plain	75PO30G+82**YY	T3PO30G+82**YY	76PO30G+82**YY	78PO30G+82**YY	B, Z
			300	Sleeve	75PO30G+90**YY	T3PO30G+90**YY	76PO30G+90**YY	78PO30G+90**YY	J, Z
		H.D. Polyolefin	300	Ball	75PO30GZ42**YY	T3PO30GZ42**YY	76PO30GZ42**YY	78PO30GZ42**YY	
				Plain	75HP30G+82**YY	T3HP30G+82**YY	76HP30G+82**YY	78HP30G+82**YY	B, E
		Nylon	300	Sleeve	75NY30GE90**YY	T3NY30GE90**YY	76NY30GE90**YY	78NY30GE90**YY	
				Precision	75NY30GE47**YY	T3NY30GE47**YY	76NY30GE47**YY	78NY30GE47**YY	
		Phenolic	300	Top Hat	75PH30GB99**YY	T3PH30GB99**YY	76PH30GB99**YY	78PH30GB99**YY	
		H.T. Phenolic	200	S.S. Top Hat	75HT30GQ97**YY	T3HT30GQ97**YY	76HT30GQ97**YY	78HT30GQ97**YY	
		BrimStone™	350	S.S. Top Hat	75GN30GQ97**YY	T3GN30GQ97**YY	76GN30GQ97**YY	78GN30GQ97**YY	Q, B
Semi-Steel	350	Plain	75SS30GS82**YY	T3SS30GS82**YY	76SS30GS82**YY	78SS30GS82**YY			
		Sleeve	75SS30GS90**YY	T3SS30GS90**YY	76SS30GS90**YY	78SS30GS90**YY			
Sintered Iron	350	Plain	75SI30GS82**YY	T3SI30GS82**YY	76SI30GS82**YY	78SI30GS82**YY			
V-Groove	350	Plain	75VG30GT82**YY	T3VG30GT82**YY	76VG30GT82**YY	78VG30GT82**YY			
Maxrok™	350	Plain	75MA30GB82**YY	T3MA30GB82**YY	76MA30GB82**YY	78MA30GB82**YY			
Conductive PU	225	Precision	75CU30GH44**YY	T3CU30GH44**YY	76CU30GH44**YY	78CU30GH44**YY			
3-1/2"	1-1/4"	yoke and axle/nut			75ZZ35GZ82**YAN	T3ZZ35GZ82**YAN	76ZZ35GZ82**YAN	78ZZ35GZ82**YAN	
		Super-Soft™	110	Annular	75SF35GI43**YY	T3SF35GI43**YY	76SF35GI43**YY	78SF35GI43**YY	
		Soft Rubber	350	Plain	75SR35GB82**YY	T3SR35GB82**YY	76SR35GB82**YY	78SR35GB82**YY	
		Rubber/Alu	250	Annular	75RA35GI43**YY	T3RA35GI43**YY	76RA35GI43**YY	78RA35GI43**YY	
		Nomadic™	300	Delrin	75NM35G+5A**YY	T3NM35G+5A**YY	76NM35G+5A**YY	78NM35G+5A**YY	I, L
				Annular	75NM35GI43**YY	T3NM35GI43**YY	76NM35GI43**YY	78NM35GI43**YY	
		Thermo-Pro™	230	Precision	75TP35GI44**YY	T3TP35GI44**YY	76TP35GI44**YY	78TP35GI44**YY	
				Sleeve	75TP35G+47**YY	T3TP35G+47**YY	76TP35G+47**YY	78TP35G+47**YY	T, Y
		Element™	300	Annular	75EL35GI43**YY	T3EL35GI43**YY	76EL35GI43**YY	78EL35GI43**YY	
				Ball	75PP35G+42**YY	T3PP35G+42**YY	76PP35G+42**YY	78PP35G+42**YY	K, P, W
		Poly-Pro™	300	Precision	75PP35G+44**YY	T3PP35G+44**YY	76PP35G+44**YY	78PP35G+44**YY	A, D, I, K, S
					75PP35G+47**YY	T3PP35G+47**YY	76PP35G+47**YY	78PP35G+47**YY	T, Y
				Delrin	75PP35G+55**YY	T3PP35G+55**YY	76PP35G+55**YY	78PP35G+55**YY	K, P, W
				Sleeve	75PP35G+90**YY	T3PP35G+90**YY	76PP35G+90**YY	78PP35G+90**YY	T, Y
		Polymadic™	325	Delrin	75PM35GM5A**YY	T3PM35GM5A**YY	76PM35GM5A**YY	78PM35GM5A**YY	
				Annular	75PM35GM43**YY	T3PM35GM43**YY	76PM35GM43**YY	78PM35GM43**YY	
		Polyon AL™	350	Annular	75PA35G+43**YY	T3PA35G+43**YY	76PA35G+43**YY	78PA35G+43**YY	L, M
		Disc Wheel	250	Ball	75UN35GLA3**YY	T3UN35GLA3**YY	76UN35GLA3**YY	78UN35GLA3**YY	
		Hard Rubber	300	Plain	75HR35GB82**YY	T3HR35GB82**YY	76HR35GB82**YY	78HR35GB82**YY	
				Ball	75HR35GB82**YY	T3HR35GB82**YY	76HR35GB82**YY	78HR35GB82**YY	
		Polyolefin	300	Plain	75PO35GZ82**YY	T3PO35GZ82**YY	76PO35GZ82**YY	78PO35GZ82**YY	
				Sleeve	75PO35GJ90**YY	T3PO35GJ90**YY	76PO35GJ90**YY	78PO35GJ90**YY	
		Phenolic	350	Top Hat	75PH35GB99**YY	T3PH35GB99**YY	76PH35GB99**YY	78PH35GB99**YY	
		Semi-Steel	350	Plain	75SS35GS82**YY	T3SS35GS82**YY	76SS35GS82**YY	78SS35GS82**YY	
		BrimStone™	350	S.S. Top Hat	75GN35GQ97**YY	T3GN35GQ97**YY	76GN35GQ97**YY	78GN35GQ97**YY	

Change G to U for heavy gauge frame.

Only Superior Casters are Durable! 71



75 SERIES • CAPACITY 350

Wheel Dia	Tread Width	Wheel Type	Load Cap	Bearing Type	Swivel Caster Part #	Total Lock Caster Part #	Rigid Caster Part #		+Color
							2pc welded Part #	1pc enhanced forming Part #	
4"	1-1/4"	yoke and axle/nut			75ZZ40GZ82**YAN	T3ZZ40GZ82**YAN	76ZZ40GZ82**YAN	78ZZ40GZ82**YAN	
		Super-Soft™	120	Annular	75SF40GI43**YY	T3SF40GI43**YY	76SF40GI43**YY	78SF40GI43**YY	
		Soft Rubber	350	Plain	75SR40GB82**YY	T3SR40GB82**YY	76SR40GB82**YY	78SR40GB82**YY	
			350	Ball	75SR40GB42**YY	T3SR40GB42**YY	76SR40GB42**YY	78SR40GB42**YY	
		Rubber/Alu	250	Annular	75RA40GI43**YY	T3RA40GI43**YY	76RA40GI43**YY	78RA40GI43**YY	
		Nomadic™	300	Delrin	75NM40GI5A**YY	T3NM40GI5A**YY	76NM40GI5A**YY	78NM40GI5A**YY	
				Annular	75NM40GI43**YY	T3NM40GI43**YY	76NM40GI43**YY	78NM40GI43**YY	
		Conductive	250	Precision	75CN40GH44**YY	T3CN40GH44**YY	76CN40GH44**YY	78CN40GH44**YY	
		Thermo-Pro™	250	Precision	75TP40G+44**YY	T3TP40G+44**YY	76TP40G+44**YY	78TP40G+44**YY	A, I
					75TP40G+47**YY	T3TP40G+47**YY	76TP40G+47**YY	78TP40G+47**YY	T, Y
				Sleeve	75TP40G+90**YY	T3TP40G+90**YY	76TP40G+90**YY	78TP40G+90**YY	T, Y
		Element™	300	Annular	75EL40GI43**YY	T3EL40GI43**YY	76EL40GI43**YY	78EL40GI43**YY	
		Poly-Pro™	350	Ball	75PP40G+42**YY	T3PP40G+42**YY	76PP40G+42**YY	78PP40G+42**YY	K, P, W
				Precision	75PP40G+44**YY	T3PP40G+44**YY	76PP40G+44**YY	78PP40G+44**YY	A, D, I, K, S
					75PP40G+47**YY	T3PP40G+47**YY	76PP40G+47**YY	78PP40G+47**YY	T, Y
				Sleeve	75PP40G+90**YY	T3PP40G+90**YY	76PP40G+90**YY	78PP40G+90**YY	T, Y
		Polymadic™	350	Delrin	75PM40GM5A**YY	T3PM40GM5A**YY	76PM40GM5A**YY	78PM40GM5A**YY	
				Annular	75PM40GM43**YY	T3PM40GM43**YY	76PM40GM43**YY	78PM40GM43**YY	
		Elite™	350	Ball	75ET40GL42**YY	T3ET40GL42**YY	76ET40GL42**YY	78ET40GL42**YY	
		Ergo-PU	350	Dual Precision	75EU40GOD0**YY	T3EU40GOD0**YY	76EU40GOD0**YY	78EU40GOD0**YY	
		DuraLastomer™	350	Sleeve	75SU40GL90**YY	T3SU40GL90**YY	76SU40GL90**YY	78SU40GL90**YY	
		Polygon AL™	350	Annular	75PA40GL43**YY	T3PA40GL43**YY	76PA40GL43**YY	78PA40GL43**YY	L, M
		Disc Wheel	270	Ball	75UN40GLA3**YY	T3UN40GLA3**YY	76UN40GLA3**YY	78UN40GLA3**YY	
		Hard Rubber	350	Plain	75HR40GB82**YY	T3HR40GB82**YY	76HR40GB82**YY	78HR40GB82**YY	
				Ball	75HR40GB42**YY	T3HR40GB42**YY	76HR40GB42**YY	78HR40GB42**YY	
		Polyolefin	350	Plain	75PO40G+82**YY	T3PO40G+82**YY	76PO40G+82**YY	78PO40G+82**YY	B, Z
				Sleeve	75PO40G+90**YY	T3PO40G+90**YY	76PO40G+90**YY	78PO40G+90**YY	J, Z
				Ball	75PO40GZ42**YY	T3PO40GZ42**YY	76PO40GZ42**YY	78PO40GZ42**YY	
		H.D. Polyolefin	350	Plain	75HP40G+82**YY	T3HP40G+82**YY	76HP40G+82**YY	78HP40G+82**YY	B, E
		Nylon	350	Precision	75NY40GE47**YY	T3NY40GE47**YY	76NY40GE47**YY	78NY40GE47**YY	
				Sleeve	75NY40GE90**YY	T3NY40GE90**YY	76NY40GE90**YY	78NY40GE90**YY	
		Phenolic	350	Top Hat	75PH40GB99**YY	T3PH40GB99**YY	76PH40GB99**YY	78PH40GB99**YY	
		H.T. Phenolic	250	S.S. Top Hat	75HT40GQ97**YY	T3HT40GQ97**YY	76HT40GQ97**YY	78HT40GQ97**YY	
BrimStone™	350	S.S. Top Hat	75GN40GQ97**YY	T3GN40GQ97**YY	76GN40GQ97**YY	78GN40GQ97**YY	Q, B		
SteROLLizer™ AL	300	Sleeve	75BF40GC90**YZ	T3BF40GC90**YZ	76BF40GC90**YZ	78BF40GC90**YZ			
SteROLLizer™ SS	300	Sleeve	75SL40GC90**YY	T3SL40GC90**YY	76SL40GC90**YY	78SL40GC90**YY			
Semi-Steel	350	Plain	75SS40GS82**YY	T3SS40GS82**YY	76SS40GS82**YY	78SS40GS82**YY			
		Sleeve	75SS40GS90**YY	T3SS40GS90**YY	76SS40GS90**YY	78SS40GS90**YY			
Conductive PU	250	Precision	75CU40GH44**YY	T3CU40GH44**YY	76CU40GH44**YY	78CU40GH44**YY			

Change G to U for heavy gauge frame.



Wheel Dia	Tread Width	Wheel Type	Load Capacity	Bearing Type	Swivel Caster Part #	Total Lock Caster Part #	Rigid Caster Part #		+Color	
							2pc welded Part #	1pc enhanced forming Part #		
5"	1-1/4"	yoke and axle/nut				75ZZ50GZ82**YAN	T3ZZ50GZ82**YAN	76ZZ50GZ82**YAN	78ZZ50GZ82**YAN	
		Super-Soft™	125	Annular		75SF50GI43**YY	T3SF50GI43**YY	76SF50GI43**YY	78SF50GI43**YY	
		Soft Rubber	350	Plain		75SR50GB82**YY	T3SR50GB82**YY	76SR50GB82**YY	78SR50GB82**YY	
				Ball		75SR50GB42**YY	T3SR50GB42**YY	76SR50GB42**YY	78SR50GB42**YY	
		Rubber/Alu	325	Annular		75RA50GI43**YY	T3RA50GI43**YY	76RA50GI43**YY	78RA50GI43**YY	
		Nomadic™	325	Delrin		75NM50G+5A**YY	T3NM50G+5A**YY	76NM50G+5A**YY	78NM50G+5A**YY	I, L
				Annular		75NM50G+43**YY	T3NM50G+43**YY	76NM50G+43**YY	78NM50G+43**YY	
		Conductive	275	Precision		75CN50GH44**YY	T3CN50GH44**YY	76CN50GH44**YY	78CN50GH44**YY	
		Thermo-Pro™	300	Precision		75TP50GI44**YY	T3TP50GI44**YY	76TP50GI44**YY	78TP50GI44**YY	T,Y
						75TP50G+47**YY	T3TP50G+47**YY	76TP50G+47**YY	78TP50G+47**YY	
				Sleeve		75TP50G+90**YY	T3TP50G+90**YY	76TP50G+90**YY	78TP50G+90**YY	
		Element™	350	Annular		75EL50GI43**YY	T3EL50GI43**YY	76EL50GI43**YY	78EL50GI43**YY	
		Poly-Pro™	350	Ball		75PP50G+42**YY	T3PP50G+42**YY	76PP50G+42**YY	78PP50G+42**YY	C,K,P,W
				Precision		75PP50G+44**YY	T3PP50G+44**YY	76PP50G+44**YY	78PP50G+44**YY	I,A,D,S
						75PP50G+47**YY	T3PP50G+47**YY	76PP50G+47**YY	78PP50G+47**YY	T,Y
				Delrin		75PP50G+55**YY	T3PP50G+55**YY	76PP50G+55**YY	78PP50G+55**YY	C,K,P,W
				Sleeve		75PP50G+90**YY	T3PP50G+90**YY	76PP50G+90**YY	78PP50G+90**YY	T,Y
		Polymadic™	350	Delrin		75PM50GM5A**YY	T3PM50GM5A**YY	76PM50GM5A**YY	78PM50GM5A**YY	
				Annular		75PM50GM43**YY	T3PM50GM43**YY	76PM50GM43**YY	78PM50GM43**YY	
		Ergo-PU	350	Dual Precision		75EU50GOD0**YY	T3EU50GOD0**YY	76EU50GOD0**YY	78EU50GOD0**YY	
		DuraLastomer™	350	Sleeve		75SU50GL90**YY	T3SU50GL90**YY	76SU50GL90**YY	78SU50GL90**YY	
		Polyon AL™	350	Annular		75PA50GL43**YY	T3PA50GL43**YY	76PA50GL43**YY	78PA50GL43**YY	
		Disc Wheel	300	Ball		75UN50GLA3**YY	T3UN50GLA3**YY	76UN50GLA3**YY	78UN50GLA3**YY	
		Hard Rubber	350	Plain		75HR50GB82**YY	T3HR50GB82**YY	76HR50GB82**YY	78HR50GB82**YY	
				Ball		75HR50GB42**YY	T3HR50GB42**YY	76HR50GB42**YY	78HR50GB42**YY	
		Polyolefin	350	Plain		75PO50G+82**YY	T3PO50G+82**YY	76PO50G+82**YY	78PO50G+82**YY	B,Z
				Sleeve		75PO50G+90**YY	T3PO50G+90**YY	76PO50G+90**YY	78PO50G+90**YY	J,Z
				Ball		75PO50GZ42**YY	T3PO50GZ42**YY	76PO50GZ42**YY	78PO50GZ42**YY	
		H.D. Polyolefin	350	Plain		75HP50G+82**YY	T3HP50G+82**YY	76HP50G+82**YY	78HP50G+82**YY	B,E
		Nylon	350	Precision		75NY50GE47**YY	T3NY50GE47**YY	76NY50GE47**YY	78NY50GE47**YY	
				Sleeve		75NY50GE90**YY	T3NY50GE90**YY	76NY50GE90**YY	78NY50GE90**YY	
		Phenolic	350	Top Hat		75PH50GB99**YY	T3PH50GB99**YY	76PH50GB99**YY	78PH50GB99**YY	
H.T. Phenolic	300	S.S. Top Hat		75HT50GQ97**YY	T3HT50GQ97**YY	76HT50GQ97**YY	78HT50GQ97**YY			
BrimStone™	350	S.S. Top Hat		75GN50GQ97**YY	T3GN50GQ97**YY	76GN50GQ97**YY	78GN50GQ97**YY	Q,B		
Semi-Steel	350	Plain		75SS50GS82**YY	T3SS50GS82**YY	76SS50GS82**YY	78SS50GS82**YY			
		Sleeve		75SS50GS90**YY	T3SS50GS90**YY	76SS50GS90**YY	78SS50GS90**YY			
Conductive PU	250	Precision		75CU50GH44**YY	T3CU50GH44**YY	76CU50GH44**YY	78CU50GH44**YY			

Change G to U for heavy gauge frame.



Wheel Dia	Tread Width	Wheel Type	Load Cap	Bearing Type	Swivel Caster Part #	Total Lock Caster Part #	Rigid Caster Part #		+Color	
							2pc welded Part #	1pc enhanced forming Part #		
6"	1-1/4"	yoke and axle/nut				75ZZ60GZ82**YAN	T3ZZ60GZ82**YAN	76ZZ60GZ82**YAN	78ZZ60GZ82**YAN	
		Poly-Pro™	350	Precision	75PP60G+44**YY	T3PP60G+44**YY	76PP60G+44**YY	78PP60G+44**YY	A,I	
				Delrin	75PP60G+47**YY	T3PP60G+47**YY	76PP60G+47**YY	78PP60G+47**YY	T,Y	
				Sleeve	75PP60GT90**YY	T3PP60GT90**YY	76PP60GT90**YY	78PP60GT90**YY		
		Thermo-Pro™	300	Precision	75TP60GI44**YY	T3TP60GI44**YY	76TP60GI44**YY	78TP60GI44**YY		
				Delrin	75TP60GT47**YY	T3TP60GT47**YY	76TP60GT47**YY	78TP60GT47**YY		
				Sleeve	75TP60GT90**YY	T3TP60GT90**YY	76TP60GT90**YY	78TP60GT90**YY		
		6-1/4"	1-1/4"	Cushion-Ride™	200	Ball	75CR61G+42**YY	T3CR61G+42**YY	76CR61H+42**YY	78CR61G+42**YY
3"	1-1/2"	Phenolic	350	Sleeve	75PH30HB90**YY	T3PH30HB90**YY	76PH30HB90**YY	78PH30HB90**YY		
		Roller	75PH30HB03**YZ	T3PH30HB03**YZ	76PH30HB03**YZ	78PH30HB03**YZ				
4"	1-1/2"	H.T. Phenolic	350	Roller	75HT30HQ03**YZ	T3HT30HQ03**YZ	76HT30HQ03**YZ	78HT30HQ03**YZ		
		Polyon™	350	Roller	75PU40H+03**YZ	T3PU40H+03**YZ	76PU40H+03**YZ	78PU40H+03**YZ	G,V	
		Polyon AL™	350	Roller	75PO40H+03**YZ	T3PO40H+03**YZ	76PO40H+03**YZ	78PO40HB03**YZ		
		Polyolefin	350	Roller	75PO40HB03**YZ	T3PO40HB03**YZ	76PO40HB03**YZ	78PO40HB03**YZ		
		Phenolic	350	Sleeve	75PH40HB90**YY	T3PH40HB90**YY	76PH40HB90**YY	78PH40HB90**YY		
				Roller	75PH40HB03**YZ	T3PH40HB03**YZ	76PH40HB03**YZ	78PH40HB03**YZ		
		H.T. Phenolic	350	Sleeve	75HT40HQ90**YY	T3HT40HQ90**YY	76HT40HQ90**YY	78HT40HQ90**YY		
				Roller	75HT40HQ03**YZ	T3HT40HQ03**YZ	76HT40HQ03**YZ	78HT40HQ03**YZ		
		BrimStone™	350	Sleeve	75GN40HQ90**YY	T3GN40HQ90**YY	76GN40HQ90**YY	78GN40HQ90**YY	Q,B	
		SteROLLizer™ AL	350	SS Precision	75BH40HC61**YY	T3BH40HC61**YY	76BH40HC61**YY	78BH40HC61**YY		
		SteROLLizer™ SS	350	SS Precision	75SL40HC61**YY	T3SL40HC61**YY	76SL40HC61**YY	78SL40HC61**YY		
		Epoxy	350	Dual Precision	75OV40HGP4**YZ	T3OV40HGP4**YZ	76OV40HGP4**YZ	78OV40HGP4**YZ		
Sleeve	75OV40H+90**YZ			T3OV40H+90**YZ	76OV40H+90**YZ	78OV40H+90**YZ	G,Q			
5"	1-1/2"	Polyon™	350	Roller	75PU50H+03**YZ	T3PU50H+03**YZ	76PU50H+03**YZ	78PU50H+03**YZ	G,V	
		Polyon AL™	350	Roller	75PA50H+03**YZ	T3PA50H+03**YZ	76PA50H+03**YZ	78PA50H+03**YZ	N,R	
		Polyolefin	350	Roller	75PO50HB03**YZ	T3PO50HB03**YZ	76PO50HB03**YZ	78PO50HB03**YZ		
		Phenolic	350	Sleeve	75PH50HB90**YY	T3PH50HB90**YY	76PH50HB90**YY	78PH50HB90**YY		
				Roller	75PH50HB03**YZ	T3PH50HB03**YZ	76PH50HB03**YZ	78PH50HB03**YZ		
		H.T. Phenolic	350	Sleeve	75HT50HQ90**YY	T3HT50HQ90**YY	76HT50HQ90**YY	78HT50HQ90**YY		
				Roller	75HT50HQ03**YZ	T3HT50HQ03**YZ	76HT50HQ03**YZ	78HT50HQ03**YZ		
		BrimStone™	350	Sleeve	75GN50HQ90**YY	T3GN50HQ90**YY	76GN50HQ90**YY	78GN50HQ90**YY		
Roller	75GN50HQ03**YZ			T3GN50HQ03**YZ	76GN50HQ03**YZ	78GN50HQ03**YZ	Q,B			

Change G to U for heavy gauge frame.

75GN40GQ9917-000E00
With Seal and Straight Grease Fitting



75UT50GI8206-0000Q0
With High-Temp Seal and 90° Angle Grease Fitting





17/18/19/T1 Light Medium Duty - Complete Series - 350LB

- Featuring 1-1/4" wide light medium duty complete series of Total Lock, Directional Lock and matching Swivel and Rigid
- Bright Zinc Plated as standard, Black Electrocoat and Nickel are available as options
- # 19 Matching Swivel, with Top Lock Brake Option
- Double ball raceway swivel
- #T1 Directional Lock
- #18 Matching Rigid
- 3/8" Axle and nut
- #17 Total Lock
- NSF Listed

17/18/19/T1 SERIES • CAPACITY 350

17BL50GL4R06YY



T1EL50GI4306YY



19PO50GJ9006YY



18NM50GI4306YY



19EN50VB4206YY



Plate Code	Overall Size	Bolt Hole Pattern	Mounting Bolt Size	
06	2-3/4" x 3-3/4"	1-3/4" x 2-7/8" slotted to 3"	5/16"	
		With two additional 5/16" holes centered at 3.22" between other two holes, long way		
X6	2-3/8" x 3-5/8"	1-13/16" x 2-13/16" and 2-3/8" x 3-1/8"	5/16"	
MS	77m x 96mm	45mm x 75mm to 60mm x 80mm	M8	
10	85mm x 95mm	60mm x 80mm	5/16"	
11	3-1/8" x 4-1/8"	1-3/4" x 2-15/16" to 2-3/8" x 3-3/8"	3/8"	
17	4" x 4-1/2"	2-5/8" x 3-5/8" to 3" x 3"	3/8"	
1M	104mm x 80 mm	72mm x 52mm to 80mm x 60mm	3/8"	
Size	Code	Overall Height*	Swivel Radius	
			17/T1	19
3"	30	4-5/32"	4-3/8"	2-3/4"
3.5"	35	4-3/4"	4-3/8"	3"
4"	40	5-1/8"	4-3/8"	3-1/4"
5"	50	6-1/4"	4-3/8"	3-7/8"

* Reduce overall height 1/8" for stem casters.



17/18/19/T1 SERIES • CAPACITY 350

Stem Code	Size	Stem Type	Modular Stem			
86	1" O.D. Pipe Thread	Pipe Adapter	ZZ	1/2" diameter	Hollow Kingpin	
61	3/8 - 16 x 1	Threaded	92	5/8" x 2-3/16"	Round Grip Ring	
62	3/8" -16 x 1-1/2"	Threaded	93	13/16" x 2-3/16"		
67	1/2" - 13 x 1"	Threaded	85	1" x 2-3/16" dual rings		
68	1/2" - 13 x 1-1/2"	Threaded	82	1-1/8" x 2-3/16" dual rings		
70	1/2" - 13 x 2-3/4"	Threaded	22	1-1/4" x 2-3/16" dual rings		
80	5/8" - 11 x 1-1/4"	Threaded	23	1-3/8" x 2-3/16" dual ring		
81	5/8" - 11 x 1-3/4"	Threaded	48	0.865" x 2-1/2"		
87	3/4" - 10 x 1-3/4"	Threaded	O1	1-1/4" X 4". 7/16" dia. crx drill, 2.5" from bottom		Round
S5	3/4" - 10 x 10"	Threaded	43	9/16" x 2-15/16", 2 x 5/16" dia. cross drill	Square Stem	
91	7/16" - 1-3/8"	Round Grip Ring	55	7/8" x 2" w/ 3 x 5/16" CRX DRL		
95	0.846" x 2-3/16"	Round Grip Ring	Q1	1" x 4" dual rings		
41	7/8" x 2-1/4"	Square Grip Ring	33	7/16" -14 x 1-1/2"	Threaded	
51	3/4" x 2" w/ 3 x 1/4" CRX DRL	Square Stem	79	7/16" - 14 x 2-1/4"		
56	7/8" x2" w/ 3 x 5/16" CRX DRL	Square Stem	C8	1/2" - 13 x 3-1/8"		
Round Expandable Adapter Stem			C1	1/2" - 13 x 4"		
Stem Code	Expanable Range	Fits Tubing I.D.	C2	5/8" - 11 x 4"		
71	0.720" - 0.851"	3/4"	84	3/4" - 10 x 4"		
72	0.852" - 0.927"	7/8"	C3	3/4" - 10 x 6"		
7B	0.900" - 0.980"	15/16"	S5	3/4" - 10 x 10"		
73	0.928" - 1.029"	1"	M1	M10 - 1.5 x 1-1/2"		Metric Threaded
7A	1.020" - 1.100"	1-1/16"	M4	M12 - 1.75 x 1.25"		
74	1.110" - 1.180"	1-1/8"	M3	M12 - 1.75 x 1-3/4"		
78	1.178" - 1.303"	1-3/16"	M6	M16 - 2 x 1-1/2"		
75	1.360" - 1.425"	1-3/8"	M7	M20 - 2.5 x 1-3/4"		
76	1.426" - 1.589"	1-1/2"	E1	Additional Adjustable Height 1.750" - 2.375"	With mounting plate 2-3/8" x 3-5/8", with bolt hole pattern 1-3/4" x 2-7/8" to 3"	
77	1.790" - 1.850"	1-7/8"	E2	Additional Adjustable Height 1.875" - 2.500"		
Square Expandable Adapter Stem		Fits Tubing I.D.	E3	Additional Adjustable Height 3.500" - 4.125"		
R1	0.720" - 0.851"	3/4"	E4	Additional Adjustable Height 3.500" - 5.000"		
R2	0.852" - 0.927"	7/8"	F1	Additional Adjustable Height 1.750" - 2.375"	With mounting plate 3-1/2" x 3-1/2", with bolt hole pattern 2-3/4" - 2-5/8" to 2-5/8" - 2-3/4"	
R3	0.928" - 1.029"	1"	F2	Additional Adjustable Height 1.875" - 2.500"		
R4	1.030" - 1.140"	1-1/8"	F3	Additional Adjustable Height 3.500" - 4.125"		
R5	1.360" - 1.425"	1-3/8"	F4	Additional Adjustable Height 3.500" - 5.000"		
R6	1.426" - 1.589"	1-1/2"	B1	Additional Adjustable Height 1.875" - 3.000"		Adjustable Stem to fit 1-1/2" ID Round Trubing
R7	1.790" - 1.850"	1-7/8"				
U2	0.852" - 0.927"	7/8"				
U5	1.360" - 1.425"	1-3/8"				



Wheel Dia	Tread Width	Wheel Type	Load Capacity	Bearing Type	Total Lock Caster Part #	Directional Lock Caster Part #	Swivel Caster Part #	Rigid Caster Part #	+ Color	
3"	1-1/4"	Yoke and axle/nut				17ZZ30GZ82**YAN	T1ZZ30GZ82**YAN	19ZZ30GZ82**YAN	18ZZ30GZ82**YAN	
		Super-Soft™	105	Annular	17SF30GI43**YY	T1SF30GI43**YY	19SF30GI43**YY	18SF30GI43**YY		
		Soft Rubber	300	Plain	17SR30GB82**YY	T1SR30GB82**YY	19SR30GB82**YY	18SR30GB82**YY		
				Ball	17SR30GB42**YY	T1SR30GB42**YY	19SR30GB42**YY	18SR30GB42**YY		
		Nomadic™	300	Delrin	17NM30G+5A**YY	T1NM30G+5A**YY	19NM30G+5A**YY	18NM30G+5A**YY	I, L	
				Annular	17NM30G+43**YY	T1NM30G+43**YY	19NM30G+43**YY	18NM30G+43**YY		
		Conductive TPR	200	Precision	17CN30GH44**YY	T1CN30GH44**YY	19CN30GH44**YY	18CN30GH44**YY		
		Conductive SR	250	Ball	17CT30GB42**YY	T1CT30GB42**YY	19CT30GB42**YY	18CT30GB42**YY		
		Thermo-Pro™	210	Precision	17TP30GI44**YY	T1TP30GI44**YY	19TP30GI44**YY	18TP30GI44**YY		
				Sleeve	17TP30G+90**YY	T1TP30G+90**YY	19TP30G+90**YY	18TP30G+90**YY	T, Y	
		Element™	300	Annular	17EL30GI43**YY	T1EL30GI43**YY	19EL30GI43**YY	18EL30GI43**YY		
		Poly-Pro™	300	Ball	17PP30G+42**YY	T1PP30G+42**YY	19PP30G+42**YY	18PP30G+42**YY	K, P, W	
				Precision	17PP30G+44**YY	T1PP30G+44**YY	19PP30G+44**YY	18PP30G+44**YY	A, D, I, S	
					17PP30G+47**YY	T1PP30G+47**YY	19PP30G+47**YY	18PP30G+47**YY	T, Y	
				Delrin	17PP30G+55**YY	T1PP30G+55**YY	19PP30G+55**YY	18PP30G+55**YY	K, W, P	
		Polymadic™	300	Sleeve	17PP30G+90**YY	T1PP30G+90**YY	19PP30G+90**YY	18PP30G+90**YY	T, Y	
				Delrin	17PM30GM5A**YY	T1PM30GM5A**YY	19PM30GM5A**YY	18PM30GM5A**YY		
		Elite™	350	Annular	17PM30GM43**YY	T1PM30GM43**YY	19PM30GM43**YY	18PM30GM43**YY		
				Ball	17ET30GL42**YY	T1ET30GL42**YY	19ET30GL42**YY	18ET30GL42**YY		
		Ergo-PU	350	Dual Precision	17EU30GOD0**YY	T1EU30GOD0**YY	19EU30GOD0**YY	18EU30GOD0**YY		
		DuraLastomer™	300	Sleeve	17SU30GL90**YY	T1SU30GL90**YY	19SU30GL90**YY	18SU30GL90**YY		
		Polygon AL™	350	Annular	17PA30GL43**YY	T1PA30GL43**YY	19PA30GL43**YY	18PA30GL43**YY		
		Hard Rubber	300	Ball	17HR30GB42**YY	T1HR30GB42**YY	19HR30GB42**YY	18HR30GB42**YY		
				Plain	17HR30GB82**YY	T1HR30GB82**YY	19HR30GB82**YY	18HR30GB82**YY		
		GrayRok™	300	Plain	17RK30GI82**YY	T1RK30GI82**YY	19RK30GI82**YY	18RK30GI82**YY		
		Polyolefin	250	Plain	17PO30G+82**YY	T1PO30G+82**YY	19PO30G+82**YY	18PO30G+82**YY	B, Z	
				Sleeve	17PO30G+90**YY	T1PO30G+90**YY	19PO30G+90**YY	18PO30G+90**YY	J, Z	
			300	Ball	17PO30GZ42**YY	T1PO30GZ42**YY	19PO30GZ42**YY	18PO30GZ42**YY		
		H.D. Polyolefin	300	Plain	17HP30G+82**YY	T1HP30G+82**YY	19HP30G+82**YY	18HP30G+82**YY	B, E	
		Nylon	300	Sleeve	17NY30GE90**YY	T1NY30GE90**YY	19NY30GE90**YY	18NY30GE90**YY		
				Precision	17NY30GE47**YY	T1NY30GE47**YY	19NY30GE47**YY	18NY30GE47**YY		
		Phenolic	300	Top Hat	17PH30GB99**YY	T1PH30GB99**YY	19PH30GB99**YY	18PH30GB99**YY		
		H.T. Phenolic	200	S.S. Top Hat	17HT30GQ97**YY	T1HT30GQ97**YY	19HT30GQ97**YY	18HT30GQ97**YY		
		BrimStone™	350	S.S. Top Hat	17GN30G+97**YY	T1GN30G+97**YY	19GN30G+97**YY	18GN30G+97**YY	B, Q	
		Semi-Steel	350	Plain	17SS30GS82**YY	T1SS30GS82**YY	19SS30GS82**YY	18SS30GS82**YY		
				Sleeve	17SS30GS90**YY	T1SS30GS90**YY	19SS30GS90**YY	18SS30GS90**YY		
		Sintered Iron	350	Plain	17SI30GS82**YY	T1SI30GS82**YY	19SI30GS82**YY	18SI30GS82**YY		
		V-Groove	350	Plain	17VG30GT82**YY	T1VG30GT82**YY	19VG30GT82**YY	18VG30GT82**YY		
		Maxrok™	350	Plain	17MA30GB82**YY	T1MA30GB82**YY	19MA30GB82**YY	18MA30GB82**YY		
		Conductive PU	225	Precision	17CU30GH44**YY	T1CU30GH44**YY	19CU30GH44**YY	18CU30GH44**YY		
3"	1-3/8"	Neo-Energizer™	300	Ball	17EN30VB42**YY	T1EN30VB42**YY	19EN30VB42**YY	18EN30VB42**YY		
				Precision	17EN30VBP2**YY	T1EN30VBP2**YY	19EN30VBP2**YY	18EN30VBP2**YY		
		Elastomer	300	Precision	17SX30VIP2**YY	T1SX30VIP2**YY	19SX30VIP2**YY	18SX30VIP2**YY		
3"	1-1/2"	Phenolic	350	Sleeve	17PH30HB90**YY	T1PH30HB90**YY	19PH30HB90**YY	18PH30HB90**YY		
				Roller	17PH30HB03**YZ	T1PH30HB03**YZ	19PH30HB03**YZ	18PH30HB03**YZ		
		BrimStone™	350	Sleeve	17GN30H+90**YY	T1GN30H+90**YY	19GN30H+90**YY	18GN30H+90**YY	B, Q	



17/18/19/T1 SERIES • CAPACITY 350

Wheel Dia	Tread Width	Wheel Type	Load Capacity	Bearing Type	Total Lock Caster Part #	Directional Lock Caster Part #	Swivel Caster Part #	Rigid Caster Part #	+ Color	
3-1/2"	1-1/4"	Yoke and axle/nut				17ZZ35GZ82**YAN	T1ZZ35GZ82**YAN	19ZZ35GZ82**YAN	18ZZ35GZ82**YAN	
		Super-Soft™	110	Annular	17SF35GI43**YY	T1SF35GI43**YY	19SF35GI43**YY	18SF35GI43**YY		
		Soft Rubber	300	Plain	17SR35GB82**YY	T1SR35GB82**YY	19SR35GB82**YY	18SR35GB82**YY		
		Rubber/Alu	300	Annular	17RA35GI43**YY	T1RA35GI43**YY	19RA35GI43**YY	18RA35GI43**YY		
		Nomadic™	300	Delrin	17NM35G+5A**YY	T1NM35G+5A**YY	19NM35G+5A**YY	18NM35G+5A**YY		I, L
				Annular	17NM35G+43**YY	T1NM35G+43**YY	19NM35G+43**YY	18NM35G+43**YY		
		Thermo-Pro™	230	Precision	17TP35GI44**YY	T1TP35GI44**YY	19TP35GI44**YY	18TP35GI44**YY		
				Sleeve	17TP35G+47**YY	T1TP35G+47**YY	19TP35G+47**YY	18TP35G+47**YY		T, Y
		Element™	300	Annular	17EL35GI43**YY	T1EL35GI43**YY	19EL35GI43**YY	18EL35GI43**YY		
				Ball	17PP35G+42**YY	T1PP35G+42**YY	19PP35G+42**YY	18PP35G+42**YY		K, P, W
		Poly-Pro™	300	Precision	17PP35G+44**YY	T1PP35G+44**YY	19PP35G+44**YY	18PP35G+44**YY		A, D, I, S
				Delrin	17PP35G+47**YY	T1PP35G+47**YY	19PP35G+47**YY	18PP35G+47**YY		T, Y
				Annular	17PP35G+55**YY	T1PP35G+55**YY	19PP35G+55**YY	18PP35G+55**YY		K, P, W
				Sleeve	17PP35G+90**YY	T1PP35G+90**YY	19PP35G+90**YY	18PP35G+90**YY		T, Y
		Polymadic™	325	Delrin	17PM35GM5A**YY	T1PM35GM5A**YY	19PM35GM5A**YY	18PM35GM5A**YY		
				Annular	17PM35GM43**YY	T1PM35GM43**YY	19PM35GM43**YY	18PM35GM43**YY		
		Polyon AL™	350	Annular	17PA35G+43**YY	T1PA35G+43**YY	19PA35G+43**YY	18PA35G+43**YY		L, M
		Disc Wheel	250	Ball	17UN35GLA3**YY	T1UN35GLA3**YY	19UN35GLA3**YY	18UN35GLA3**YY		
		Hard Rubber	300	Plain	17HR35GB82**YY	T1HR35GB82**YY	19HR35GB82**YY	18HR35GB82**YY		
		Polyolefin	350	Plain	17PO35GZ82**YY	T1PO35GZ82**YY	19PO35GZ82**YY	18PO35GZ82**YY		
Sleeve	17PO35GJ90**YY			T1PO35GJ90**YY	19PO35GJ90**YY	18PO35GJ90**YY				
Phenolic	350	Top Hat	17PH35GB99**YY	T1PH35GB99**YY	19PH35GB99**YY	18PH35GB99**YY				
Semi-Steel	350	Plain	17SS35GS82**YY	T1SS35GS82**YY	19SS35GS82**YY	18SS35GS82**YY				
BrimStone™	350	S.S. Top Hat	17GN35GQ97**YY	T1GN35GQ97**YY	19GN35GQ97**YY	18GN35GQ97**YY				
4"	1-1/4"	Yoke and axle/nut				17ZZ40GZ82**YAN	T1ZZ40GZ82**YAN	19ZZ40GZ82**YAN	18ZZ40GZ82**YAN	
		Super-Soft™	120	Annular	17SF40GI43**YY	T1SF40GI43**YY	19SF40GI43**YY	18SF40GI43**YY		
		Soft Rubber	350	Plain	17SR40GB82**YY	T1SR40GB82**YY	19SR40GB82**YY	18SR40GB82**YY		
				Ball	17SR40GB42**YY	T1SR40GB42**YY	19SR40GB42**YY	18SR40GB42**YY		
		Blue Ergo™	350	Roller	17BL40GL4R**YY	T1BL40GL4R**YY	19BL40GL4R**YY	18BL40GL4R**YY		
		Rubber/Alu	250	Annular	17RA40GI43**YY	T1RA40GI43**YY	19RA40GI43**YY	18RA40GI43**YY		
		Nomadic™	300	Delrin	17NM40GI5A**YY	T1NM40GI5A**YY	19NM40GI5A**YY	18NM40GI5A**YY		
				Annular	17NM40GI43**YY	T1NM40GI43**YY	19NM40GI43**YY	18NM40GI43**YY		
		Conductive	250	Precision	17CN40GH44**YY	T1CN40GH44**YY	19CN40GH44**YY	18CN40GH44**YY		
		Thermo-Pro™	250	Precision	17TP40G+44**YY	T1TP40G+44**YY	19TP40G+44**YY	18TP40G+44**YY		A, I
				Sleeve	17TP40G+47**YY	T1TP40G+47**YY	19TP40G+47**YY	18TP40G+47**YY		T, Y
		Element™	320	Annular	17EL40GI43**YY	T1EL40GI43**YY	19EL40GI43**YY	18EL40GI43**YY		
				Ball	17PP40G+42**YY	T1PP40G+42**YY	19PP40G+42**YY	18PP40G+42**YY		K, P, W
		Poly-Pro™	350	Precision	17PP40G+44**YY	T1PP40G+44**YY	19PP40G+44**YY	18PP40G+44**YY		A, D, I, S
				Delrin	17PP40G+47**YY	T1PP40G+47**YY	19PP40G+47**YY	18PP40G+47**YY		
				Sleeve	17PP40G+55**YY	T1PP40G+55**YY	19PP40G+55**YY	18PP40G+55**YY		T, Y
		Polymadic™	350	Delrin	17PM40GM5A**YY	T1PM40GM5A**YY	19PM40GM5A**YY	18PM40GM5A**YY		
				Annular	17PM40GM43**YY	T1PM40GM43**YY	19PM40GM43**YY	18PM40GM43**YY		
		Elite™	350	Ball	17ET40GL42**YY	T1ET40GL42**YY	19ET40GL42**YY	18ET40GL42**YY		
		Ergo-PU	350	Dual Precision	17EU40GOD0**YY	T1EU40GOD0**YY	19EU40GOD0**YY	18EU40GOD0**YY		
		DuraLastomer™	350	Sleeve	17SU40GL90**YY	T1SU40GL90**YY	19SU40GL90**YY	18SU40GL90**YY		
		Polyon AL™	350	Annular	17PA40GL43**YY	T1PA40GL43**YY	19PA40GL43**YY	18PA40GL43**YY		L, M
		Disc Wheel	270	Ball	17UN40GLA3**YY	T1UN40GLA3**YY	19UN40GLA3**YY	18UN40GLA3**YY		
		Hard Rubber	350	Plain	17HR40GB82**YY	T1HR40GB82**YY	19HR40GB82**YY	18HR40GB82**YY		
				Ball	17HR40GB42**YY	T1HR40GB42**YY	19HR40GB42**YY	18HR40GB42**YY		
		Maxrok™	350	Plain	17MA40GB82**YY	T1MA40GB82**YY	19MA40GB82**YY	18MA40GB82**YY		
		Polyolefin	350	Plain	17PO40G+82**YY	T1PO40G+82**YY	19PO40G+82**YY	18PO40G+82**YY		B, Z
				Sleeve	17PO40G+90**YY	T1PO40G+90**YY	19PO40G+90**YY	18PO40G+90**YY		J, Z
				Ball	17PO40GZ42**YY	T1PO40GZ42**YY	19PO40GZ42**YY	18PO40GZ42**YY		
		H.D. Polyolefin	350	Plain	17HP40G+82**YY	T1HP40G+82**YY	19HP40G+82**YY	18HP40G+82**YY		B, E
		Nylon	350	Precision	17NY40GE47**YY	T1NY40GE47**YY	19NY40GE47**YY	18NY40GE47**YY		
				Sleeve	17NY40GE90**YY	T1NY40GE90**YY	19NY40GE90**YY	18NY40GE90**YY		
Phenolic	350	Top Hat	17PH40GB99**YY	T1PH40GB99**YY	19PH40GB99**YY	18PH40GB99**YY				
H.T. Phenolic	250	S.S. Top Hat	17HT40GQ97**YY	T1HT40GQ97**YY	19HT40GQ97**YY	18HT40GQ97**YY				
BrimStone™	350	S.S. Top Hat	17GN40G+97**YY	T1GN40G+97**YY	19GN40G+97**YY	18GN40G+97**YY		Q, B		
SteROLLizer™ AL	300	Sleeve	17BF40GC90**YZ	T1BF40GC90**YZ	19BF40GC90**YZ	18BF40GC90**YZ				
SteROLLizer™ SS	300	Sleeve	17SL40GC90**YY	T1SL40GC90**YY	19SL40GC90**YY	18SL40GC90**YY				
Semi-Steel	350	Plain	17SS40GS82**YY	T1SS40GS82**YY	19SS40GS82**YY	18SS40GS82**YY				
		Sleeve	17SS40GS90**YY	T1SS40GS90**YY	19SS40GS90**YY	18SS40GS90**YY				
Conductive PU	250	Precision	17CU40GH44**YY	T1CU40GH44**YY	19CU40GH44**YY	18CU40GH44**YY				



17/18/19/T1 SERIES • CAPACITY 350

Wheel Dia	Tread Width	Wheel Type	Load Capacity	Bearing Type	Total Lock Caster Part #	Directional Lock Caster Part #	Swivel Caster Part #	Rigid Caster Part #	+ Color
4"	1-1/2"	Polyon™	350	Roller	17PU40H+03**YZ	T1PU40H+03**YZ	19PU40H+03**YZ	18PU40H+03**YZ	G,V
		Polyon AL™	350	Roller	17PA40H+03**YZ	T1PA40H+03**YZ	19PA40H+03**YZ	18PA40H+03**YZ	
		Polyolefin	350	Roller	17PO40HB03**YZ	T1PO40HB03**YZ	19PO40HB03**YZ	18PO40HB03**YZ	B,Q
		Phenolic	350	Sleeve	17PH40HB90**YY	T1PH40HB90**YY	19PH40HB90**YY	18PH40HB90**YY	
				Roller	17PH40HB03**YZ	T1PH40HB03**YZ	19PH40HB03**YZ	18PH40HB03**YZ	
		H.T. Phenolic	350	Sleeve	17HT40HQ90**YY	T1HT40HQ90**YY	19HT40HQ90**YY	18HT40HQ90**YY	
				Roller	17HT40HQ03**YZ	T1HT40HQ03**YZ	19HT40HQ03**YZ	18HT40HQ03**YZ	
		BrimStone™	350	Sleeve	17GN40H+90**YY	T1GN40H+90**YY	19GN40H+90**YY	18GN40H+90**YY	
				Roller	17GN40H+03**YZ	T1GN40H+03**YZ	19GN40H+03**YZ	18GN40H+03**YZ	B,Q
		SteROLLizer™ AL	350	SS Precision	17BH40HC61**YY	T1BH40HC61**YY	19BH40HC61**YY	18BH40HC61**YY	
SteROLLizer™ SS	350	SS Precision	17SL40HC61**YY	T1SL40HC61**YY	19SL40HC61**YY	18SL40HC61**YY			
Epoxy	350	Dual Precision	17OV40HG+4**YZ	T1OV40HG+4**YZ	19OV40HG+4**YZ	18OV40HG+4**YZ			
		Sleeve	17OV40H+90**YZ	T1OV40H+90**YZ	19OV40H+90**YZ	18OV40H+90**YZ	G,Q		
5"	1-1/4"	Yoke and axle/nut			17ZZ50GZ82**YAN	T1ZZ50GZ82**YAN	19ZZ50GZ82**YAN	18ZZ50GZ82**YAN	
		Super-Soft™	125	Annular	17SF50GI43**YY	T1SF50GI43**YY	19SF50GI43**YY	18SF50GI43**YY	
		Soft Rubber	350	Plain	17SR50GB82**YY	T1SR50GB82**YY	19SR50GB82**YY	18SR50GB82**YY	
				Ball	17SR50GB42**YY	T1SR50GB42**YY	19SR50GB42**YY	18SR50GB42**YY	
		Blue- Ergo™	350	Roller	17BL50GL4R**YY	T1BL50GL4R**YY	19BL50GL4R**YY	18BL50GL4R**YY	
		Rubber/Alu	325	Annular	17RA50GI43**YY	T1RA50GI43**YY	19RA50GI43**YY	18RA50GI43**YY	
				Delrin	17NM50G+5A**YY	T1NM50G+5A**YY	19NM50G+5A**YY	18NM50G+5A**YY	
		Nomadic™	325	Annular	17NM50G+43**YY	T1NM50G+43**YY	19NM50G+43**YY	18NM50G+43**YY	
				Precision	17CN50GH44**YY	T1CN50GH44**YY	19CN50GH44**YY	18CN50GH44**YY	I, L
		Conductive	275	Precision	17TP50GI44**YY	T1TP50GI44**YY	19TP50GI44**YY	18TP50GI44**YY	
				Sleeve	17TP50G+47**YY	T1TP50G+47**YY	19TP50G+47**YY	18TP50G+47**YY	T,Y
		Thermo-Pro™	300	Precision	17TP50G+90**YY	T1TP50G+90**YY	19TP50G+90**YY	18TP50G+90**YY	
				Sleeve	17TP50G+90**YY	T1TP50G+90**YY	19TP50G+90**YY	18TP50G+90**YY	
		Element™	350	Annular	17EL50GI43**YY	T1EL50GI43**YY	19EL50GI43**YY	18EL50GI43**YY	
		Poly-Pro™	350	Ball	17PP50G+42**YY	T1PP50G+42**YY	19PP50G+42**YY	18PP50G+42**YY	C,K,P,W
				Precision	17PP50G+44**YY	T1PP50G+44**YY	19PP50G+44**YY	18PP50G+44**YY	A,D,I,S
					17PP50G+47**YY	T1PP50G+47**YY	19PP50G+47**YY	18PP50G+47**YY	T,Y
				Delrin	17PP50G+55**YY	T1PP50G+55**YY	19PP50G+55**YY	18PP50G+55**YY	C,K,P,W
		Sleeve	350	17PP50G+90**YY	T1PP50G+90**YY	19PP50G+90**YY	18PP50G+90**YY	T,Y	
				Delrin	17PM50GM5A**YY	T1PM50GM5A**YY	19PM50GM5A**YY	18PM50GM5A**YY	
		Polymadic™	350	Annular	17PM50GM43**YY	T1PM50GM43**YY	19PM50GM43**YY	18PM50GM43**YY	
		Ergo-PU	350	Dual Precision	17EU50GOD0**YY	T1EU50GOD0**YY	19EU50GOD0**YY	18EU50GOD0**YY	
		DuraLastomer™	350	Sleeve	17SU50GL90**YY	T1SU50GL90**YY	19SU50GL90**YY	18SU50GL90**YY	
		Polyon AL™	350	Annular	17PA50GL43**YY	T1PA50GL43**YY	19PA50GL43**YY	18PA50GL43**YY	
		Disc Wheel	300	Ball	17UN50GLA3**YY	T1UN50GLA3**YY	19UN50GLA3**YY	18UN50GLA3**YY	
		Hard Rubber	350	Plain	17HR50GB82**YY	T1HR50GB82**YY	19HR50GB82**YY	18HR50GB82**YY	
				Ball	17HR50GB42**YY	T1HR50GB42**YY	19HR50GB42**YY	18HR50GB42**YY	
		Maxrok™	350	Plain	17MA50GB82**YY	T1MA50GB82**YY	19MA50GB82**YY	18MA50GB82**YY	
		Polyolefin	350	Plain	17PO50G+82**YY	T1PO50G+82**YY	19PO50G+82**YY	18PO50G+82**YY	B,Z
				Sleeve	17PO50G+90**YY	T1PO50G+90**YY	19PO50G+90**YY	18PO50G+90**YY	J,Z
Ball	17PO50GZ42**YY			T1PO50GZ42**YY	19PO50GZ42**YY	18PO50GZ42**YY			
H.D. Polyolefin	350	Plain	17HP50G+82**YY	T1HP50G+82**YY	19HP50G+82**YY	18HP50G+82**YY	B,E		
Nylon	350	Precision	17NY50GE47**YY	T1NY50GE47**YY	19NY50GE47**YY	18NY50GE47**YY			
		Sleeve	17NY50GE90**YY	T1NY50GE90**YY	19NY50GE90**YY	18NY50GE90**YY			
Phenolic	350	Top Hat	17PH50GB99**YY	T1PH50GB99**YY	19PH50GB99**YY	18PH50GB99**YY			
H.T. Phenolic	300	S.S. Top Hat	17HT50GQ97**YY	T1HT50GQ97**YY	19HT50GQ97**YY	18HT50GQ97**YY			
BrimStone™	350	S.S. Top Hat	17GN50G+97**YY	T1GN50G+97**YY	19GN50G+97**YY	18GN50G+97**YY	Q,B		
Semi-Steel	350	Plain	17SS50GS82**YY	T1SS50GS82**YY	19SS50GS82**YY	18SS50GS82**YY			
		Sleeve	17SS50GS90**YY	T1SS50GS90**YY	19SS50GS90**YY	18SS50GS90**YY			
Conductive PU	250	Precision	17CU50GH44**YY	T1CU50GH44**YY	19CU50GH44**YY	18CU50GH44**YY			
5"	1-3/8"	Neo-Energizer™	350	Ball	17EN50VB42**YY	T1EN50VB42**YY	19EN50VB42**YY	18EN50VB42**YY	
			350	Precision	17EN50VBP2**YY	T1EN50VBP2**YY	19EN50VBP2**YY	18EN50VBP2**YY	
5"	1-1/2"	Polyon™	350	Roller	17PU50H+03**YZ	T1PU50H+03**YZ	19PU50H+03**YZ	18PU50H+03**YZ	G,V
		Polyon AL™	350	Roller	17PA50H+03**YZ	T1PA50H+03**YZ	19PA50H+03**YZ	18PA50H+03**YZ	N,R
		Polyolefin	350	Roller	17PO50HB03**YZ	T1PO50HB03**YZ	19PO50HB03**YZ	18PO50HB03**YZ	
		Phenolic	350	Sleeve	17PH50HB90**YY	T1PH50HB90**YY	19PH50HB90**YY	18PH50HB90**YY	
				Roller	17PH50HB03**YZ	T1PH50HB03**YZ	19PH50HB03**YZ	18PH50HB03**YZ	
		H.T. Phenolic	350	Sleeve	17HT50HQ90**YY	T1HT50HQ90**YY	19HT50HQ90**YY	18HT50HQ90**YY	
				Roller	17HT50HQ03**YZ	T1HT50HQ03**YZ	19HT50HQ03**YZ	18HT50HQ03**YZ	
BrimStone™	350	Sleeve	17GN50HQ90**YY	T1GN50HQ90**YY	19GN50HQ90**YY	18GN50HQ90**YY			
		Roller	17GN50HQ03**YZ	T1GN50HQ03**YZ	19GN50HQ03**YZ	18GN50HQ03**YZ	Q,B		



TM/TG/TR Light Medium Duty - Complete Series - 350LB

- Bright zinc plated as standard, Black electrocoat and Nickel are available as options
- Total lock with metal brake mechanism
- Double ball raceway
- 3/8" Axle and nut

TMAM50GN4S06YY



TMMN50GB4306YY



TMUT50GI8206YY



Size	Code	Overall Height*	Swivel Radius	
			TM	TG
3"	30	4-1/4"	4-1/8"	2-3/4"
4"	40	5-7/32"	4-1/8"	3-3/16"
5"	50	6-11/32"	4-1/8"	3-25/32"

* Reduce overall height 1/8" for stem casters

Plate Code	Overall Size	Bolt Hole Pattern	Mounting Bolt Size
06	2-3/8" x 3-5/8"	1-3/4" x 2-7/8" slotted to 3" With two additional 5/16" holes centered at 3.22" between other two holes, long way	5/16"
11	3-1/8" x 4-1/8"	1-3/4" x 2-15/16" to 2-3/8" x 3-3/8"	3/8"
17	4" x 4-1/2"	2-5/8" x 3-5/8" to 3" x 3"	3/8"

Stem Code	Size	Stem Type	Stem Code	Modular Stem	Stem Type	
86	1" O.D. Pipe Thread	Pipe Adapter	ZZ	1/2" diameter hole	Round Grip Ring	
61	3/8 - 16 x 1	Threaded	92	5/8" x 2-3/16"		
62	3/8" -16 x 1-1/2"	Threaded	93	13/16" x 2-3/16"		
67	1/2" - 13 x 1"	Threaded	85	1" x 2-3/16" dual rings		
68	1/2" - 13 x 1-1/2"	Threaded	82	1-1/8" x 2-3/16" dual rings		
70	1/2" - 13 x 2-3/4"	Threaded	22	1-1/4" x 2-3/16" dual rings		
80	5/8" - 11 x 1-1/4"	Threaded	23	1-3/8" x 2-3/16" dual ring		
81	5/8" - 11 x 1-3/4"	Threaded	48	0.865" x 2-1/4"		
87	3/4" - 10 x 1-3/4"	Threaded	O1	1-1/4" X 4". 7/16" dia. crx drill, 2.5" from bottom		Round
91	7/16" - 1-3/8"	Round Grip Ring	43	9/16" x 2.92", 2 x 5/16" dia. crs drill		Square Stem
95	0.846" x 2-3/16"	Round Grip Ring	55	7/8" x 2" w/ 3 x 5/16" CRX DRL		
41	7/8" x 2-1/4"	Square Grip Ring	Q1	1" x 4" dual rings		
51	3/4" x 2" w/ 3 x 1/4" CRX DRL	Square Stem	33	7/16" -14 x 1-1/2"		
56	7/8" x2" w/ 3 x 5/16" CRX DRL	Square Stem	79	7/16" - 14 x 2-1/4"	Threaded	
Round Expandable Adapter Stem			C8	1/2" - 13 x 3-1/8"		
Stem Code	Expanable Range	Fits Tubing I.D.	C1	1/2" - 13 x 4"		
71	0.720" - 0.851"	3/4"	C2	5/8" - 11 x 4"		
72	0.852" - 0.927"	7/8"	84	3/4" - 10 x 4"		
7B	0.900" - 0.980"	15/16"	C3	3/4" - 10 x 6"		
73	0.928" - 1.029"	1"	S5	3/4" - 10 x 10"		
7A	1.020" - 1.070"	1-1/16"	M1	M10 - 1.5 x 1.5"		
74	1.110" - 1.180"	1-1/8"	M2	M12 - 1.75 x 1-3/4"		
78	1.178" - 1.303"	1-3/16"	M6	M16 - 2 x 1.5"		
75	1.360" - 1.425"	1-3/8"	M7	M20 - 2.5 x 1-3/4"		
76	1.426" - 1.589"	1-1/2"	E1	Additional Adjustable Height 1.750" - 2.375"	With mounting plate 2-3/8" x 3-5/8", with bolt hole pattern 1-3/4" x 2-7/8" to 3"	
77	1.790" - 1.850"	1-7/8"	E2	Additional Adjustable Height 1.875" - 2.500"		
Square Expandable Adapter Stem		Fits Tubing I.D.	E3	Additional Adjustable Height 3.500" - 4.125"		
R1	0.720" - 0.851"	3/4"	E4	Additional Adjustable Height 3.500" - 5.000"		
R2	0.852" - 0.927"	7/8"	F1	Additional Adjustable Height 1.750" - 2.375"		
R3	0.928" - 1.029"	1"	F2	Additional Adjustable Height 1.875" - 2.500"		
R4	1.030" - 1.140"	1-1/8"	F3	Additional Adjustable Height 3.500" - 4.125"		
R5	1.360" - 1.425"	1-3/8"	F4	Additional Adjustable Height 3.500" - 5.000"		
R6	1.426" - 1.589"	1-1/2"	B1	Additional Adjustable Height 1.875" - 3.000"		
R7	1.790" - 1.850"	1-7/8"				
U2	0.852" - 0.927"	7/8"				
U5	1.360" - 1.425"	1-3/8"			Adjustable Stem to fit 1-1/2" ID Round Trubing	



TM/TG/TR SERIES • CAPACITY 350

Wheel Dia	Tread Width	Wheel Type	Load Cap	Bearing Type	Total Lock Caster Part #	Swivel Caster Part #	Rigid Caster Part #	+ Color	
3"	1-1/4"	yoke and axle/nut				TMZZ30GZ82**YAN	TGZZ30GZ82**YAN	TRZZ30GZ82**YAN	
		Super-Soft™	105	Annular	TMSF30GI43**YY	TGSF30GI43**YY	TRSF30GI43**YY		
		Soft Rubber	300	Plain	TMSR30GB82**YY	TGSR30GB82**YY	TRSR30GB82**YY		
		Nomadic™	300	Ball	TMSR30GB42**YY	TGSR30GB42**YY	TRSR30GB42**YY		
				Delrin	TMNM30G+5A**YY	TGNM30G+5A**YY	TRNM30G+5A**YY	I, L	
		Conductive TPR	200	Annular	TMNM30G+43**YY	TGNM30G+43**YY	TRNM30G+43**YY	I, L	
				Precision	TMCN30GH44**YY	TGCN30GH44**YY	TRCN30GH44**YY		
		Conductive SR	250	Ball	TMCT30GB42**YY	TGCT30GB42**YY	TRCT30GB42**YY		
		Thermo-Pro™	210	Precision	TMTP30GI44**YY	TGTP30GI44**YY	TRTP30GI44**YY		
				Sleeve	TMTP30G+47**YY	TGTP30G+47**YY	TRTP30G+47**YY	T, Y	
		Element™	300	Annular	TMEL30GI43**YY	TGEL30GI43**YY	TREL30GI43**YY		
				Ball	TMPP30G+42**YY	TGPP30G+42**YY	TRPP30G+42**YY	K, W	
		Poly-Pro™	300	Precision	TMPP30G+44**YY	TGPP30G+44**YY	TRPP30G+44**YY	A, D, I, K, S	
				Precision	TMPP30G+47**YY	TGPP30G+47**YY	TRPP30G+47**YY	T, Y	
				Delrin	TMPP30G+55**YY	TGPP30G+55**YY	TRPP30G+55**YY	K, W, P	
				Sleeve	TMPP30G+90**YY	TGPP30G+90**YY	TRPP30G+90**YY	T, Y	
		Polymadic™	300	Delrin	TMPM30GM5A**YY	TGPM30GM5A**YY	TRPM30GM5A**YY		
				Annular	TMPM30GM43**YY	TGPM30GM43**YY	TRPM30GM43**YY		
		Elite™	350	Ball	TMET30GL42**YY	TGET30GL42**YY	TRET30GL42**YY		
		Ergo-PU	350	Dual Precision	TMEU30GOD0**YY	TGEU30GOD0**YY	TREU30GOD0**YY		
		DuraLastomer™	300	Sleeve	TMSU30GL90**YY	TGSU30GL90**YY	TRSU30GL90**YY		
		Polygon AL™	350	Annular	TMPA30GL43**YY	TGPA30GL43**YY	TRPA30GL43**YY		
		Hard Rubber	300	Ball	TMHR30GB42**YY	TGHR30GB42**YY	TRHR30GB42**YY		
				Plain	TMHR30GB82**YY	TGHR30GB82**YY	TRHR30GB82**YY		
		GrayRok™	300	Plain	TMRK30GI82**YY	TGRK30GI82**YY	TRRK30GI82**YY		
				Plain	TMPO30G+82**YY	TGPO30G+82**YY	TRPO30G+82**YY	B, Z	
		Polyolefin	300	Sleeve	TMPO30G+90**YY	TGPO30G+90**YY	TRPO30G+90**YY	J, Z	
				Ball	TMPO30GZ42**YY	TGPO30GZ42**YY	TRPO30GZ42**YY		
		H.D. Polyolefin	300	Plain	TMHP30G+82**YY	TGHP30G+82**YY	TRHP30G+82**YY	B, E	
		Nylon	300	Sleeve	TMNY30GE90**YY	TGNY30GE90**YY	TRNY30GE90**YY		
Precision	TMNY30GE47**YY			TGNY30GE47**YY	TRNY30GE47**YY				
BrimStone™	350	S.S. Top Hat	TMGN30G+97**YY	TGGN30G+97**YY	TRGN30G+97**YY	Q, B			
Maxrok™	350	Plain	TMTA30GB82**YY	TGMA30GB82**YY	TRMA30GB82**YY				
Conductive PU	225	Precision	TMCU30GH44**YY	TGCU30GH44**YY	TRCU30GH44**YY				
		Ball	TMEN30VB42**YY	TGEN30VB42**YY	TREN30VB42**YY				
Neo-energizer™	300	Precision	TMEN30VBP2**YY	TGEN30VBP2**YY	TREN30VBP2**YY				
		Precision	TMSX30VIP2**YY	TGSX30VIP2**YY	TRSX30VIP2**YY				
Elastomer	300	Precision	TMSX30VIP2**YY	TGSX30VIP2**YY	TRSX30VIP2**YY				
BrimStone™	350	Sleeve	TMGN30H+90**YY	TGGN30H+90**YY	TRGN30H+90**YY	Q, B			
4"	1-1/4"	yoke and axle/nut				TMZZ40GZ82**YAN	TGZZ40GZ82**YAN	TRZZ40GZ82**YAN	
		Super-Soft™	120	Annular	TMSF40GI43**YY	TGSF40GI43**YY	TRSF40GI43**YY		
		Soft Rubber	350	Plain	TMSR40GB82**YY	TGSR40GB82**YY	TRSR40GB82**YY		
				Ball	TMSR40GB42**YY	TGSR40GB42**YY	TRSR40GB42**YY		
		Blue Ergo™	350	Roller	TMBL40GL4R**YZ	TGBL40GL4R**YZ	TRBL40GL4R**YZ		
		Rubber/Alu	250	Annular	TMRA40GI43**YY	TGRA40GI43**YY	TRRA40GI43**YY		
				Delrin	TMNM40GI5A**YY	TGNM40GI5A**YY	TRNM40GI5A**YY		
		Nomadic™	300	Annular	TMNM40GI43**YY	TGNM40GI43**YY	TRNM40GI43**YY		
				Precision	TMCN40GH44**YY	TGCN40GH44**YY	TRCN40GH44**YY		
		Conductive	250	Precision	TMTP40G+44**YY	TGTP40G+44**YY	TRTP40G+44**YY	A, I	
				Sleeve	TMTP40G+47**YY	TGTP40G+47**YY	TRTP40G+47**YY	T, Y	
		Thermo-Pro™	250	Precision	TMTP40G+44**YY	TGTP40G+44**YY	TRTP40G+44**YY	A, I	
				Sleeve	TMTP40G+90**YY	TGTP40G+90**YY	TRTP40G+90**YY	T, Y	
		Element™	320	Annular	TMEL40GI43**YY	TGEL40GI43**YY	TREL40GI43**YY		
				Ball	TMPP40G+42**YY	TGPP40G+42**YY	TRPP40G+42**YY	W, K, P	
		Poly-Pro™	350	Precision	TMPP40G+44**YY	TGPP40G+44**YY	TRPP40G+44**YY	A, D, I, K, S	
				Precision	TMPP40G+47**YY	TGPP40G+47**YY	TRPP40G+47**YY	T, Y	
				Sleeve	TMPP40G+90**YY	TGPP40G+90**YY	TRPP40G+90**YY	T, Y	
				Delrin	TMPM40GM5A**YY	TGPM40GM5A**YY	TRPM40GM5A**YY		
		Polymadic™	350	Annular	TMPM40GM43**YY	TGPM40GM43**YY	TRPM40GM43**YY		
				Ball	TMET40GL42**YY	TGET40GL42**YY	TRET40GL42**YY		
		Elite™	350	Dual Precision	TMEU40GOD0**YY	TGEU40GOD0**YY	TREU40GOD0**YY		
		Ergo-PU	350	Sleeve	TMSU40GL90**YY	TGSU40GL90**YY	TRSU40GL90**YY		
		DuraLastomer™	350	Sleeve	TMSU40GL90**YY	TGSU40GL90**YY	TRSU40GL90**YY		
		Polygon AL™	350	Annular	TMPA40GL43**YY	TGPA40GL43**YY	TRPA40GL43**YY	L, M	
		Disc Wheel	270	Ball	TMUN40GLA3**YY	TGUN40GLA3**YY	TRUN40GLA3**YY		
		Hard Rubber	350	Plain	TMHR40GB82**YY	TGHR40GB82**YY	TRHR40GB82**YY		
				Ball	TMHR40GB42**YY	TGHR40GB42**YY	TRHR40GB42**YY		
		Polyolefin	350	Plain	TMPO40G+82**YY	TGPO40G+82**YY	TRPO40G+82**YY	B, Z	
				Sleeve	TMPO40G+90**YY	TGPO40G+90**YY	TRPO40G+90**YY	J, Z	
H.D. Polyolefin	350	Ball	TMPO40GZ42**YY	TGPO40GZ42**YY	TRPO40GZ42**YY				
		Plain	TMHP40G+82**YY	TGHP40G+82**YY	TRHP40G+82**YY	B, E			
Nylon	350	Precision	TMNY40GE47**YY	TGNY40GE47**YY	TRNY40GE47**YY				
		Sleeve	TMNY40GE90**YY	TGNY40GE90**YY	TRNY40GE90**YY				
BrimStone™	350	S.S. Top Hat	TMGN40G+97**YY	TGGN40G+97**YY	TRGN40G+97**YY	Q, B			
SteROLLizer™ AL	300	Sleeve	TMBF40GC90**YZ	TGBF40GC90**YZ	TRBF40GC90**YZ				
SteROLLizer™ SS	300	Sleeve	TMSL40GC90**YY	TGSL40GC90**YY	TRSL40GC90**YY				
Conductive PU	250	Precision	TMCU40GH44**YY	TGCU40GH44**YY	TRCU40GH44**YY				



TM/TG/TR SERIES • CAPACITY 350

Wheel Dia	Tread Width	Wheel Type	Load Cap	Bearing Type	Total Lock Caster Part #	Swivel Caster Part #	Rigid Caster Part #	+ Color
4"	1-1/2"	Polyon™	350	Roller	TMPU40H+03**YZ	TGPU40H+03**YZ	TRPU40H+03**YZ	G,V
		Polyon AL™	350	Roller	TMPO40H+03**YZ	TGPO40H+03**YZ	TRPO40H+03**YZ	
		Polyolefin	350	Roller	TMPO40HB03**YZ	TGPO40HB03**YZ	TRPO40HB03**YZ	
		BrimStone™	350	Sleeve	TMGN40H+90**YY	TGGN40H+90**YY	TRGN40H+90**YY	Q,B
				Roller	TMGN40H+03**YY	TGGN40H+03**YY	TRGN40H+03**YY	
		SteROLLizer™ AL	350	SS Precision	TMBH40HC61**YY	TGBH40HC61**YY	TRBH40HC61**YY	
		SteROLLizer™ SS	350	SS Precision	TMSL40HC61**YY	TGSL40HC61**YY	TRSL40HC61**YY	
Epoxy	350	Dual Precision	TMOV40HGP4**YZ	TGOV40HGP4**YZ	TROV40HGP4**YZ			
		Sleeve	TMOV40H+90**YZ	TGOV40H+90**YZ	TROV40H+90**YZ	G,Q		
5"	1-1/4"	yoke and axle/nut			TMZZ50GZ82**YAN	TGZZ50GZ82**YAN	TRZZ50GZ82**YAN	
		Super-Soft™	125	Annular	TMSF50GI43**YY	TGSF50GI43**YY	TRSF50GI43**YY	
		Soft Rubber	350	Plain	TMSR50GB82**YY	TGSR50GB82**YY	TRSR50GB82**YY	
				Ball	TMSR50GB42**YY	TGSR50GB42**YY	TRSR50GB42**YY	
		Blue- Ergo™	350	Roller	TMBL50GL4R**YZ	TGBL50GL4R**YZ	TRBL50GL4R**YZ	
		Rubber/Alu	325	Annular	TMRA50GI43**YY	TGRA50GI43**YY	TRRA50GI43**YY	
		Nomadic™	325	Delrin	TMNM50G+5A**YY	TGNM50G+5A**YY	TRNM50G+5A**YY	I, L
				Annular	TMNM50G+43**YY	TGNM50G+43**YY	TRNM50G+43**YY	
		Conductive	275	Precision	TMCN50GH44**YY	TGCN50GH44**YY	TRCN50GH44**YY	
		Thermo-Pro™	300	Precision	TMTP50GI44**YY	TGTP50GI44**YY	TRTP50GI44**YY	T,Y
					TMTP50G+47**YY	TGTP50G+47**YY	TRTP50G+47**YY	
				Sleeve	TMTP50G+90**YY	TGTP50G+90**YY	TRTP50G+90**YY	
		Element™	350	Annular	TMEL50GI43**YY	TGEL50GI43**YY	TREL50GI43**YY	
		Poly-Pro™	350	Ball	TMPP50G+42**YY	TGPP50G+42**YY	TRPP50G+42**YY	C,K,P,W
				Precision	TMPP50G+44**YY	TGPP50G+44**YY	TRPP50G+44**YY	I,A,D,S
					TMPP50G+47**YY	TGPP50G+47**YY	TRPP50G+47**YY	T,Y
				Delrin	TMPP50G+55**YY	TGPP50G+55**YY	TRPP50G+55**YY	C,K,P,W
				Sleeve	TMPP50G+90**YY	TGPP50G+90**YY	TRPP50G+90**YY	T,Y
		Polymadic™	350	Delrin	TMPM50GM5A**YY	TGPM50GM5A**YY	TRPM50GM5A**YY	
				Annular	TMPM50GM43**YY	TGPM50GM43**YY	TRPM50GM43**YY	
		Ergo-PU	350	Dual Precision	TMEU50GOD0**YY	TGEU50GOD0**YY	TREU50GOD0**YY	
		DuraLastomer™	350	Sleeve	TMSU50GL90**YY	TGSU50GL90**YY	TRSU50GL90**YY	
		Polyon AL™	350	Annular	TMPA50GL43**YY	TGPA50GL43**YY	TRPA50GL43**YY	
		Disc Wheel	300	Ball	TMUN50GLA3**YY	TGUN50GLA3**YY	TRUN50GLA3**YY	
		Hard Rubber	350	Plain	TMHR50GB82**YY	TGHR50GB82**YY	TRHR50GB82**YY	
				Ball	TMHR50GB42**YY	TGHR50GB42**YY	TRHR50GB42**YY	
		Polyolefin	350	Plain	TMPO50G+82**YY	TGPO50G+82**YY	TRPO50G+82**YY	B,Z
				Sleeve	TMPO50G+90**YY	TGPO50G+90**YY	TRPO50G+90**YY	J,Z
				Ball	TMPO50GZ42**YY	TGPO50GZ42**YY	TRPO50GZ42**YY	
		H.D. Polyolefin	350	Plain	TMHP50G+82**YY	TGHP50G+82**YY	TRHP50G+82**YY	B,E
		Nylon	350	Precision	TMNY50GE47**YY	TGNY50GE47**YY	TRNY50GE47**YY	
				Sleeve	TMNY50GE90**YY	TGNY50GE90**YY	TRNY50GE90**YY	
BrimStone™	350	S.S. Top Hat	TMGN50G+97**YY	TGGN50G+97**YY	TRGN50G+97**YY	Q,B		
Conductive PU	250	Precision	TMCU50GH44**YY	TGCU50GH44**YY	TRCU50GH44**YY			
5"	1-3/8"	Neo-energizer™	350	Ball	TMEN50VB42**YY	TGEN50VB42**YY	TREN50VB42**YY	
			350	Precision	TMEN50VBP2**YY	TGEN50VBP2**YY	TREN50VBP2**YY	
5"	1-1/2"	Polyon™	350	Roller	TMPU50H+03**YZ	TGPU50H+03**YZ	TRPU50H+03**YZ	G,V
		Polyon AL™	350	Roller	TMPA50H+03**YZ	TGPA50H+03**YZ	TRPA50H+03**YZ	N,R
		Polyolefin	350	Roller	TMPO50HB03**YZ	TGPO50HB03**YZ	TRPO50HB03**YZ	
		BrimStone™	350	Sleeve	TMGN50HQ90**YY	TGGN50HQ90**YY	TRGN50HQ90**YY	Q,B
Roller	TMGN50HQ03**YZ			TGGN50HQ03**YZ	TRGN50HQ03**YZ			



TH/SH/RH - 350 LB

- Featuring 1-1/4" wide light medium duty complete series of Total Lock and matching Swivel and Rigid
- Bright Zinc plated as standard, Black Electrocoat and Nickel are available as options
- #SH Matching Swivel, with Top Lock Brake Option
- Double ball raceway swivel
- #RH Matching Rigid
- 3/8" Axle and nut
- #TH Total Lock
- NSF Listed

THNM50GI4306YY



SHPP50GP4706YY



RHBL50GL4306YY



TH/SH/RH • CAPACITY 350 LB

Plate Code	Overall Size	Bolt Hole Pattern	Mounting Bolt Size		
06	2-3/8" x 3-5/8"	1-3/4" x 2-7/8" slotted to 3" <i>With two additional 5/16" holes centered at 3.22" between other two holes, long way</i>	5/16"		
10	85mm x 95mm	60mm x 80mm	5/16"		
11	3-1/8" x 4-1/8"	1-3/4" x 2-15/16" to 2-3/8" x 3-3/8"	3/8"		
Stem Code	Size	Stem Type	Stem Code	Modular Stem	Stem Type
68	1/2" - 13 x 1-1/2"	Threaded	ZZ	1/2" diameter	Hollow
70	1/2" - 13 x 2-3/4"	Threaded	91	7/16" - 1-3/8"	Round Grip Ring
Round Expandable Adapter Stem			92	5/8" x 2-3/16"	
Stem Code	Expandable Range	Fits Tubing I.D.	93	13/16" x 2-3/16"	
71	0.720" - 0.851"	3/4"	95	0.846" x 2-3/16"	
72	0.852" - 0.927"	7/8"	85	1" x 2-3/16" dual rings	
7B	0.900" - 0.980"	15/16"	82	1-1/8" x 2-3/16" dual rings	
73	0.928" - 1.029"	1"	22	1-1/4" x 2-3/16" dual rings	
7A	1.020" - 1.110"	1-1/16"	23	1-3/8" x 2-3/16" dual ring	
74	1.110" - 1.180"	1-1/8"	48	0.865" x 2-1/2"	
78	1.178" - 1.303"	1-3/16"	O1	1-1/4" X 4". 7/16" dia. crx drill, 2.5" from bottom	
75	1.360" - 1.425"	1-3/8"	43	9/16" x 2-15/16", 2 x 5/16" dia. crs drill	Square Stem
76	1.426" - 1.589"	1-1/2"	51	3/4" x 2" w/ 3 x 1/4" CRX DRL	
77	1.790" - 1.850"	1-7/8"	55	7/8" x 2" w/ 3 x 5/16" CRX DRL	
Square Expandable Adapter Stem			56	7/8" x 2" w/ 3 x 5/16" CRX DRL	
R1	0.720" - 0.851"	3/4"	Q1	1" x 4" dual rings	
R2	0.852" - 0.927"	7/8"	41	7/8" x 2-1/4" with grip ring	Square Grip Ring
R3	0.928" - 1.029"	1"	33	7/16" -14 x 1-1/2"	Threaded
R4	1.030" - 1.140"	1-1/8"	62	3/8"-16 x 1-1/2"	
R5	1.360" - 1.425"	1-3/8"	79	7/16" - 14 x 2-1/4"	
R6	1.426" - 1.589"	1-1/2"	C8	1/2" - 13 x 3-1/8"	
R7	1.790" - 1.850"	1-7/8"	C1	1/2" - 13 x 4"	
U2	0.852" - 0.927"	7/8"	80	5/8" - 11 x 1-1/4"	
U5	1.360" - 1.425"	1-3/8"	81	5/8" - 11 x 1-3/4"	
			C2	5/8" - 11 x 4"	
			87	3/4" - 10 x 1-3/4"	
			84	3/4" - 10 x 4"	
			C3	3/4" - 10 x 6"	
			S5	3/4" - 10 x 10"	
			M1	M10 - 1.5 x 1-1/2"	Metric Threaded
			M2	M12 - 1.75 x 1-3/4"	
			M6	M16 - 2 x 1-1/2"	
			M7	M20 - 2.5 x 1-3/4"	
			E1	Additional Adjustable Height 1.750" - 2.375"	With mounting plate 2-3/8" x 3-5/8", with bolt hole pattern 1-3/4" x 2-7/8" to 3"
			E2	Additional Adjustable Height 1.875" - 2.500"	
			E3	Additional Adjustable Height 3.500" - 4.125"	
			E4	Additional Adjustable Height 3.500" - 5.000"	
			F1	Additional Adjustable Height 1.750" - 2.375"	With mounting plate 3-1/2" x 3-1/2", with bolt hole pattern 2-3/4" - 2-5/8" to 2-5/8" - 2-3/4"
			F2	Additional Adjustable Height 1.875" - 2.500"	
			F3	Additional Adjustable Height 3.500" - 4.125"	
			F4	Additional Adjustable Height 3.500" - 5.000"	
			B1	Additional Adjustable Height 1.875" - 3.000"	Adjustable Stem to fit 1-1/2" ID Round Trubing



Caster Overall Height & Swivel Radius				
Size	Code	Overall Height*	Swivel Radius	
			SH	TH
3"	30	4-1/8"	3"	4-5/8"
3.5"	35	4-11/16"	3-1/4"	4-1/2"
4"	40	5-1/16"	3-13/32"	
5"	50	6-1/4"	4"	
6"	60	7-1/8"	4-15/32"	
6"	61	7-1/4"	4-1/8"	

*Reduce overall height 1/8" for stem casters

Wheel Dia	Tread Width	Wheel Type	Load Capacity	Bearing Type	Total Lock Caster Part #	Swivel Caster Part #	Rigid Caster Part #	+ Color	
3"	1-1/4"	Yoke and axle/nut			THZZ30GZ82**YAN	SHZZ30GZ82**YAN	RHZZ30GZ82**YAN		
		Super-Soft™	105	Annular	THSF30GI43**YY	SHSF30GI43**YY	RHSF30GI43**YY		
		Soft Rubber	300	Plain	THSR30GB82**YY	SHSR30GB82**YY	RHSR30GB82**YY		
				Ball	THSR30GB42**YY	SHSR30GB42**YY	RHSR30GB42**YY		
		Nomadic™	300	Delrin	THNM30G+5A**YY	SHNM30G+5A**YY	RHNM30G+5A**YY	I, L	
				Annular	THNM30G+43**YY	SHNM30G+43**YY	RHNM30G+43**YY		
		Conductive TPR	200	Precision	THCN30GH44**YY	SHCN30GH44**YY	RHCN30GH44**YY		
		Conductive SR	250	Ball	THCT30GB42**YY	SHCT30GB42**YY	RHCT30GB42**YY		
		Thermo-Pro™	210	Precision	THTP30GI44**YY	SHTP30GI44**YY	RHTP30GI44**YY	T, Y	
				Sleeve	THTP30G+47**YY	SHTP30G+47**YY	RHTP30G+47**YY		
		Element™	300	Annular	THEL30GI43**YY	SHEL30GI43**YY	RHEL30GI43**YY		
				Ball	THPP30G+42**YY	SHPP30G+42**YY	RHPP30G+42**YY	K, P, W	
		Poly-Pro™	300	Precision	THPP30G+44**YY	SHPP30G+44**YY	RHPP30G+44**YY	A, D, I, S	
				Delrin	THPP30G+47**YY	SHPP30G+47**YY	RHPP30G+47**YY	T, Y	
				Sleeve	THPP30G+55**YY	SHPP30G+55**YY	RHPP30G+55**YY	K, P, W	
		Polymadic™	300	Delrin	THPM30GM5A**YY	SHPM30GM5A**YY	RHPM30GM5A**YY		
				Annular	THPM30GM43**YY	SHPM30GM43**YY	RHPM30GM43**YY		
		Elite™	350	Ball	THET30GL42**YY	SHET30GL42**YY	RHET30GL42**YY		
		Ergo-PU	350	Dual Precision	THEU30GOD0**YY	SHEU30GOD0**YY	RHEU30GOD0**YY		
		DuraLastomer™	300	Sleeve	THSU30GL90**YY	SHSU30GL90**YY	RHSU30GL90**YY		
		Polygon AL™	350	Annular	THPA30GL43**YY	SHPA30GL43**YY	RHPA30GL43**YY		
		Hard Rubber	300	Ball	THHR30GB42**YY	SHHR30GB42**YY	RHHR30GB42**YY		
				Plain	THHR30GB82**YY	SHHR30GB82**YY	RHHR30GB82**YY		
		GrayRok™	300	Plain	THRK30GI82**YY	SHRK30GI82**YY	RHRK30GI82**YY		
				250	Plain	THPO30G+82**YY	SHPO30G+82**YY	RHPO30G+82**YY	B, Z
				300	Sleeve	THPO30G+90**YY	SHPO30G+90**YY	RHPO30G+90**YY	J, Z
		H.D. Polyolefin	300	Ball	THPO30GZ42**YY	SHPO30GZ42**YY	RHPO30GZ42**YY		
				Plain	THHP30G+82**YY	SHHP30G+82**YY	RHHP30G+82**YY	B, E	
		Nylon	300	Sleeve	THNY30GE90**YY	SHNY30GE90**YY	RHNY30GE90**YY		
				Precision	THNY30GE47**YY	SHNY30GE47**YY	RHNY30GE47**YY		
		Phenolic	300	Top Hat	THPH30GB99**YY	SHPH30GB99**YY	RHPH30GB99**YY		
		H.T. Phenolic	200	S.S. Top Hat	THHT30GQ97**YY	SHHT30GQ97**YY	RHHT30GQ97**YY		
		BrimStone™	350	S.S. Top Hat	THGN30G+97**YY	SHGN30G+97**YY	RHGN30G+97**YY	Q, B	
		Semi-Steel	350	Plain	THSS30GS82**YY	SHSS30GS82**YY	RHSS30GS82**YY		
				Sleeve	THSS30GS90**YY	SHSS30GS90**YY	RHSS30GS90**YY		
Sintered Iron	350	Plain	THSI30GS82**YY	SHSI30GS82**YY	RHSI30GS82**YY				
V-Groove	350	Plain	THVG30GT82**YY	SHVG30GT82**YY	RHVG30GT82**YY				
Maxrok™	350	Plain	THMA30GB82**YY	SHMA30GB82**YY	RHMA30GB82**YY				
Conductive PU	225	Precision	THCU30GH44**YY	SHCU30GH44**YY	RHCU30GH44**YY				
3"	1-3/8"	Neo-Energizer™	300	Ball	THEN30VB42**YY	SHEN30VB42**YY	RHEN30VB42**YY		
				Precision	THEN30VBP2**YY	SHEN30VBP2**YY	RHEN30VBP2**YY		
		Elastomer	300	Precision	THSX30VIP2**YY	SHSX30VIP2**YY	RHSX30VIP2**YY		
3"	1-1/2"	Phenolic	350	Sleeve	THPH30HB90**YY	SHPH30HB90**YY	RHPH30HB90**YY		
				Roller	THPH30HB03**YZ	SHPH30HB03**YZ	RHPH30HB03**YZ		
		BrimStone™	350	Sleeve	THGN30H+90**YY	SHGN30H+90**YY	RHGN30H+90**YY	Q, B	



TH/SH/RH • CAPACITY 350 LB

Wheel Dia	Tread Width	Wheel Type	Load Capacity	Bearing Type	Total Lock Caster Part #	Swivel Caster Part #	Rigid Caster Part #	+ Color	
3-1/2"	1-1/4"	Yoke and axle/nut				THZZ35GZ82**YAN	SHZZ35GZ82**YAN	RHZZ35GZ82**YAN	
		Super-Soft™	110	Annular	THSF35GI43**YY	SHSF35GI43**YY	RHSF35GI43**YY		
		Soft Rubber	300	Plain	THSR35GB82**YY	SHSR35GB82**YY	RHSR35GB82**YY		
		Rubber/Alu	300	Annular	THRA35GI43**YY	SHRA35GI43**YY	RHRA35GI43**YY		
		Nomadic™	300	Delrin	THNM35G+5A**YY	SHNM35G+5A**YY	RHNM35G+5A**YY	I, L	
				Annular	THNM35G+43**YY	SHNM35G+43**YY	RHNM35G+43**YY		
		Thermo-Pro™	230	Precision	THTP35GI44**YY	SHTP35GI44**YY	RHTP35GI44**YY	T, Y	
					THTP35G+47**YY	SHTP35G+47**YY	RHTP35G+47**YY		
		Element™	300	Annular	THEL35GI43**YY	SHEL35GI43**YY	RHEL35GI43**YY		
				Ball	THPP35G+42**YY	SHPP35G+42**YY	RHPP35G+42**YY	K, P, W	
		Poly-Pro™	300	Precision	THPP35G+44**YY	SHPP35G+44**YY	RHPP35G+44**YY	A, D, I, S	
					THPP35G+47**YY	SHPP35G+47**YY	RHPP35G+47**YY	T, Y	
				Delrin	THPP35G+55**YY	SHPP35G+55**YY	RHPP35G+55**YY	K, P, W	
				Sleeve	THPP35G+90**YY	SHPP35G+90**YY	RHPP35G+90**YY	T, Y	
		Polymadic™	325	Delrin	THPM35GM5A**YY	SHPM35GM5A**YY	RHPM35GM5A**YY		
				Annular	THPM35GM43**YY	SHPM35GM43**YY	RHPM35GM43**YY		
		Polygon AL™	350	Annular	THPA35G+43**YY	SHPA35G+43**YY	RHPA35G+43**YY	L, M	
		Disc Wheel	250	Ball	THUN35GLA3**YY	SHUN35GLA3**YY	RHUN35GLA3**YY		
		Hard Rubber	300	Plain	THHR35GB82**YY	SHHR35GB82**YY	RHHR35GB82**YY		
		Polyolefin	350	Plain	THPO35GZ82**YY	SHPO35GZ82**YY	RHPO35GZ82**YY		
Sleeve	THPO35GJ90**YY			SHPO35GJ90**YY	RHPO35GJ90**YY				
Phenolic	350	Top Hat	THPH35GB99**YY	SHPH35GB99**YY	RHPH35GB99**YY				
Semi-Steel	350	Plain	THSS35GS82**YY	SHSS35GS82**YY	RHSS35GS82**YY				
BrimStone™	350	S.S. Top Hat	THGN35GQ97**YY	SHGN35GQ97**YY	RHGN35GQ97**YY				
4"	1-1/4"	yoke and axle/nut				THZZ40GZ82**YAN	SHZZ40GZ82**YAN	RHZZ40GZ82**YAN	
		Super-Soft™	120	Annular	THSF40GI43**YY	SHSF40GI43**YY	RHSF40GI43**YY		
		Soft Rubber	350	Plain	THSR40GB82**YY	SHSR40GB82**YY	RHSR40GB82**YY		
			350	Ball	THSR40GB42**YY	SHSR40GB42**YY	RHSR40GB42**YY		
		Blue Ergo™	350	Roller	THBL40GL4R**YY	SHBL40GL4R**YY	RHBL40GL4R**YY		
		Rubber/Alu	250	Annular	THRA40GI43**YY	SHRA40GI43**YY	RHRA40GI43**YY		
		Nomadic™	300	Delrin	THNM40G+5A**YY	SHNM40G+5A**YY	RHNM40G+5A**YY	I, L	
				Annular	THNM40G+43**YY	SHNM40G+43**YY	RHNM40G+43**YY		
		Conductive	250	Precision	THCN40GH44**YY	SHCN40GH44**YY	RHCN40GH44**YY		
				Sleeve	THTP40G+44**YY	SHTP40G+44**YY	RHTP40G+44**YY	A, I	
		Thermo-Pro™	250	Precision	THTP40G+47**YY	SHTP40G+47**YY	RHTP40G+47**YY	T, Y	
					THTP40G+90**YY	SHTP40G+90**YY	RHTP40G+90**YY		
		Element™	320	Annular	THEL40GI43**YY	SHEL40GI43**YY	RHEL40GI43**YY		
				Ball	THPP40G+42**YY	SHPP40G+42**YY	RHPP40G+42**YY	K, P, W	
		Poly-Pro™	350	Precision	THPP40G+44**YY	SHPP40G+44**YY	RHPP40G+44**YY	A, D, I, S	
					THPP40G+47**YY	SHPP40G+47**YY	RHPP40G+47**YY	T, Y	
				THPP40G+55**YY	SHPP40G+55**YY	RHPP40G+55**YY			
				Sleeve	THPP40G+90**YY	SHPP40G+90**YY	RHPP40G+90**YY		
		Polymadic™	350	Delrin	THPM40GM5A**YY	SHPM40GM5A**YY	RHPM40GM5A**YY		
				Annular	THPM40GM43**YY	SHPM40GM43**YY	RHPM40GM43**YY		
		Elite™	350	Ball	THET40GL42**YY	SHET40GL42**YY	RHET40GL42**YY		
		Ergo-PU	350	Dual Precision	THEU40GOD0**YY	SHEU40GOD0**YY	RHEU40GOD0**YY		
		DuraLastomer™	350	Sleeve	THSU40GL90**YY	SHSU40GL90**YY	RHSU40GL90**YY		
		Polygon AL™	350	Annular	THPA40GL43**YY	SHPA40GL43**YY	RHPA40GL43**YY	L, M	
		Disc Wheel	270	Ball	THUN40GLA3**YY	SHUN40GLA3**YY	RHUN40GLA3**YY		
		Hard Rubber	350	Plain	THHR40GB82**YY	SHHR40GB82**YY	RHHR40GB82**YY		
				Ball	THHR40GB42**YY	SHHR40GB42**YY	RHHR40GB42**YY		
		Maxrok™	350	Plain	THRK40GI82**YY	SHRK40GI82**YY	RHRK40GI82**YY		
				Plain	THPO40G+82**YY	SHPO40G+82**YY	RHPO40G+82**YY	B, Z	
		Polyolefin	350	Sleeve	THPO40G+90**YY	SHPO40G+90**YY	RHPO40G+90**YY	J, Z	
				Ball	THPO40GZ42**YY	SHPO40GZ42**YY	RHPO40GZ42**YY		
		H.D. Polyolefin	350	Plain	THHP40G+82**YY	SHHP40G+82**YY	RHHP40G+82**YY	B, E	
		Nylon	350	Precision	THNY40GE47**YY	SHNY40GE47**YY	RHNY40GE47**YY		
				Sleeve	THNY40GE90**YY	SHNY40GE90**YY	RHNY40GE90**YY		
Phenolic	350	Top Hat	THPH40GB99**YY	SHPH40GB99**YY	RHPH40GB99**YY				
H.T. Phenolic	250	S.S. Top Hat	THHT40GQ97**YY	SHHT40GQ97**YY	RHHT40GQ97**YY				
BrimStone™	350	S.S. Top Hat	THGN40G+97**YY	SHGN40G+97**YY	RHGN40G+97**YY	Q, B			
SteROLLizer™ AL	300	Sleeve	THBF40GC90**YZ	SHBF40GC90**YZ	RHBF40GC90**YZ				
SteROLLizer™ SS	300	Sleeve	THSL40GC90**YY	SHSL40GC90**YY	RHSL40GC90**YY				
Semi-Steel	350	Plain	THSS40GS82**YY	SHSS40GS82**YY	RHSS40GS82**YY				
		Sleeve	THSS40GS90**YY	SHSS40GS90**YY	RHSS40GS90**YY				
Conductive PU	250	Precision	THCU40GH44**YY	SHCU40GH44**YY	RHCU40GH44**YY				



Wheel Dia	Tread Width	Wheel Type	Load Capacity	Bearing Type	Total Lock Caster Part #	Swivel Caster Part #	Rigid Caster Part #	+ Color
4"	1-1/2"	Polyon™	350	Roller	THPU40H+03**YZ	SHPU40H+03**YZ	RHPU40H+03**YZ	G,V
		Polyon AL™	350	Roller	THPA40H+03**YZ	SHPA40H+03**YZ	RHPA40H+03**YZ	
		Polyolefin	350	Roller	THPO40HB03**YZ	SHPO40HB03**YZ	RHPO40HB03**YZ	
		Phenolic	350	Sleeve	THPH40HB90**YY	SHPH40HB90**YY	RHPH40HB90**YY	
				Roller	THPH40HB03**YZ	SHPH40HB03**YZ	RHPH40HB03**YZ	
		H.T. Phenolic	350	Sleeve	THHT40HQ90**YY	SHHT40HQ90**YY	RHHT40HQ90**YY	
				Roller	THHT40HQ03**YZ	SHHT40HQ03**YZ	RHHT40HQ03**YZ	
		BrimStone™	350	Sleeve	THGN40H+90**YY	SHGN40H+90**YY	RHGN40H+90**YY	Q,B
				Roller	THGN40H+03**YZ	SHGN40H+03**YZ	RHGN40H+03**YZ	
		SteROLLizer™ AL	350	SS Precision	THBH40HC61**YY	SHBH40HC61**YY	RHBH40HC61**YY	
SteROLLizer™ SS	350	SS Precision	THSL40HC61**YY	SHSL40HC61**YY	RHSL40HC61**YY			
Epoxy	350	Dual Precision	THOV40HGP4**YZ	SHOV40HGP4**YZ	RHOV40HGP4**YZ			
		Sleeve	THOV40H+90**YY	SHOV40H+90**YY	RHOV40H+90**YY	G,Q		
5"	1-1/4"	yoke and axle/nut			THZZ50GZ82**YAN	SHZZ50GZ82**YAN	RHZZ50GZ82**YAN	
		Super-Soft™	125	Annular	THSF50GI43**YY	SHSF50GI43**YY	RHSF50GI43**YY	
		Soft Rubber	350	Plain	THSR50GB82**YY	SHSR50GB82**YY	RHSR50GB82**YY	
				Ball	THSR50GB42**YY	SHSR50GB42**YY	RHSR50GB42**YY	
		Blue- Ergo™	350	Roller	THBL50GL4R**YY	SHBL50GL4R**YY	RHBL50GL4R**YY	
		Rubber/Alu	325	Annular	THRA50GI43**YY	SHRA50GI43**YY	RHRA50GI43**YY	
		Nomadic™	325	Delrin	THNM50G+5A**YY	SHNM50G+5A**YY	RHNM50G+5A**YY	I, L
				Annular	THNM50G+43**YY	SHNM50G+43**YY	RHNM50G+43**YY	
		Conductive	275	Precision	THCN50GH44**YY	SHCN50GH44**YY	RHCN50GH44**YY	
		Thermo-Pro™	300	Precision	THTP50GI44**YY	SHTP50GI44**YY	RHTP50GI44**YY	
				Sleeve	THTP50G+47**YY	SHTP50G+47**YY	RHTP50G+47**YY	T,Y
		Element™	350	Annular	THEL50GI43**YY	SHEL50GI43**YY	RHEL50GI43**YY	
				Ball	THPP50G+42**YY	SHPP50G+42**YY	RHPP50G+42**YY	C,K,P,W
		Poly-Pro™	350	Precision	THPP50G+44**YY	SHPP50G+44**YY	RHPP50G+44**YY	I,A,D,S
				THPP50G+47**YY	SHPP50G+47**YY	RHPP50G+47**YY	T,Y	
				Delrin	THPP50G+55**YY	SHPP50G+55**YY	RHPP50G+55**YY	C,K,P,W
				Sleeve	THPP50G+90**YY	SHPP50G+90**YY	RHPP50G+90**YY	T,Y
		Polymadic™	350	Delrin	THPM50GM5A**YY	SHPM50GM5A**YY	RHPM50GM5A**YY	
				Annular	THPM50GM43**YY	SHPM50GM43**YY	RHPM50GM43**YY	
		Ergo-PU	350	Dual Precision	THEU50GOD0**YY	SHEU50GOD0**YY	RHEU50GOD0**YY	
		DuraLastomer™	350	Sleeve	THSU50GL90**YY	SHSU50GL90**YY	RHSU50GL90**YY	
		Polyon AL™	350	Annular	THPA50GL43**YY	SHPA50GL43**YY	RHPA50GL43**YY	
		Disc Wheel	300	Ball	THUN50GLA3**YY	SHUN50GLA3**YY	RHUN50GLA3**YY	
		Hard Rubber	350	Plain	THHR50GB82**YY	SHHR50GB82**YY	RHHR50GB82**YY	
				Ball	THHR50GB42**YY	SHHR50GB42**YY	RHHR50GB42**YY	
		Polyolefin	350	Plain	THPO50G+82**YY	SHPO50G+82**YY	RHPO50G+82**YY	B,Z
				Sleeve	THPO50G+90**YY	SHPO50G+90**YY	RHPO50G+90**YY	J,Z
				Ball	THPO50GZ42**YY	SHPO50GZ42**YY	RHPO50GZ42**YY	
		H.D. Polyolefin	350	Plain	THHP50G+82**YY	SHHP50G+82**YY	RHHP50G+82**YY	B,E
		Nylon	350	Precision	THNY50GE47**YY	SHNY50GE47**YY	RHNY50GE47**YY	
				Sleeve	THNY50GE90**YY	SHNY50GE90**YY	RHNY50GE90**YY	
		Phenolic	350	Top Hat	THPH50GB99**YY	SHPH50GB99**YY	RHPH50GB99**YY	
		H.T. Phenolic	300	S.S. Top Hat	THHT50GQ97**YY	SHHT50GQ97**YY	RHHT50GQ97**YY	
BrimStone™	350	S.S. Top Hat	THGN50G+97**YY	SHGN50G+97**YY	RHGN50G+97**YY	Q,B		
Semi-Steel	350	Plain	THSS50GS82**YY	SHSS50GS82**YY	RHSS50GS82**YY			
		Sleeve	THSS50GS90**YY	SHSS50GS90**YY	RHSS50GS90**YY			
Conductive PU	250	Precision	THCU50GH44**YY	SHCU50GH44**YY	RHCU50GH44**YY			
5"	1-3/8"	Neo-Energizer™	350	Ball	THEN50VB42**YY	SHEN50VB42**YY	RHEN50VB42**YY	
			350	Precision	THEN50VBP2**YY	SHEN50VBP2**YY	RHEN50VBP2**YY	
5"	1-1/2"	Polyon™	350	Roller	THPU50H+03**YZ	SHPU50H+03**YZ	RHPU50H+03**YZ	G,V
		Polyon AL™	350	Roller	THPA50H+03**YZ	SHPA50H+03**YZ	RHPA50H+03**YZ	N,R
		Polyolefin	350	Roller	THPO50HB03**YZ	SHPO50HB03**YZ	RHPO50HB03**YZ	
		Phenolic	350	Sleeve	THPH50HB90**YY	SHPH50HB90**YY	RHPH50HB90**YY	
				Roller	THPH50HB03**YZ	SHPH50HB03**YZ	RHPH50HB03**YZ	
		H.T. Phenolic	350	Sleeve	THHT50HQ90**YY	SHHT50HQ90**YY	RHHT50HQ90**YY	
				Roller	THHT50HQ03**YZ	SHHT50HQ03**YZ	RHHT50HQ03**YZ	
		BrimStone™	350	Sleeve	THGN50HQ90**YY	SHGN50HQ90**YY	RHGN50HQ90**YY	Q,B
Roller	THGN50HQ03**YZ			SHGN50HQ03**YZ	RHGN50HQ03**YZ			



BK/BR Light Medium Duty - Complete Series - 350LB

- Featuring 1-1/4" wide light medium duty complete series of swivel, rigid and total lock caster
- Bright zinc plated as standard, Black Electrocoat and Nickel are available as options
- Matching overall height of standard #13 series.
- Double ball raceway swivel
- 3/8" Axle and nut
- NSF Listed



BK/RK SERIES • CAPACITY 350

Plate Code	Overall Size	Bolt Hole Pattern	Mounting Bolt Size	Swivel Radius and Overall Height		
06	2-3/8" x 3-5/8"	1-3/4" x 2-7/8" slotted to 3"	5/16"	Wheel Dia.	Overall Height	Swivel Radius
		With two additional 5/16" holes centered at 3.22" between other two holes, long way		3"	4-1/8"	4-1/4"
				4"	5-1/8"	4-1/4"
11	3-1/8" x 4-1/8"	1-3/4" x 2-15/16" to 2-3/8" x 3-3/8"	3/8"	5"	6-1/8"	4-1/4"
Stem Code	Size	Stem Type	Modular Stem			
68	1/2" - 13 x 1-1/2"	Threaded	ZZ	1/2" diameter hole		Hollow Kingpin
70	1/2" - 13 x 2-3/4"	Threaded	91	7/16" - 1-3/8"		Round Grip Ring
Round Expandable Adapter Stem			92	5/8" x 2-3/16"		
Stem Code	Expandable Range	Fits Tubing I.D.	93	13/16" x 2-3/16"		
71	0.720" - 0.851"	3/4"	95	0.846" x 2-3/16"		
72	0.852" - 0.927"	7/8"	85	1" x 2-3/16" dual rings		
7B	0.900" - 0.980"	15/16"	82	1-1/8" x 2-3/16" dual rings		
73	0.928" - 1.029"	1"	22	1-1/4" x 2-3/16" dual rings		
7A	1.020" - 1.110"	1-1/16"	23	1-3/8" x 2-3/16" dual rings		
74	1.110" - 1.180"	1-1/8"	48	0.865" x 2-1/2"		Round
78	1.178" - 1.303"	1-3/16"	O1	1-1/4" X 4". 7/16" dia. crx drill, 2.5" from bottom		Square Stem
75	1.360" - 1.425"	1-3/8"	43	9/16" x 2-15/16", 2 x 5/16" dia. crx drill		
76	1.426" - 1.589"	1-1/2"	51	3/4" x 2" w/ 3 x 1/4" CRX DRL		
77	1.790" - 1.850"	1-7/8"	55	7/8" x 2" w/ 3 x 5/16" CRX DRL		
Square Expandable Adapter Stem	Fits Tubing I.D.	56	7/8" x 2" w/ 3 x 5/16" CRX DRL			
R1	0.720" - 0.851"	3/4"	Q1	1" x 4" dual rings		Square Grip Ring
R2	0.852" - 0.927"	7/8"	41	7/8" x 2-1/4" with grip ring		
R3	0.928" - 1.029"	1"	33	7/16" - 14 x 1-1/2"		Threaded
R4	1.030" - 1.140"	1-1/8"	79	7/16" - 14 x 2-1/4"		
R5	1.360" - 1.425"	1-3/8"	C8	1/2" - 13 x 3-1/8"		
R6	1.426" - 1.589"	1-1/2"	62	3/8"-16 x 1-1/2"		
R7	1.790" - 1.850"	1-7/8"	C1	1/2" - 13 x 4"		
U2	0.852" - 0.927"	7/8"	80	5/8" - 11 x 1-1/4"		
U5	1.360" - 1.425"	1-3/8"	81	5/8" - 11 x 1-3/4"		
			C2	5/8" - 11 x 4"		
			87	3/4" - 10 x 1-3/4"		
			84	3/4" - 10 x 4"		
			C3	3/4" - 10 x 6"		
			S5	3/4" - 10 x 10"		
			M1	M10 - 1.5 x 1.5"		Metric Threaded
			M2	M12 - 1.75 x 1-3/4"		
			M6	M16 - 2 x 1.5"		
			M5	M20 - 2.5 x 1-3/4"		
			E1	Additional Adjustable Height 1.750" - 2.375"		
			E2	Additional Adjustable Height 1.875" - 2.500"		With mounting plate 2-3/8" x 3-5/8", with bolt hole pattern 1-3/4" x 2-7/8" to 3"
			E3	Additional Adjustable Height 3.500" - 4.125"		
			E4	Additional Adjustable Height 3.500" - 5.000"		
			F1	Additional Adjustable Height 1.750" - 2.375"		
			F2	Additional Adjustable Height 1.875" - 2.500"		With mounting plate 3-1/2" x 3-1/2", with bolt hole pattern 2-3/4" - 2-5/8" to 2-5/8" - 2-3/4"
			F3	Additional Adjustable Height 3.500" - 4.125"		
			F4	Additional Adjustable Height 3.500" - 5.000"		
			B1	Additional Adjustable Height 1.875" - 3.000"		
				Adjustable Stem to fit 1-1/2" ID Round Trubing		



Wheel Dia	Tread Width	Wheel Type	Load Capacity	Bearing Type	Total Lock Caster Part #	Rigid Caster Part #	+ Color	
3"	1-1/4"	yoke and axle/nut				BKZZ30GZ82**YAN	BRZZ30GZ82**YAN	
		Super-Soft™	105	Annular	BKSF30GI43**YY	BRSF30GI43**YY		
		Soft Rubber	300	Plain	BKSR30GB82**YY	BRSR30GB82**YY		
				Ball	BKSR30GB42**YY	BRSR30GB42**YY		
		Nomadic™	300	Delrin	BKNM30G+5A**YY	BRNM30G+5A**YY	I, L	
				Annular	BKNM30G+43**YY	BRNM30G+43**YY	I, L	
		Conductive TPR	200	Precision	BKCN30GH44**YY	BRCN30GH44**YY		
		Conductive SR	250	Ball	BKCT30GB42**YY	BRCT30GB42**YY		
		Thermo-Pro™	210	Precision	BKTP30GI44**YY	BRTP30GI44**YY	T,Y	
					BKTP30G+47**YY	BRTP30G+47**YY		
		Sleeve	300	Annular	BKTP30G+90**YY	BRTP30G+90**YY		
					BKEL30GI43**YY	BREL30GI43**YY		
		Poly-Pro™	300	Ball	BKPP30G+42**YY	BRPP30G+42**YY	K,W	
				Precision	BKPP30G+44**YY	BRPP30G+44**YY	A,D, I, K,S	
					BKPP30G+47**YY	BRPP30G+47**YY	T,Y	
				Delrin	BKPP30G+55**YY	BRPP30G+55**YY	K,W,P	
		Sleeve	300	Annular	BKPP30G+90**YY	BRPP30G+90**YY	T,Y	
					BKPM30GM5A**YY	BRPM30GM5A**YY		
		Polymadic™	300	Delrin	BKPM30GM43**YY	BRPM30GM43**YY		
				Annular	BKET30GL42**YY	BRET30GL42**YY		
		Elite™	350	Ball	BKET30GL42**YY	BRET30GL42**YY		
		Ergo-PU	350	Dual Precision	BKEU30GOD0**YY	BREU30GOD0**YY		
		DuraLastomer™	300	Sleeve	BKSU30GL90**YY	BRSU30GL90**YY		
		Polygon AL™	350	Annular	BKPA30GL43**YY	BRPA30GL43**YY		
		Hard Rubber	300	Ball	BKHR30GB42**YY	BRHR30GB42**YY		
				Plain	BKHR30GB82**YY	BRHR30GB82**YY		
		GrayRok™	300	Plain	BKRK30GI82**YY	BRRK30GI82**YY		
		Polyolefin	250	Plain	BKPO30G+82**YY	BRPO30G+82**YY	B,Z	
				Sleeve	BKPO30G+90**YY	BRPO30G+90**YY	J,Z	
			300	Ball	BKPO30GZ42**YY	BRPO30GZ42**YY		
		H.D. Polyolefin	300	Plain	BKHP30G+82**YY	BRHP30G+82**YY	B,E	
		Nylon	300	Sleeve	BKNY30GE90**YY	BRNY30GE90**YY		
				Precision	BKNY30GE47**YY	BRNY30GE47**YY		
		Phenolic	300	Top Hat	BKPH30GB99**YY	BRPH30GB99**YY		
		H.T. Phenolic	200	S.S. Top Hat	BKHT30GQ97**YY	BRHT30GQ97**YY		
		BrimStone™	350	S.S. Top Hat	BKGN30G+97**YY	BRGN30G+97**YY	Q,B	
		Semi-Steel	350	Plain	BKSS30GS82**YY	BRSS30GS82**YY		
				Sleeve	BKSS30GS90**YY	BRSS30GS90**YY		
		Sintered Iron	350	Plain	BKSI30GS82**YY	BRSI30GS82**YY		
		V-Groove	350	Plain	BKVG30GT82**YY	BRVG30GT82**YY		
Maxrok™	350	Plain	BKMA30GB82**YY	BRMA30GB82**YY				
Conductive PU	225	Precision	BKCU30GH44**YY	BRCU30GH44**YY				
3"	1-3/8"	Neo-energizer™	300	Ball	BKEN30VB42**YY	BREN30VB42**YY		
				Precision	BKEN30VBP2**YY	BREN30VBP2**YY		
Elastomer	300	Precision	BKSX30VIP2**YY	BRSX30VIP2**YY				
3"	1-1/2"	Phenolic	350	Sleeve	BKPH30HB90**YY	BRPH30HB90**YY		
				Roller	BKPH30HB03**YZ	BRPH30HB03**YZ		
BrimStone™	350	Sleeve	BKGN30H+90**YY	BRGN30H+90**YY	Q,B			



Wheel Dia	Tread Width	Wheel Type	Load Capacity	Bearing Type	Total Lock Caster Part #	Rigid Caster Part #	+ Color	
4"	1-1/4"	yoke and axle/nut				BKZZ40GZ82**YAN	BRZZ40GZ82**YAN	
		Super-Soft™	120	Annular	BKSF40GI43**YY	BRSF40GI43**YY		
		Soft Rubber	350	Plain	BKSR40GB82**YY	BRSR40GB82**YY		
			350	Ball	BKSR40GB42**YY	BRSR40GB42**YY		
		Rubber/Alu	250	Annular	BKRA40GI43**YY	BRRA40GI43**YY		
		Nomadic™	300	Delrin	BKNM40GI5A**YY	BRNM40GI5A**YY		
				Annular	BKNM40GI43**YY	BRNM40GI43**YY		
		Conductive	250	Precision	BKCN40GH44**YY	BRCN40GH44**YY		
		Thermo-Pro™	250	Precision	BKTP40G+44**YY	BRTP40G+44**YY	A, I	
					BKTP40G+47**YY	BRTP40G+47**YY	T, Y	
				Sleeve	BKTP40G+90**YY	BRTP40G+90**YY	T, Y	
		Element™	240	Annular	BKEL40GI43**YY	BREL40GI43**YY		
		Poly-Pro™	350	Ball	BKPP40G+42**YY	BRPP40G+42**YY	W, K, P	
				Precision	BKPP40G+44**YY	BRPP40G+44**YY	A, D, I, K, S	
					BKPP40G+47**YY	BRPP40G+47**YY	T, Y	
				Sleeve	BKPP40G+90**YY	BRPP40G+90**YY	T, Y	
		Polymadic™	350	Delrin	BKPM40GM5A**YY	BRPM40GM5A**YY		
				Annular	BKPM40GM43**YY	BRPM40GM43**YY		
		Elite™	350	Ball	BKET40GL42**YY	BRET40GL42**YY		
		Ergo-PU	350	Dual Precision	BKEU40GOD0**YY	BREU40GOD0**YY		
		DuraLastomer™	350	Sleeve	BKSU40GL90**YY	BRSU40GL90**YY		
		Polygon AL™	350	Annular	BKPA40GL43**YY	BRPA40GL43**YY	L, M	
		Disc Wheel	270	Ball	BKUN40GLA3**YY	BRUN40GLA3**YY		
		Hard Rubber	350	Plain	BKHR40GB82**YY	BRHR40GB82**YY		
				Ball	BKHR40GB42**YY	BRHR40GB42**YY		
		Polyolefin	350	Plain	BKPO40G+82**YY	BRPO40G+82**YY	B, Z	
				Sleeve	BKPO40G+90**YY	BRPO40G+90**YY	J, Z	
				Ball	BKPO40GZ42**YY	BRPO40GZ42**YY		
		H.D. Polyolefin	350	Plain	BKHP40G+82**YY	BRHP40G+82**YY	B, E	
		Nylon	350	Precision	BKNY40GE47**YY	BRNY40GE47**YY		
				Sleeve	BKNY40GE90**YY	BRNY40GE90**YY		
		Phenolic	350	Top Hat	BKPH40GB99**YY	BRPH40GB99**YY		
Roller	BKPH40HB03**YZ			BRPH40HB03**YZ				
H.T. Phenolic	250	S.S. Top Hat	BKHT40GQ97**YY	BRHT40GQ97**YY				
BrimStone™	350	S.S. Top Hat	BKGN40GQ97**YY	BRGN40GQ97**YY				
SteROLLizer™ AL	300	Sleeve	BKBF40GC90**YZ	BRBF40GC90**YZ				
SteROLLizer™ SS	300	Sleeve	BKSL40GC90**YY	BRSL40GC90**YY				
Semi-Steel	350	Plain	BKSS40GS82**YY	BRSS40GS82**YY				
		Sleeve	BKSS40GS90**YY	BRSS40GS90**YY				
Conductive PU	250	Precision	BKCU40GH44**YY	BRCU40GH44**YY				
4"	1-1/2"	Polygon™	350	Roller	BKPU40H+03**YZ	BRPU40H+03**YZ	G, V	
		Polygon AL™	350	Roller	BKPO40H+03**YZ	BRPO40H+03**YZ		
		Polyolefin	350	Roller	BKPO40HB03**YZ	BRPO40HB03**YZ		
		Phenolic	350	Sleeve	BKPH40HB90**YY	BRPH40HB90**YY		
				Roller	BKPH40HB03**YZ	BRPH40HB03**YZ		
		H.T. Phenolic	350	Sleeve	BKHT40HQ90**YY	BRHT40HQ90**YY		
				Roller	BKHT40HQ03**YZ	BRHT40HQ03**YZ		
		BrimStone™	350	Sleeve	BKGN40H+90**YY	BRGN40H+90**YY	Q, B	
				Roller	BKGN40H+03**YY	BRGN40H+03**YY		
		SteROLLizer™ AL	350	SS Precision	BKBH40HC61**YY	BRBH40HC61**YY		
		SteROLLizer™ SS	350	SS Precision	BKSL40HC61**YY	BRSL40HC61**YY		
		Epoxy	350	Dual Precision	BKOV40HGP4**YZ	BROV40HGP4**YZ		
Sleeve	BKOV40H+90**YZ			BROV40H+90**YZ	G, Q			



Wheel Dia	Tread Width	Wheel Type	Load Capacity	Bearing Type	Total Lock Caster Part #	Rigid Caster Part #	+ Color	
5"	1-1/4"	yoke and axle/nut				BKZZ50GZ82**YAN	BRZZ50GZ82**YAN	
		Super-Soft™	125	Annular	BKSF50GI43**YY	BRSF50GI43**YY		
		Soft Rubber	350	Plain	BKSR50GB82**YY	BRSR50GB82**YY		
		Blue- Ergo™	350	Roller	BKBL50GL4R**YY	BRBL50GL4R**YY		
		Rubber/Alu	325	Annular	BKRA50GI43**YY	BARR50GI43**YY		
		Nomadic™	325	Delrin	BKNM50G+5A**YY	BRNM50G+5A**YY	I, L	
				Annular	BKNM50G+43**YY	BRNM50G+43**YY		
		Conductive	275	Precision	BKCN50GH44**YY	BRCN50GH44**YY		
		Thermo-Pro™	300	Precision	BKTP50GI44**YY	BRT50GI44**YY	T, Y	
					BKTP50G+47**YY	BRT50G+47**YY		
				Sleeve	BKTP50G+90**YY	BRT50G+90**YY		
		Element™	250	Annular	BKEL50GI43**YY	BREL50GI43**YY		
		Poly-Pro™	350	Ball	BKPP50G+42**YY	BRPP50G+42**YY	C, K, P, W	
				Precision	BKPP50G+44**YY	BRPP50G+44**YY	I, A, D, S	
					BKPP50G+47**YY	BRPP50G+47**YY	T, Y	
				Delrin	BKPP50G+55**YY	BRPP50G+55**YY	C, K, P, W	
				Sleeve	BKPP50G+90**YY	BRPP50G+90**YY	T, Y	
		Polymadic™	350	Delrin	BKPM50GM5A**YY	BRPM50GM5A**YY		
				Annular	BKPM50GM43**YY	BRPM50GM43**YY		
		Ergo-PU	350	Dual Precision	BKEU50GOD0**YY	BREU50GOD0**YY		
		DuraLastomer™	350	Sleeve	BKSU50GL90**YY	BRSU50GL90**YY		
		Polygon AL™	350	Annular	BKPA50GL43**YY	BRPA50GL43**YY		
		Disc Wheel	300	Ball	BKUN50GLA3**YY	BRUN50GLA3**YY		
		Hard Rubber	350	Plain	BKHR50GB82**YY	BRHR50GB82**YY		
				Ball	BKHR50GB42**YY	BRHR50GB42**YY		
		Polyolefin	350	Plain	BKPO50G+82**YY	BRPO50G+82**YY	B, Z	
				Sleeve	BKPO50G+90**YY	BRPO50G+90**YY	J, Z	
				Ball	BKPO50GZ42**YY	BRPO50GZ42**YY		
		H.D. Polyolefin	350	Plain	BKHP50G+82**YY	BRHP50G+82**YY	B, E	
		Nylon	350	Precision	BKNY50GE47**YY	BRNY50GE47**YY		
				Sleeve	BKNY50GE90**YY	BRNY50GE90**YY		
		Phenolic	350	Top Hat	BKPH50GB99**YY	BRPH50GB99**YY		
H.T. Phenolic	300	S.S. Top Hat	BKHT50GQ97**YY	BRHT50GQ97**YY				
BrimStone™	350	S.S. Top Hat	BKGN50G+97**YY	BRGN50G+97**YY	Q, B			
Semi-Steel	350	Plain	BKSS50GS82**YY	BRSS50GS82**YY				
		Sleeve	BKSS50GS90**YY	BRSS50GS90**YY				
Conductive PU	250	Precision	BKCU50GH44**YY	BRCU50GH44**YY				
5"	1-3/8"	Neo-energizer™	350	Ball	BKEN50VB42**YY	BREN50VB42**YY		
			350	Precision	BKEN50VBP2**YY	BREN50VBP2**YY		
5"	1-1/2"	Polygon™	350	Roller	BKPU50H+03**YZ	BRPU50H+03**YZ	G, V	
		Polygon AL™	350	Roller	BKPA50H+03**YZ	BRPA50H+03**YZ	N, R	
		Polyolefin	350	Roller	BKPO50HB03**YZ	BRPO50HB03**YZ		
				Sleeve	BKPH50HB90**YY	BRPH50HB90**YY		
		Phenolic	350	Roller	BKPH50HB03**YZ	BRPH50HB03**YZ		
				Sleeve	BKHT50HQ90**YY	BRHT50HQ90**YY		
		H.T. Phenolic	350	Roller	BKHT50HQ03**YZ	BRHT50HQ03**YZ		
				Sleeve	BKGN50HQ90**YY	BRGN50HQ90**YY		
BrimStone™	350	Roller	BKGN50HQ03**YZ	BRGN50HQ03**YZ	Q, B			



FM/FS/FR - Light Medium Duty Total Lock - 350 LB

- Bright Zinc Plated as standard, Black Electrocoat and Nickel are available as options
- Featuring 1-1/4" wide light medium duty total lock casters
- Double ball raceway swivel, Seal on raceway
- 3/8" Axle and nut
- #FM: Swivel
- #FS: Total Lock
- #FR Matching Rigid
- NSF Listed



Plate Code	Overall Size	Bolt Hole Pattern	Mounting Bolt Size
MS	77mm x 96mm	45mm x 75mm to 60mm x 80mm	M8
Size	Code	Overall Height*	Swive Radius
			FS-Total Lock FM-Swivel
3"	30	4-5/32"	4-3/8" 3-1/4"
4"	40	5-1/8"	4-3/8" 3-3/4"
5"	50	6-1/8"	4-3/8" 4-1/4"

* Reduce overall height 1/8" for stem casters.

Wheel Dia	Tread Width	Wheel Type	Load Cap	Bearing Type	Total Lock Caster Part #	Swivel Caster Part #	Rigid Caster Part #	+ Color	
3"	1-1/4"	Yoke and axle/nut			FZZ30GZ82MSYAN	FZZ30GZ82MSYAN	FZZ30GZ82MSYAN		
		Super-Soft™	105	Annular	FSS30GI43MSYY	FMS30GI43MSYY	FRS30GI43MSYY		
		Soft Rubber	300	Plain	FSSR30GB82MSYY	FMSR30GB82MSYY	FRSR30GB82MSYY		
				Ball	FSSR30GB42MSYY	FMSR30GB42MSYY	FRSR30GB42MSYY		
		Nomadic™	300	Delrin	FSNM30G+5AMSYY	FMNM30G+5AMSYY	FRNM30G+5AMSYY	I, L	
				Annular	FSNM30G+43MSYY	FMNM30G+43MSYY	FRNM30G+43MSYY		
		Conductive TPR	200	Precision	FSCN30GH44MSYY	FMCN30GH44MSYY	FRCN30GH44MSYY		
		Conductive SR	250	Ball	FSCT30GB42MSYY	FMCT30GB42MSYY	FRCT30GB42MSYY		
		Thermo-Pro™	210	Precision	FSTP30GI44MSYY	FMTP30GI44MSYY	FRTP30GI44MSYY		
					FSTP30G+47MSYY	FMTP30G+47MSYY	FRTP30G+47MSYY	T, Y	
		Element™	300	Annular	FSEL30GI43MSYY	FMEL30GI43MSYY	FREL30GI43MSYY		
					FSEL30G+42MSYY	FMEL30G+42MSYY	FREL30G+42MSYY	P, K, W	
		Poly-Pro™	300	Precision	FSP30G+44MSYY	FMPP30G+44MSYY	FRPP30G+44MSYY	A, D, I, S	
					FSP30G+47MSYY	FMPP30G+47MSYY	FRPP30G+47MSYY	T, Y	
					FSP30G+55MSYY	FMPP30G+55MSYY	FRPP30G+55MSYY	P, K, W	
					FSP30G+90MSYY	FMPP30G+90MSYY	FRPP30G+90MSYY	T, Y	
		Polymadic™	300	Delrin	FSPM30GM5AMSYY	FMPM30GM5AMSYY	FRPM30GM5AMSYY		
					Annular	FSPM30GM43MSYY	FMPM30GM43MSYY	FRPM30GM43MSYY	
		Elite™	350	Ball	FSET30GL42MSYY	FMET30GL42MSYY	FRET30GL42MSYY		
		Ergo-PU	350	Precision	FSEU30GOD0MSYY	FMEU30GOD0MSYY	FREU30GOD0MSYY		
		DuraLastomer™	300	Sleeve	FSSU30GL90MSYY	FMSU30GL90MSYY	FRSU30GL90MSYY		
		Polyon AL™	350	Annular	FSPA30GL43MSYY	FMPA30GL43MSYY	FRPA30GL43MSYY		
		Hard Rubber	300	Ball	FSHR30GB42MSYY	FMHR30GB42MSYY	FRHR30GB42MSYY		
				Plain	FSHR30GB82MSYY	FMHR30GB82MSYY	FRHR30GB82MSYY		
		GrayRok™	300	Plain	FSRK30GI82MSYY	FMRK30GI82MSYY	FRRK30GI82MSYY		
				250	Plain	FSPO30G+82MSYY	FMPO30G+82MSYY	FRPO30G+82MSYY	B, Z
					Sleeve	FSPO30G+90MSYY	FMPO30G+90MSYY	FRPO30G+90MSYY	J, Z
		H.D. Polyolefin	300	Ball	FSP30GZ42MSYY	FMPO30GZ42MSYY	FRPO30GZ42MSYY		
				Plain	FSP30G+82MSYY	FMHP30G+82MSYY	FRHP30G+82MSYY	B, E	
		Nylon	300	Sleeve	FSNY30GE90MSYY	FMNY30GE90MSYY	FRNY30GE90MSYY		
				Precision	FSNY30GE47MSYY	FMNY30GE47MSYY	FRNY30GE47MSYY		
		BrimStone™	350	S.S. Top Hat	FSGN30G+97MSYY	FMGN30G+97MSYY	FRGN30G+97MSYY	Q, B	
Sintered Iron	350	Plain	FSSI30GS82MSYY	FMSI30GS82MSYY	FRSI30GS82MSYY				
Semi-Steel	350	Plain	FSSS30GS82MSYY	FMSS30GS82MSYY	FRSS30GS82MSYY				
V-Groove	350	Plain	FMSG30GT82MSYY	FMMG30GT82MSYY	FRMG30GT82MSYY				
Maxrok™	350	Plain	FMAA30GB82MSYY	FMAA30GB82MSYY	FRMA30GB82MSYY				
Conductive PU	225	Precision	FSCU30GH44MSYY	FMCU30GH44MSYY	FRCU30GH44MSYY				

FM/FS/FR SERIES • CAPACITY 350



FM/FS/FR SERIES • CAPACITY 350

Wheel Dia	Tread Width	Wheel Type	Load Capacity	Bearing Type	Total Lock Caster Part #	Swivel Caster Part #	Rigid Caster Part #	+Color	
3"	1-3/8"	Neo-energizer™	300	Ball	FSEN30VB42MSYY	FMEN30VB42MSYY	FREN30VB42MSYY		
				Precision	FSEN30VBP2MSYY	FMEN30VBP2MSYY	FREN30VBP2MSYY		
		Elastomer	300	Precision	FSSX30VIP2MSYY	FMSX30VIP2MSYY	FRSX30VIP2MSYY		
3"	1-1/2"	BrimStone™	350	Sleeve	FSGN30H+90MSYY	FMGN30H+90MSYY	FRGN30H+90MSYY	Q,B	
4"	1-1/4"	Yoke and axle/nut				FSZZ40GZ82**YAN	FMZZ40GZ82**YAN	FRZZ40GZ82**YAN	
		Super-Soft™	120	Annular	FSSF40GI43**YY	FMSF40GI43**YY	FRSF40GI43**YY		
		Soft Rubber	350	Plain	FSSR40GB82**YY	FMSR40GB82**YY	FRSR40GB82**YY		
				Ball	FSSR40GB42**YY	FMSR40GB42**YY	FRSR40GB42**YY		
		Blue Ergo™	350	Roller	FSBL40GL4R**YY	FMBL40GL4R**YY	FRBL40GL4R**YY		
		Rubber/Alu	250	Annular	FSRA40GI43**YY	FMRA40GI43**YY	FRRA40GI43**YY		
		Nomadic™	300	Delrin	FSNM40GI5A**YY	FMNM40G+5A**YY	FRNM40GI5A**YY		
				Annular	FSNM40GI43**YY	FMNM40G+43**YY	FRNM40GI43**YY		
		Conductive	250	Precision	FSCN40GH44**YY	FMCN40GH44**YY	FRCN40GH44**YY		
		Thermo-Pro™	250	Precision	FSTP40G+44**YY	FMTP40G+44**YY	FRTP40G+44**YY		
					FSTP40G+47**YY	FMTP40G+47**YY	FRTP40G+47**YY		
					Sleeve	FSTP40G+90**YY	FMTP40G+90**YY	FRTP40G+90**YY	
		Element™	320	Annular	FSEL40GI43**YY	FMEL40GI43**YY	FREL40GI43**YY		
		Poly-Pro™	350	Ball	FSP40G+42**YY	FMPP40G+42**YY	FRPP40G+42**YY		
					Precision	FSP40G+44**YY	FMPP40G+44**YY	FRPP40G+44**YY	
					FSP40G+47**YY	FMPP40G+47**YY	FRPP40G+47**YY		
					Sleeve	FSP40G+90**YY	FMPP40G+90**YY	FRPP40G+90**YY	
		Polymadic™	350	Delrin	FSPM40GM5A**YY	FMPM40GM5A**YY	FRPM40GM5A**YY		
				Annular	FSPM40GM43**YY	FMPM40GM43**YY	FRPM40GM43**YY		
		Elite™	350	Ball	FSET40GL42**YY	FMET40GL42**YY	FRET40GL42**YY		
		Ergo-PU	350	Precision	FSEU40GOD0**YY	FMEU40GOD0**YY	FREU40GOD0**YY		
		DuraLastomer™	350	Sleeve	FSSU40GL90**YY	FMSU40GL90**YY	FRSU40GL90**YY		
		Polygon AL™	350	Annular	FSPA40G+43**YY	FMPA40G+43**YY	FRPA40G+43**YY		
		Disc Wheel	270	Ball	FSUN40GLA3**YY	FMUN40GLA3**YY	FRUN40GLA3**YY		
		Hard Rubber	350	Plain	FSHR40GB82**YY	FMHR40GB82**YY	FRHR40GB82**YY		
				Ball	FSHR40GB42**YY	FMHR40GB42**YY	FRHR40GB42**YY		
		GrayRok™	350	Plain	FSRK40GI82**YY	FMRK40GI82**YY	FRRK40GI82**YY		
		Polyolefin	350	Plain	FSPO40G+82**YY	FMPO40G+82**YY	FRPO40G+82**YY		
				Sleeve	FSPO40G+90**YY	FMPO40G+90**YY	FRPO40G+90**YY		
				Ball	FSPO40GZ42**YY	FMPO40GZ42**YY	FRPO40GZ42**YY		
		H.D. Polyolefin	350	Plain	FSHP40G+82**YY	FMHP40G+82**YY	FRHP40G+82**YY		
		Nylon	350	Precision	FSNY40GE47**YY	FMNY40GE47**YY	FRNY40GE47**YY		
				Sleeve	FSNY40GE90**YY	FMNY40GE90**YY	FRNY40GE90**YY		
		Phenolic	350	Top Hat	FSPH40GB99**YY	FMPH40GB99**YY	FRPH40GB99**YY		
H.T. Phenolic	250	S.S. Top Hat	FSHT40GQ97**YY	FMHT40GQ97**YY	FRHT40GQ97**YY				
BrimStone™	350	S.S. Top Hat	FSGN40G+97**YY	FMGN40G+97**YY	FRGN40G+97**YY				
SteROLLizer™ AL	300	Sleeve	FSBF40GC90**YY	FMBF40GC90**YY	FRBF40GC90**YY				
SteROLLizer™ SS	300	Sleeve	FSSL40GC90**YY	FMSL40GC90**YY	FRSL40GC90**YY				
Semi-Steel	350	Plain	FSSS40GS82**YY	FMSS40GS82**YY	FRSS40GS82**YY				
		Sleeve	FSSS40GS90**YY	FMSS40GS90**YY	FRSS40GS90**YY				
Conductive PU	250	Precision	FSCU40GH44**YY	FMCU40GH44**YY	FRCU40GH44**YY				



Wheel Dia	Tread Width	Wheel Type	Load Capacity	Bearing Type	Total Lock Caster Part #	Swivel Caster Part #	Rigid Caster Part #	+ Color
4"	1-1/2"	Polyon™	350	Roller	FSPU40H+03MSYZ	FMPU40H+03MSYZ	FRPU40H+03MSYZ	G,V
		Polyon AL™	350	Roller	FSPA40H+03MSYZ	FMPA40H+03MSYZ	FRPA40H+03MSYZ	
		Polyolefin	350	Roller	FSP040HB03MSYZ	FMPO40HB03MSYZ	FRPO40HB03MSYZ	
		BrimStone™	350	Sleeve	FSGN40H+90MSYY	FMGN40H+90MSYY	FRGN40H+90MSYY	B,Q
				Roller	FSGN40H+03MSYZ	FMGN40H+03MSYZ	FRGN40H+03MSYZ	
		SteROLLizer™ AL	350	SS Precision	FSBH40HC61MSYY	FMBH40HC61MSYY	FRBH40HC61MSYY	
		SteROLLizer™ SS	350	SS Precision	FSSL40HC61MSYY	FMSL40HC61MSYY	FRSL40HC61MSYY	
Epoxy	350	Precision	FSOV40HGP4MSYZ	FMOV40HGP4MSYZ	FROV40HGP4MSYZ	G,Q		
		Sleeve	FSOV40H+90MSYZ	FMOV40H+90MSYZ	FROV40H+90MSYZ			
5"	1-1/4"	yoke and axle/nut			FSZZ50GZ82MSYAN	FMZZ50GZ82MSYAN	FRZZ50GZ82MSYAN	
		Super-Soft™	125	Annular	FSSF50GI43MSYY	FMSF50GI43MSYY	FRSF50GI43MSYY	
		Soft Rubber	350	Plain	FSSR50GB82MSYY	FMSR50GB82MSYY	FRSR50GB82MSYY	
				Ball	FSSR50GB42MSYY	FMSR50GB42MSYY	FRSR50GB42MSYY	
		Blue- Ergo™	350	Roller	FSBL50GL4RMSYZ	FMBL50GL4RMSYZ	FRBL50GL4RMSYZ	
		Rubber/Alu	325	Annular	FSRA50GI43MSYY	FMRA50GI43MSYY	FRRA50GI43MSYY	
		Nomadic™	325	Delrin	FSNM50G+5AMSYY	FMNM50G+5AMSYY	FRNM50G+5AMSYY	I, L
				Annular	FSNM50G+43MSYY	FMNM50G+43MSYY	FRNM50G+43MSYY	
		Conductive	275	Precision	FSCN50GH44MSYY	FMCN50GH44MSYY	FRCN50GH44MSYY	
		Thermo-Pro™	300	Precision	FSTP50GI44MSYY	FMTP50GI44MSYY	FRTP50GI44MSYY	T,Y
				Sleeve	FSTP50G+47MSYY	FMTP50G+47MSYY	FRTP50G+47MSYY	
		Element™	350	Annular	FSEL50GI43MSYY	FMEL50GI43MSYY	FREL50GI43MSYY	
		Poly-Pro™	350	Ball	FSP50G+42MSYY	FMPP50G+42MSYY	FRPP50G+42MSYY	C,K,P,W
				Precision	FSP50G+44MSYY	FMPP50G+44MSYY	FRPP50G+44MSYY	A,D,I,S
					FSP50G+47MSYY	FMPP50G+47MSYY	FRPP50G+47MSYY	T,Y
				Delrin	FSP50G+55MSYY	FMPP50G+55MSYY	FRPP50G+55MSYY	C,K,P,W
		Polymadic™	350	Sleeve	FSP50G+90MSYY	FMPP50G+90MSYY	FRPP50G+90MSYY	T,Y
				Delrin	FSPM50GM5AMSYY	FMPM50GM5AMSYY	FRPM50GM5AMSYY	
			350	Annular	FSPM50GM43MSYY	FMPM50GM43MSYY	FRPM50GM43MSYY	
		Ergo-PU	350	Precision	FSEU50GOD0MSYY	FMEU50GOD0MSYY	FREU50GOD0MSYY	
		DuraLastomer™	350	Sleeve	FSSU50GL90MSYY	FMSU50GL90MSYY	FRSU50GL90MSYY	
		Polyon AL™	350	Annular	FSPA50GL43MSYY	FMPA50GL43MSYY	FRPA50GL43MSYY	
		Disc Wheel	300	Ball	FSUN50GLA3MSYY	FMUN50GLA3MSYY	FRUN50GLA3MSYY	
		Hard Rubber	350	Plain	FSHR50GB82MSYY	FMHR50GB82MSYY	FRHR50GB82MSYY	
				Ball	FSHR50GB42MSYY	FMHR50GB42MSYY	FRHR50GB42MSYY	
		Polyolefin	350	Plain	FSP050G+82MSYY	FMPO50G+82MSYY	FRPO50G+82MSYY	B,Z
				Sleeve	FSP050G+90MSYY	FMPO50G+90MSYY	FRPO50G+90MSYY	J,Z
				Ball	FSP050GZ42MSYY	FMPO50GZ42MSYY	FRPO50GZ42MSYY	
H.D. Polyolefin	350	Plain	FSHP50G+82MSYY	FMHP50G+82MSYY	FRHP50G+82MSYY	B,E		
Nylon	350	Precision	FSNY50GE47MSYY	FMNY50GE47MSYY	FRNY50GE47MSYY			
		Sleeve	FSNY50GE90MSYY	FMNY50GE90MSYY	FRNY50GE90MSYY			
BrimStone™	350	S.S. Top Hat	FSGN50G+97MSYY	FMGN50G+97MSYY	FRGN50G+97MSYY	Q,B		
Conductive PU	250	Precision	FSCU50GH44MSYY	FMCU50GH44MSYY	FRCU50GH44MSYY			
5"	1-3/8"	Neo-energizer™	350	Ball	FSEN50VB42MSYY	FMEN50VB42MSYY	FREN50VB42MSYY	
			350	Precision	FSEN50VBP2MSYY	FMEN50VBP2MSYY	FREN50VBP2MSYY	
5"	1-1/2"	Polyon™	350	Roller	FSPU50H+03MSYZ	FMPU50H+03MSYZ	FRPU50H+03MSYZ	G,V
		Polyon AL™	350	Roller	FSPA50H+03MSYZ	FMPA50H+03MSYZ	FRPA50H+03MSYZ	N,R
		Polyolefin	350	Roller	FSP050HB03MSYZ	FMPO50HB03MSYZ	FRPO50HB03MSYZ	
		BrimStone™	350	Sleeve	FSGN50HQ90MSYY	FMGN50HQ90MSYY	FRGN50HQ90MSYY	Q,B
Roller	FSGN50HQ03MSYZ			FMGN50HQ03MSYZ	FRGN50HQ03MSYZ			



F7/F8/F9 - Light Medium Duty Total Lock - 350 LB

- Bright Zinc Plated as standard, Black Electrocoat and Nickel are available as options
- Featuring 1-1/4" wide light medium duty total lock casters
- Brake mechanism at front of casters
- Double ball raceway swivel
- #F9: Matching Swivel
- #F8: Matching rigid
- 3/8" Axle and nut
- #F7: Total Lock
- NSF Listed

F7EL50GI4306YY



F7PP50GP4768YY



F7TP50GI4467YY



Plate Code	Overall Size	Bolt Hole Pattern	Mounting Bolt Size
06	2-3/8" x 3-5/8"	1-3/4" x 2-7/8" slotted to 3"	5/16"
Stem Code	Size	Stem Type	
67	1/2" - 13 x 1"	Threaded	
68	1/2" - 13 x 1-1/2"		
70	1/2" - 13 x 2-3/4"		
Round Expandable Adapter Stem			
Stem Code	Expandable Range	Fits Tubing I.D.	
71	0.720" - 0.851"	3/4"	
72	0.852" - 0.927"	7/8"	
7B	0.900" - 0.980"	15/16"	
73	0.928" - 1.029"	1"	
7A	1.020" - 1.100"	1-1/16"	
74	1.110" - 1.180"	1-1/8"	
78	1.178" - 1.303"	1-3/16"	
75	1.360" - 1.425"	1-3/8"	
76	1.426" - 1.589"	1-1/2"	
77	1.790" - 1.850"	1-7/8"	
Square Expandable Adapter Stem			
R1	0.720" - 0.851"	3/4"	
R2	0.852" - 0.927"	7/8"	
R3	0.928" - 1.029"	1"	
R4	1.030" - 1.140"	1-1/8"	
R5	1.360" - 1.425"	1-3/8"	
R6	1.426" - 1.589"	1-1/2"	
R7	1.790" - 1.850"	1-7/8"	
U2	0.852" - 0.927"	7/8"	
U5	1.360" - 1.425"	1-3/8"	
Size	Code	Overall Height*	Swivel Radius
3"	30	4-1/8"	3"
3.5"	35	4-23/32"	3-1/4"
4"	40	4-31/32"	3-3/4"
5"	50	5-29/32"	4-3/8"

* Reduce overall height 1/8" for stem casters.



Wheel Dia	Tread Width	Wheel Type	Load Capacity	Bearing Type	Total Lock Caster Part #	Swivel Caster Part #	Rigid Caster Part #	+ Color	
3"	1-1/4"	Yoke and axle/nut				F7ZZ30GZ82**YAN	F9ZZ30GZ82**YAN	F8ZZ30GZ82**YAN	
		Super-Soft™	105	Annular	F7SF30GI43**YY	F9SF30GI43**YY	F8SF30GI43**YY		
		Soft Rubber	300	Plain	F7SR30GB82**YY	F9SR30GB82**YY	F8SR30GB82**YY		
				Ball	F7SR30GB42**YY	F9SR30GB42**YY	F8SR30GB42**YY		
		Nomadic™	300	Delrin	F7NM30G+5A**YY	F9NM30G+5A**YY	F8NM30G+5A**YY	I, L	
				Annular	F7NM30G+43**YY	F9NM30G+43**YY	F8NM30G+43**YY		
		Conductive TPR	200	Precision	F7CN30GH44**YY	F9CN30GH44**YY	F8CN30GH44**YY		
		Conductive SR	250	Ball	F7CT30GB42**YY	F9CT30GB42**YY	F8CT30GB42**YY		
		Thermo-Pro™	210	Precision	F7TP30GI44**YY	F9TP30GI44**YY	F8TP30GI44**YY		
				Sleeve	F7TP30G+47**YY	F9TP30G+47**YY	F8TP30G+47**YY	T, Y	
		Element™	300	Annular	F7EL30GI43**YY	F9EL30GI43**YY	F8EL30GI43**YY		
				Ball	F7PP30G+42**YY	F9PP30G+42**YY	F8PP30G+42**YY	K, P, W	
		Poly-Pro™	300	Precision	F7PP30G+44**YY	F9PP30G+44**YY	F8PP30G+44**YY	A, D, I, S	
				Ball	F7PP30G+47**YY	F9PP30G+47**YY	F8PP30G+47**YY	T, Y	
				Delrin	F7PP30G+55**YY	F9PP30G+55**YY	F8PP30G+55**YY	K, P, W	
				Sleeve	F7PP30G+90**YY	F9PP30G+90**YY	F8PP30G+90**YY	T, Y	
		Polymadic™	300	Delrin	F7PM30GM5A**YY	F9PM30GM5A**YY	F8PM30GM5A**YY		
				Annular	F7PM30GM43**YY	F9PM30GM43**YY	F8PM30GM43**YY		
		Elite™	350	Ball	F7ET30GL42**YY	F9ET30GL42**YY	F8ET30GL42**YY		
		Ergo-PU	350	Dual Precision	F7EU30GOD0**YY	F9EU30GOD0**YY	F8EU30GOD0**YY		
		DuraLastomer™	300	Sleeve	F7SU30GL90**YY	F9SU30GL90**YY	F8SU30GL90**YY		
		Polyon AL™	350	Annular	F7PA30GL43**YY	F9PA30GL43**YY	F8PA30GL43**YY		
				Ball	F7HR30GB42**YY	F9HR30GB42**YY	F8HR30GB42**YY		
		Hard Rubber	300	Plain	F7HR30GB82**YY	F9HR30GB82**YY	F8HR30GB82**YY		
				Ball	F7HR30GB42**YY	F9HR30GB42**YY	F8HR30GB42**YY		
		GrayRok™	300	Plain	F7RK30GI82**YY	F9RK30GI82**YY	F8RK30GI82**YY		
		Polyolefin	250	Plain	F7PO30G+82**YY	F9PO30G+82**YY	F8PO30G+82**YY	B, Z	
			300	Sleeve	F7PO30G+90**YY	F9PO30G+90**YY	F8PO30G+90**YY	J, Z	
				Ball	F7PO30GZ42**YY	F9PO30GZ42**YY	F8PO30GZ42**YY		
		H.D. Polyolefin	300	Plain	F7HP30G+82**YY	F9HP30G+82**YY	F8HP30G+82**YY	B, E	
		Nylon	300	Sleeve	F7NY30GE90**YY	F9NY30GE90**YY	F8NY30GE90**YY		
				Precision	F7NY30GE47**YY	F9NY30GE47**YY	F8NY30GE47**YY		
BrimStone™	350	S.S. Top Hat	F7GN30G+97**YY	F9GN30G+97**YY	F8GN30G+97**YY	B, Q			
Sintered Iron	350	Plain	F7SI30GS82**YY	F9SI30GS82**YY	F8SI30GS82**YY				
Semi-Steel Wheels	350	Plain	F7SS30GS82**YY	F9SS30GS82**YY	F8SS30GS82**YY				
V-Groove	350	Plain	F7VG30GT82**YY	F9VG30GT82**YY	F8VG30GT82**YY				
Maxrok™	350	Plain	F7MA30GB82**YY	F9MA30GB82**YY	F8MA30GB82**YY				
Conductive PU	225	Precision	F7CU30GH44**YY	F9CU30GH44**YY	F8CU30GH44**YY				
		Ball	F7EN30VB42**YY	F9EN30VB42**YY	F8EN30VB42**YY				
3"	1-3/8"	Neo-Energizer™	300	Precision	F7EN30VBP2**YY	F9EN30VBP2**YY	F8EN30VBP2**YY		
		Elastomer	300	Precision	F7SX30VIP2**YY	F9SX30VIP2**YY	F8SX30VIP2**YY		
3"	1-1/2"	BrimStone™	350	Sleeve	F7GN30H+90**YY	F9GN30H+90**YY	F8GN30H+90**YY	B, Q	
3-1/2"	1-1/4"	Yoke and axle/nut				F7ZZ35GZ82**YAN	F9ZZ35GZ82**YAN	F8ZZ35GZ82**YAN	
		Super-Soft™	110	Annular	F7SF35GI43**YY	F9SF35GI43**YY	F8SF35GI43**YY		
		Soft Rubber	300	Plain	F7SR35GB82**YY	F9SR35GB82**YY	F8SR35GB82**YY		
		Rubber/Alu	300	Annular	F7RA35GI43**YY	F9RA35GI43**YY	F8RA35GI43**YY		
		Nomadic™	300	Delrin	F7NM35G+5A**YY	F9NM35G+5A**YY	F8NM35G+5A**YY	I, L	
				Annular	F7NM35GI43**YY	F9NM35GI43**YY	F8NM35GI43**YY		
		Thermo-Pro™	230	Precision	F7TP35GI44**YY	F9TP35GI44**YY	F8TP35GI44**YY		
				Sleeve	F7TP35G+47**YY	F9TP35G+47**YY	F8TP35G+47**YY	T, Y	
		Element™	300	Annular	F7EL35GI43**YY	F9EL35GI43**YY	F8EL35GI43**YY		
				Ball	F7PP35G+42**YY	F9PP35G+42**YY	F8PP35G+42**YY	K, P, W	
		Poly-Pro™	300	Precision	F7PP35G+44**YY	F9PP35G+44**YY	F8PP35G+44**YY	A, D, I, S	
				Ball	F7PP35G+47**YY	F9PP35G+47**YY	F8PP35G+47**YY	T, Y	
				Delrin	F7PP35G+55**YY	F9PP35G+55**YY	F8PP35G+55**YY	K, P, W	
				Sleeve	F7PP35G+90**YY	F9PP35G+90**YY	F8PP35G+90**YY	T, Y	
		Polymadic™	325	Delrin	F7PM35GM5A**YY	F9PM35GM5A**YY	F8PM35GM5A**YY		
				Annular	F7PM35GM43**YY	F9PM35GM43**YY	F8PM35GM43**YY		
		Polyon AL™	350	Annular	F7PA35G+43**YY	F9PA35G+43**YY	F8PA35G+43**YY	L, M	
		Disc Wheel	250	Ball	F7UN35GLA3**YY	F9UN35GLA3**YY	F8UN35GLA3**YY		
		Hard Rubber	300	Plain	F7HR35GB82**YY	F9HR35GB82**YY	F8HR35GB82**YY		
		Polyolefin	300	Plain	F7PO35GZ82**YY	F9PO35GZ82**YY	F8PO35GZ82**YY		
Sleeve	F7PO35GJ90**YY			F9PO35GJ90**YY	F8PO35GJ90**YY				
BrimStone™	350	S.S. Top Hat	F7GN35GQ97**YY	F9GN35GQ97**YY	F8GN35GQ97**YY				



Wheel Dia	Tread Width	Wheel Type	Load Capacity	Bearing Type	Total Lock Caster Part #	Swivel Caster Part #	Rigid Caster Part #	+ Color		
4"	1-1/4"	Yoke and axle/nut				F7ZZ40GZ82**YAN	F9ZZ40GZ82**YAN	F8ZZ40GZ82**YAN		
		Super-Soft™	120	Annular	F7SF40GI43**YY	F9SF40GI43**YY	F8SF40GI43**YY			
		Soft Rubber	350	Plain	F7SR40GB82**YY	F9SR40GB82**YY	F8SR40GB82**YY			
			350	Ball	F7SR40GB42**YY	F9SR40GB42**YY	F8SR40GB42**YY			
		Blue Ergo™	350	Roller	F7BL40GL4R**YZ	F9BL40GL4R**YZ	F8BL40GL4R**YZ			
		Rubber/Alu	250	Annular	F7RA40GI43**YY	F9RA40GI43**YY	F8RA40GI43**YY			
		Nomadic™	300	Delrin	F7NM40GI5A**YY	F9NM40GI5A**YY	F8NM40GI5A**YY			
				Annular	F7NM40GI43**YY	F9NM40GI43**YY	F8NM40GI43**YY			
		Conductive	250	Precision	F7CN40GH44**YY	F9CN40GH44**YY	F8CN40GH44**YY			
		Thermo-Pro™	250	Precision	F7TP40G+44**YY	F9TP40G+44**YY	F8TP40G+44**YY	A, I		
				Sleeve	F7TP40G+47**YY	F9TP40G+47**YY	F8TP40G+47**YY	T, Y		
		Element™	320	Annular	F7EL40GI43**YY	F9EL40GI43**YY	F8EL40GI43**YY			
				Ball	F7PP40G+42**YY	F9PP40G+42**YY	F8PP40G+42**YY	K, P, W		
		Poly-Pro™	350	Precision	F7PP40G+44**YY	F9PP40G+44**YY	F8PP40G+44**YY	A, D, I, K, S		
					F7PP40G+47**YY	F9PP40G+47**YY	F8PP40G+47**YY			
				Sleeve	F7PP40G+55**YY	F9PP40G+55**YY	F8PP40G+55**YY	T, Y		
					F7PP40G+90**YY	F9PP40G+90**YY	F8PP40G+90**YY			
		Polymadic™	350	Delrin	F7PM40GM5A**YY	F9PM40GM5A**YY	F8PM40GM5A**YY			
				Annular	F7PM40GM43**YY	F9PM40GM43**YY	F8PM40GM43**YY			
		Elite™	350	Ball	F7ET40GL42**YY	F9ET40GL42**YY	F8ET40GL42**YY			
		Ergo-PU	350	Precision	F7EU40GOD0**YY	F9EU40GOD0**YY	F8EU40GOD0**YY			
		DuraLastomer™	350	Sleeve	F7SU40GL90**YY	F9SU40GL90**YY	F8SU40GL90**YY			
		Polygon AL™	350	Annular	F7PA40GL43**YY	F9PA40GL43**YY	F8PA40GL43**YY	L, M		
		Disc Wheel	270	Ball	F7UN40GLA3**YY	F9UN40GLA3**YY	F8UN40GLA3**YY			
		Hard Rubber	350	Plain	F7HR40GB82**YY	F9HR40GB82**YY	F8HR40GB82**YY			
				Ball	F7HR40GB42**YY	F9HR40GB42**YY	F8HR40GB42**YY			
		GrayRok™	350	Plain	F7RK40GI82**YY	F9RK40GI82**YY	F8RK40GI82**YY			
		Polyolefin	350	Plain	F7PO40G+82**YY	F9PO40G+82**YY	F8PO40G+82**YY	B, Z		
				Sleeve	F7PO40G+90**YY	F9PO40G+90**YY	F8PO40G+90**YY	J, Z		
				Ball	F7PO40GZ42**YY	F9PO40GZ42**YY	F8PO40GZ42**YY			
		H.D. Polyolefin	350	Plain	F7HP40G+82**YY	F9HP40G+82**YY	F8HP40G+82**YY	B, E		
		Nylon	350	Precision	F7NY40GE47**YY	F9NY40GE47**YY	F8NY40GE47**YY			
				Sleeve	F7NY40GE90**YY	F9NY40GE90**YY	F8NY40GE90**YY			
		BrimStone™	350	S.S. Top Hat	F7GN40G+97**YY	F9GN40G+97**YY	F8GN40G+97**YY	B, Q		
		SteROLLizer™ AL	300	Sleeve	F7BF40GC90**YZ	F9BF40GC90**YZ	F8BF40GC90**YZ			
		SteROLLizer™ SS	300	Sleeve	F7SL40GC90**YY	F9SL40GC90**YY	F8SL40GC90**YY			
		Conductive PU	250	Precision	F7CU40GH44**YY	F9CU40GH44**YY	F8CU40GH44**YY			
		4"	1-1/2"	Polygon™	350	Roller	F7PU40H+03**YZ	F9PU40H+03**YZ	F8PU40H+03**YZ	G, V
				Polygon AL™	350	Roller	F7PA40H+03**YZ	F9PA40H+03**YZ	F8PA40H+03**YZ	N, R
				Polyolefin	350	Roller	F7PO40HB03**YZ	F9PO40HB03**YZ	F8PO40HB03**YZ	
				BrimStone™	350	Sleeve	F7GN40H+90**YY	F9GN40H+90**YY	F8GN40H+90**YY	B, Q
						Roller	F7GN40H+03**YZ	F9GN40H+03**YZ	F8GN40H+03**YZ	
SteROLLizer™ AL	350			SS Precision	F7BH40HC61**YY	F9BH40HC61**YY	F8BH40HC61**YY			
SteROLLizer™ SS	350			SS Precision	F7SL40HC61**YY	F9SL40HC61**YY	F8SL40HC61**YY			
Epoxy	350			Precision	F7OV40H+P4**YZ	F9OV40H+P4**YZ	F8OV40H+P4**YZ			
		Sleeve	F7OV40H+90**YZ	F9OV40H+90**YZ	F8OV40H+90**YZ	G, Q				



Wheel Dia	Tread Width	Wheel Type	Load Capacity	Bearing Type	Total Lock Caster Part #	Swivel Caster Part #	Rigid Caster Part #	+ Color
5"	1-1/4"	Yoke and axle/nut			F7ZZ50GZ82**YAN	F9ZZ50GZ82**YAN	F8ZZ50GZ82**YAN	
		Super-Soft™	125	Annular	F7SF50GI43**YY	F9SF50GI43**YY	F8SF50GI43**YY	
		Soft Rubber	350	Plain	F7SR50GB82**YY	F9SR50GB82**YY	F8SR50GB82**YY	
				Ball	F7SR50GB42**YY	F9SR50GB42**YY	F8SR50GB42**YY	
		Blue- Ergo™	350	Roller	F7BL50GL4R**YZ	F9BL50GL4R**YZ	F8BL50GL4R**YZ	
		Rubber/Alu	325	Annular	F7RA50GI43**YY	F9RA50GI43**YY	F8RA50GI43**YY	
		Nomadic™	325	Delrin	F7NM50G+5A**YY	F9NM50G+5A**YY	F8NM50G+5A**YY	I, L
				Annular	F7NM50G+43**YY	F9NM50G+43**YY	F8NM50G+43**YY	
		Conductive	275	Precision	F7CN50GH44**YY	F9CN50GH44**YY	F8CN50GH44**YY	
		Thermo-Pro™	300	Precision	F7TP50GI44**YY	F9TP50GI44**YY	F8TP50GI44**YY	T, Y
					F7TP50G+47**YY	F9TP50G+47**YY	F8TP50G+47**YY	
				Sleeve	F7TP50G+90**YY	F9TP50G+90**YY	F8TP50G+90**YY	
		Element™	350	Annular	F7EL50GI43**YY	F9EL50GI43**YY	F8EL50GI43**YY	
		Poly-Pro™	350	Ball	F7PP50G+42**YY	F9PP50G+42**YY	F8PP50G+42**YY	C, K, P, W
				Precision	F7PP50G+44**YY	F9PP50G+44**YY	F8PP50G+44**YY	A, D, I, S
					F7PP50G+47**YY	F9PP50G+47**YY	F8PP50G+47**YY	T, Y
				Delrin	F7PP50G+55**YY	F9PP50G+55**YY	F8PP50G+55**YY	C, K, P, W
				Sleeve	F7PP50G+90**YY	F9PP50G+90**YY	F8PP50G+90**YY	T, Y
		Polymadic™	350	Delrin	F7PM50GM5A**YY	F9PM50GM5A**YY	F8PM50GM5A**YY	
				Annular	F7PM50GM43**YY	F9PM50GM43**YY	F8PM50GM43**YY	
		Ergo-PU	350	Dual Precision	F7EU50GOD0**YY	F9EU50GOD0**YY	F8EU50GOD0**YY	
		DuraLastomer™	350	Sleeve	F7SU50GL90**YY	F9SU50GL90**YY	F8SU50GL90**YY	
		Polygon AL™	350	Annular	F7PA50GL43**YY	F9PA50GL43**YY	F8PA50GL43**YY	
		Disc Wheel	300	Ball	F7UN50GLA3**YY	F9UN50GLA3**YY	F8UN50GLA3**YY	
		Hard Rubber	350	Plain	F7HR50GB82**YY	F9HR50GB82**YY	F8HR50GB82**YY	
				Ball	F7HR50GB42**YY	F9HR50GB42**YY	F8HR50GB42**YY	
		GrayRok™	350	Plain	F7RK50GI82**YY	F9RK50GI82**YY	F8RK50GI82**YY	
		Polyolefin	350	Plain	F7PO50G+82**YY	F9PO50G+82**YY	F8PO50G+82**YY	B, Z
				Sleeve	F7PO50G+90**YY	F9PO50G+90**YY	F8PO50G+90**YY	J, Z
				Ball	F7PO50GZ42**YY	F9PO50GZ42**YY	F8PO50GZ42**YY	
		H.D. Polyolefin	350	Plain	F7HP50G+82**YY	F9HP50G+82**YY	F8HP50G+82**YY	B, E
		Nylon	350	Precision	F7NY50GE47**YY	F9NY50GE47**YY	F8NY50GE47**YY	
Sleeve	F7NY50GE90**YY			F9NY50GE90**YY	F8NY50GE90**YY			
BrimStone™	350	S.S. Top Hat	F7GN50G+97**YY	F9GN50G+97**YY	F8GN50G+97**YY	B, Q		
Conductive PU	250	Precision	F7CU50GH44**YY	F9CU50GH44**YY	F8CU50GH44**YY			
5"	1-3/8"	Neo-Energizer™	350	Ball	F7EN50VB42**YY	F9EN50VB42**YY	F8EN50VB42**YY	
			350	Precision	F7EN50VBP2**YY	F9EN50VBP2**YY	F8EN50VBP2**YY	
5"	1-1/2"	Polygon™	350	Roller	F7PU50H+03**YZ	F9PU50H+03**YZ	F8PU50H+03**YZ	G, V
		Polygon AL™	350	Roller	F7PA50H+03**YZ	F9PA50H+03**YZ	F8PA50H+03**YZ	N, R
		Polyolefin	350	Roller	F7PO50HB03**YZ	F9PO50HB03**YZ	F8PO50HB03**YZ	
		BrimStone™	350	Sleeve	F7GN50H+90**YY	F9GN50H+90**YY	F8GN50H+90**YY	B, Q
				Roller	F7GN50H+03**YZ	F9GN50H+03**YZ	F8GN50H+03**YZ	



RX - Medium Duty Casters - 400LB

- Various options of modular stems available
- Double ball raceways with 9/16" kingpin
- Grease fitting underneath the raceways
- Hardened swivel raceways
- Bright Zinc finish

RXEU50GOD006-000G00



RXEN25VB42C2-000G00



RXEL50GI43068-000G00



Plate Code	Overall Size	Bolt Hole Pattern	Mounting Bolt Size	
06	2-3/8" x 3-5/8"	1-3/4" x 2-7/8" Slotted to 3"	5/16"	
Stem Code	Size	Stem Type	Modular Part #	
ZZ	1/2" diameter	Hollow Kingpin		
92	5/8" x 2-3/16"	Grip Ring Stem	09STA92	
93	13/16" x 2-3/16"		07STG93	
48	0.865" x 2-1/2" dual rings		07STG48	
85	1" x 2-3/16" dual rings		07STG85	
82	1-1/8" x 2-3/16" dual rings		07STG82	
22	1-1/4" x 2-3/16" dual rings		07STG22	
23	1-3/8" x 2-3/16" dual rings		07STG23	
O1	1-1/4" x 4", 7/16" dia. crx drill, 2.5" from bottom	Round	07STRO1	
43	9/16" x 215/16", 2 x 5/16" dia. crx drill	Square Stem	07STS43	
51	3/4" x 2", 3 x 1/4" dia. crx drill		07STS51	
55	7/8" x 2", 3 x 5/16" dia. crx drill	Square Stem, crx Sec. 1.087"	07STS55	
56	7/8" x 2", 3 x 5/16" dia. crx drill	Square Stem, crx Sec. 0.983"	07STS56	
41	7/8" x 2-1/4", 5/16" dia. crx drill, with Grip Ring	Square Stem	07STO41	
Q1	1" x 4"		07STSQ1	
62	3/8"-16 x 1-1/2"	Threaded	07STT62	
33	7/16" - 14 x 1-1/2"		07STT33	
79	7/16" -14 x 2-1/4"		07STT79	
68	1/2 - 13 x 1.5"		07STT68	
C9	1/2" - 13 x 3-1/8"		07STTC9	
C1	1/2" - 13 x 4"		07STTC1	
80	5/8" - 11 x 1"		07STT80	
8A	5/8" -11 x 3"		07STT8A	
81	5/8" - 11 x 1-3/4"		07STT81	
C2	5/8" - 11 x 4"		07STTC2	
87	3/4" - 10 x 1-3/4"		07STT87	
8K	3/4" - 10 X 2-1/4"		07STT8K	
84	3/4" - 10 x 4"		07STT84	
C3	3/4" - 10 x 6"		07STTC3	
S5	3/4" - 10 x 10		07STTS5	
M1	M10 - 1.5 x 1-1/2"		Metric Threaded	07STTM10
M3	M12-1.75 x 1-3/4"			07STTM12-134
M4	M12-1.75 x 2"	07STTM12-200		
M6	M16 - 2 x 1-1/2"	07STTM16-112		
M7	M20 - 2.5 x 1-3/4"	07STTM20-134		



Wheel Dia.	Tread Width	Wheel Type	Load Capacity	Bearing Type	Swivel Caster Part #	Rigid Caster Part #	O.A.H.	Swivel Radius	+ Color	
2-1/2"	1-1/4"	Yoke and axle/nut				RXZZ25GZ82**YAN	RRZZ25GZ8206YAN	3-3/4"	2-3/8"	
		Soft Rubber	175	Plain	RXSR25GB82**YY	RRSR25GB8206YY				
		Neo-Energizer™	250	Ball	RXEN25GB42**YY	RREN25GB4206YY				
				Precision	RXEN25GBP2**YY	RREN25GBP206YY				
		Thermo-Pro™	250	Precision	RXTP25G+44**YY	RRTP25G+4406YY				
				Ball	RXTP25G+42**YY	RRTP25G+4206YY				
		Polyolefin	250	Plain	RXPO25GB82**YY	RRPO25GB8206YY				
		Poly-Pro™	250	Ball	RXPP25G+42**YY	RRPP25G+4206YY				
Hard Rubber	250	Plain	RXHR25GB82**YY	RRHR25GB8206YY						
Maxrok™	350	Plain	RXMA25GB82**YY	RRMA25GB8206YY						
2-1/2"	1-3/8"	Elastomer	350	Precision	RX SX25VIP2**YY	RRSX25VIP206YY				
3"	1-1/4"	Yoke and axle/nut				RXZZ30GZ82**YAN	RRZZ30GZ8206YAN	4-3/16"	2-11/16"	
		Super-Soft™	105	Annular	RXSF30GI43**YY	RRSF30GI43**YY				
		Soft Rubber	300	Plain	RXSR30GB82**YY	RRSR30GB82**YY				
				Ball	RXSR30GB42**YY	RRSR30GB42**YY				
		Nomadic™	300	Delrin	RXNM30G+5A**YY	RRNM30G+5A**YY				
				Annular	RXNM30G+43**YY	RRNM30G+43**YY				
		Conductive TPR	200	Precision	RXCN30GH44**YY	RRCN30GH44**YY				
		Conductive SR	250	Ball	RXCT30GB42**YY	RRCT30GB42**YY				
		Thermo-Pro™	210	Precision	RXTP30GI44**YY	RRTP30GI44**YY				
				Sleeve	RXTP30G+47**YY	RRTP30G+47**YY				
		Element™	300	Annular	RXEL30GI43**YY	RREL30GI43**YY				
				Ball	RXPP30G+42**YY	RRPP30G+42**YY				
		Poly-Pro™	300	Precision	RXPP30G+44**YY	RRPP30G+44**YY				
				RXPP30G+47**YY	RRPP30G+47**YY					
				Delrin	RXPP30G+55**YY	RRPP30G+55**YY				
				Sleeve	RXPP30G+90**YY	RRPP30G+90**YY				
		Polymadic™	300	Delrin	RXPM30GM5A**YY	RRPM30GM5A**YY				
				Annular	RXPM30GM43**YY	RRPM30GM43**YY				
		Elite™	350	Ball	RXET30GL42**YY	RRET30GL42**YY				
		Ergo-PU	350	Dual Precision	RXEU30GOD0**YY	RREU30GOD0**YY				
		DuraLastomer™	300	Sleeve	RXSU30GL90**YY	RRSU30GL90**YY				
		Polygon AL™	350	Annular	RXPA30GL43**YY	RRPA30GL43**YY				
		Hard Rubber	300	Ball	RXHR30GB42**YY	RRHR30GB42**YY				
				Plain	RXHR30GB82**YY	RRHR30GB82**YY				
		GrayRok™	300	Plain	RXRK30GI82**YY	RRRK30GI82**YY				
		Polyolefin	250	Plain	RXPO30G+82**YY	RRPO30G+82**YY				
			300	Sleeve	RXPO30G+90**YY	RRPO30G+90**YY				
				Ball	RXPO30GZ42**YY	RRPO30GZ42**YY				
		H.D. Polyolefin	300	Plain	RXHP30G+82**YY	RRHP30G+82**YY				
		Nylon	300	Sleeve	RXNY30GE90**YY	RRNY30GE90**YY				
				Precision	RXNY30GE47**YY	RRNY30GE47**YY				
		Phenolic	300	Top Hat	RXPH30GB99**YY	RRPH30GB99**YY				
		H.T. Phenolic	200	S.S. Top Hat	RXHT30GQ97**YY	RRHT30GQ97**YY				
		BrimStone™	350	S.S. Top Hat	RXGN30G+97**YY	RRGN30G+97**YY				
Semi-Steel	350	Plain	RXSS30GS82**YY	RRSS30GS82**YY						
		Sleeve	RXSS30GS90**YY	RRSS30GS90**YY						
Sintered Iron	350	Plain	RXSI30GS82**YY	RRSI30GS82**YY						
V-Groove	350	Plain	RXVG30GT82**YY	RRVG30GT82**YY						
Maxrok™	350	Plain	RXMA30GB82**YY	RRMA30GB82**YY						
Conductive PU	225	Precision	RXCU30GH44**YY	RRCU30GH44**YY						
3"	1-3/8"	Neo-Energizer™	300	Ball	RXEN30VB42**YY	RREN30VB42**YY				
			300	Precision	RXEN30VBP2**YY	RREN13VBP2**YY				
		Elastomer	350	Precision	RX SX30VIP2**YY	RRSX30VIP2**YY				



Wheel Dia.	Tread Width	Wheel Type	Load Capacity	Bearing Type	Swivel Caster Part #	Rigid Caster Part #	O.A.H.	Swivel Radius	+ Color						
4"	1-1/4"	Yoke and axle/nut			RXZZ40GZ82**YAN	RRZZ40GZ82**YAN	5-7/32"	3-3/16"							
		Super-Soft™	120	Annular	RXSF40GI43**YY	RRSF40GI43**YY									
		Soft Rubber	350	Plain	RXSR40GB82**YY	RRSR40GB82**YY									
			350	Ball	RXSR40GB42**YY	RRSR40GB42**YY									
		Blue Ergo™	350	Roller	RXBL40GL4R**YY	RRBL40GL4R**yy									
		Rubber/Alu	250	Annular	RXRA40GI43**YY	RRRA40GI43**YY									
										Nomadic™	300	Delrin	RXNM40GI5A**YY	RRNM40GI5A**YY	
										Annular	RXNM40GI43**YY	RRNM40GI43**YY			
										Conductive	250	Precision	RXCN40GH44**YY	RRCN40GH44**YY	
		Thermo-Pro™	250	Precision						RXTP40G+44**YY	RRTP40G+44**YY	A, I			
										RXTP40G+47**YY	RRTP40G+47**YY	T, Y			
										RXTP40G+90**YY	RRTP40G+90**YY				
		Element™	320	Annular	RXEL40GI43**YY	RREL40GI43**YY									
		Poly-Pro™	350	Precision						Ball	RXPP40G+42**YY	RRPP40G+42**YY	K, P, W		
										RXPP40G+44**YY	RRPP40G+44**YY	A, D, I, S			
										RXPP40G+47**YY	RRPP40G+47**YY	T, Y			
										RXPP40G+55**YY	RRPP40G+55**YY	K, P, W			
										RXPP40G+90**YY	RRPP40G+90**YY				
		Polymadic™	350	Delrin						RXPM40GM5A**YY	RRPM40GM5A**YY				
										Annular	RXPM40GM43**YY	RRPM40GM43**YY			
		Elite™	350	Ball	RXET40GL42**YY	RRET40GL42**YY									
		Ergo-PU	350	Dual Precision	RXEU40GOD0**YY	RREU40GOD0**YY									
		DuraLastomer™	350	Sleeve	RXSU40GL90**YY	RRSU40GL90**YY									
		Polygon AL™	350	Annular	RXPA40G+43**YY	RRPA40G+43**YY				L, M					
		Disc Wheel	270	Ball						RXUN40GLA3**YY	RRUN40GLA3**YY				
										Hard Rubber	350	Plain	RXHR40GB82**YY	RRHR40GB82**YY	
										Ball	RXHR40GB42**YY	RRHR40GB42**YY			
										Polyolefin	350	Plain	RXPO40G+82**YY	RRPO40G+82**YY	B, Z
										Sleeve	RXPO40G+90**YY	RRPO40G+90**YY	J, Z		
										Ball	RXPO40GZ42**YY	RRPO40GZ42**YY			
										H.D. Polyolefin	350	Plain	RXHP40G+82**YY	RRHP40G+82**YY	B, E
		Nylon	350	Precision						RXNY40GE47**YY	RRNY40GE47**YY				
										Sleeve	RXNY40GE90**YY	RRNY40GE90**YY			
		Phenolic	350	Top Hat	RXPH40GB99**YY	RRPH40GB99**YY									
H.T. Phenolic	250	S.S. Top Hat	RXHT40GQ97**YY	RRHT40GQ97**YY											
BrimStone™	350	S.S. Top Hat	RXGN40G+97**YY	RRGN40G+97**YY	B, Q										
SteROLLizer™ AL	300	Sleeve	RXBF40GC90**YY	RRBF40GC90**YY											
SteROLLizer™ SS	300	Sleeve	RXSL40GC90**YY	RRSL40GC90**YY											
Semi-Steel	350	Precision			Plain	RXSS40GS82**YY	RRSS40GS82**YY								
					Sleeve	RXSS40GS90**YY	RRSS40GS90**YY								
Conductive PU	250	Precision	RXCU40GH44**YY	RRCU40GH44**YY											



Wheel Dia.	Tread Width	Wheel Type	Load Capacity	Bearing Type	Swivel Caster Part #	Rigid Caster Part #	O.A.H.	Swivel Radius	+ Color	
5"	1-1/4"	yoke and axle/nut				RXZZ50GZ82**YAN	RRZZ50GZ82**YAN	6-9/32"	3-11/16"	
		Super-Soft™	125	Annular	RXSF50GI43**YY	RRSF50GI43**YY				
		Soft Rubber	350	Plain	RXSR50GB82**YY	RRSR50GB82**YY				
				Ball	RXSR50GB42**YY	RRSR50GB42**YY				
		Blue- Ergo™	350	Roller	RXBL50GL4R**YY	RRBL50GL4R**YY				
		Rubber/Alu	325	Annular	RXRA50GI43**YY	RRRA50GI43**YY				
		Nomadic™	325	Delrin	RXNM50G+5A**YY	RRNM50G+5A**YY	I, L			
				Annular	RXNM50G+43**YY	RRNM50G+43**YY	I, L			
		Conductive	275	Precision	RXCN50GH44**YY	RRCN50GH44**YY				
		Thermo-Pro™	300	Precision	RXTP50GI44**YY	RRTP50GI44**YY				
					RXTP50G+47**YY	RRTP50G+47**YY	T,Y			
				Sleeve	RXTP50G+90**YY	RRTP50G+90**YY				
		Element™	250	Annular	RXEL50GI43**YY	RREL50GI43**YY				
		Poly-Pro™	350	Ball	RXPP50G+42**YY	RRPP50G+42**YY	C,K,P,W			
				Precision	RXPP50G+44**YY	RRPP50G+44**YY	I,A,D,S			
					RXPP50G+47**YY	RRPP50G+47**YY	T,Y			
				Delrin	RXPP50G+55**YY	RRPP50G+55**YY	C,K,P,W			
				Sleeve	RXPP50G+90**YY	RRPP50G+90**YY	T,Y			
		Polymadic™	350	Delrin	RXPM50GM5A**YY	RRPM50GM5A**YY				
				Annular	RXPM50GM43**YY	RRPM50GM43**YY				
		Ergo-PU	350	Dual Precision	RXEU50GOD0**YY	RREU50GOD0**YY				
		DuraLastomer™	350	Sleeve	RXSU50GL90**YY	RRSU50GL90**YY				
		Polygon AL™	350	Annular	RXPA50GL43**YY	RRPA50GL43**YY				
		Disc Wheel	300	Ball	RXUN50GLA3**YY	RRUN50GLA3**YY				
		Hard Rubber	350	Plain	RXHR50GB82**YY	RRHR50GB82**YY				
				Ball	RXHR50GB42**YY	RRHR50GB42**YY				
		Polyolefin	350	Plain	RXPO50G+82**YY	RRPO50G+82**YY	B,Z			
				Sleeve	RXPO50G+90**YY	RRPO50G+90**YY	J,Z			
				Ball	RXPO50GZ42**YY	RRPO50GZ42**YY				
		H.D. Polyolefin	350	Plain	RXHP50G+82**YY	RRHP50G+82**YY	B,E			
		Nylon	350	Precision	RXNY50GE47**YY	RRNY50GE47**YY				
				Sleeve	RXNY50GE90**YY	RRNY50GE90**YY				
Phenolic	350	Top Hat	RXPH50GB99**YY	RRPH50GB99**YY						
H.T. Phenolic	300	S.S. Top Hat	RXHT50GQ97**YY	RRHT50GQ97**YY						
BrimStone™	350	S.S. Top Hat	RXGN50G+97**YY	RRGN50G+97**YY	B,Q					
Semi-Steel	350	Plain	RXSS50GS82**YY	RRSS50GS82**YY						
		Sleeve	RXSS50GS90**YY	RRSS50GS90**YY						
Conductive PU	250	Precision	RXCU50GH44**YY	RRCU50GH44**YY						
5"	1-3/8"	Neo-energizer™	350	Ball	RXEN50VB42**YY	RREN50VB42**YY				
			350	Precision	RXEN50VBP2**YY	RREN50VBP2**YY				



2" Wide Wheels									
UX	CP	CQ	CQ	CX	CY	TP	TP	UA	
EN	ER	FF	FP	SX	HI	SU	HT	HU	
LS	MA	MU	NM	NM	NR	NV	NX	NY	
OV	PA	PH	PM	PO	PO	PP	PR	PU	
PX	RA	RH	RP	RS	SF	SL	SN	DW	
SS	SV	SW	HS	FS	CD	DS	DV	VG	

BEARING CHART (##)

Bearing Code	Description	Wheel Width	Image	Bearing Code	Description	Wheel Width	Image	Bearing Code	Description	Wheel Width	Image
88	Plain 3/4" ID	1-1/2" & 2"		49	Precision Bearing Integrated w/ Top Hat	2"		11	3/4" I.D. Solid Delrin Bearing	1-1/2" & 2"	
08	Roller w/ Outer Split	1-1/2"						12	1/2" Solid Delrin Bearing	1-1/2" & 2"	
03	Roller w/ Outer Split	1-1/2"		62/63	Precision Ball Bearing	2"		57	Flanged Delrin Bearing	1-1/2" & 2"	
04	Roller w/ Outer Split	2"		60	Flanged Precision Ball Bearing	2"		53	Flanged Ball Bearing	1-1/2" & 2"	
09	Caged Roller Bearing	2"		6M	Flanged Precision Ball Bearing	1-1/2"		B5	Flanged Bronze Bearing	2"	
48	Dual-Row Caged Ball Bearing	2"		B1	1-pc Bronze Bushing	2"		P4	Ball Bearing w/ 3/8" I.D. Top Hat	2"	
73	Precision Tapered Bearing	2"		14	2 PC 6205 Pre. Ball Bearings w/ 1/2" I.D. Bushing	1-13/16"					



H9/H0 Medium-Heavy Duty Stamp-Formed Series - 660LB

- 5/32" thick steel deeply embossed for best strength
- Dual ball bearings raceway, with 5/8" kingpin.
- Features wheels with 2" width
- Sealed upper raceway
- 1/2" axle hole
- Zinc Plated
- NSF Listed

H9/H0 SERIES • CAPACITY 660

H9BL60JL6317YY



H9TP60JT0417-0T0000



H0PO60JE0417YY



H9PP60JM0417YY



H9HU60JI6417YY



H0CQ60JL6417YY



FASTENING PATTERNS

Plate Code	Overall Size	Bolt Hole Pattern	Mounting Bolt Size
17	4" x 4-15/32"	2-5/8" x 3-5/8" to 3" x 3"	3/8"

Overall Height and Swivel Radius

Wheel Diameter	Overall Height	Denotation Code	Swivel Radius
4"	5-3/16"	40	3-1/2"
5"	6-5/16"	50	4"
6"	7-3/16"	60	4-3/8"



H9/H0 SERIES • CAPACITY 660

Wheel Diameter	Tread Width	Wheel Type	Load Cap.	Bearing Options	Replace + with desired wheel color		+Color
					Replace ## with desired wheel bearing		
4"	2"	Yoke Only			H9ZZ40JZ8317YY	H0ZZ40JZ8317YY	
		Neo-Energizer™	500	04,09,60,48,57,12	H9EN40JB##17YY	H0EN40JB##17YY	
		Nomadic™	400	04,09,60,48,57,12	H9NM40J+##17YY	H0NM40J+##17YY	A,I
		Rubber on Nylon	400	04,09,60,48,57,12	H9NR40JB##17YY	H0NR40JB##17YY	
		Rubber on Aluminum	400	04,09,60,48,57,12	H9RA40JB##17YY	H0RA40JB##17YY	
		Low Profile Rubber	300	04,09,60,48,57,12	H9LP40JB##17YY	H0LP40JB##17YY	
		Mold-On Rubber	400	04,09,60,48,57,12	H9RS40JB##17YY	H0RS40JB##17YY	
		Blue Ergo™	400		H9BL40JL6317YY	H0BL40JL6317YY	
		Thermo-Pro™	300	04,09,60,63,48,57,12	H9TP40J+##17YY	H0TP40J+##17YY	A,I,T,Y
		Xtreme Wheel	200	02	H9LS40JA6217YY	H0LS40JA6217YY	
		Polyolefin	500	04,09,60,63,48,57,12	H9PO40J+##17YY	H0PO40J+##17YY	B,E
		Nylon	660	04,09,60,48,57,12	H9NY40JE##17YY	H0NY40JE##17YY	
		RokHard™	660	04,09,62,57,12	H9HI40JB##17YY	H0HI40JB##17YY	
		MaxRok™	660	04,09,49,57,12	H9MA40JB##17YY	H0MA40JB##17YY	
		Phenolic	660	04,09,60,48,57,12	H9PH40JB##17YY	H0PH40JB##17YY	
		Phenolic Straight Sided	660	04,09,60,57,12	H9PH40TB##17YY	H0PH40TB##17YY	
		Polygon MaxRok™	660	04,09,60,48,57,12	H9MU40J+##17YY	H0MU40J+##17YY	G,K
		Polygon AL™	660	04,09,60,48,57,12	H9PA40J+##17YY	H0PA40J+##17YY	N,R
		Poly-Pro™	500	04,09,60,62,48,57,12	H9PP40J+##17YY	H0PP40J+##17YY	D,K,M,U,W
			600		H9PP40JP4917YY	H0PP40JP4917YY	
		Polymadic™	600	04,09,60,49,48,57,12	H9PM40J+##17YY	H0PM40J+##17YY	I,M
		Polyon™	660		H9PU40JV6317YY	H0PU40JV6317YY	
			660	04,09,60,48,57,12	H9PU40J+##17YY	H0PU40J+##17YY	G,V
		PolyFlexon™ Cast	660	04,09,60,48,57,12	H9RP40JK##17YY	H0RP40JK##17YY	
PolyFlexon™	660		H9UA40J+6417YY	H0UA40J+6417YY	N,O		
Ultraflex™	660		H9UX40J+6317YY	H0UX40J+6317YY	M,O		
DuraLastomer™	660	09,60,48,57,12	H9SU40JL##17YY	H0SU40JL##17YY			
Super Elastomer	660		H9SX40JI6417YY	H0SX40JI6417YY			
5"	2"	Yoke Only			H9ZZ50JZ8317YY	H0ZZ50JZ8317YY	
		Neo-Energizer™	550	04,09,60,48,57,12	H9EN50JB##17YY	H0EN50JB##17YY	
		Nomadic™	500	04,09,60,48,57,12	H9NM50J+##17YY	H0NM50J+##17YY	A,I
		Rubber on Nylon	450	04,09,60,48,57,12	H9NR50JB##17YY	H0NR50JB##17YY	
		Rubber on Aluminum	500	04,09,60,48,57,12	H9RA50JB##17YY	H0RA50JB##17YY	
		Mold-On Rubber	400	04,09,60,48,57,12	H9RS50JB##17YY	H0RS50JB##17YY	
		Blue Ergo™	400		H9BL50JL6317YY	H0BL50JL6317YY	
		CushEndure™	400		H9GR50JB1917YY	H0GR50JB1917YY	
		Thermo-Pro™	350	04,09,60,48,57,12	H9TP50J+##17YY	H0TP50J+##17YY	A,I,T,X,Y,Z
		Xtreme Wheel	250	03	H9LS50JA6217YY	H0LS50JA6217YY	
		Polyolefin	650	04,09,60,48,57,12	H9PO50J+##17YY	H0PO50J+##17YY	B,E
		Nylon	660	04,09,60,48,57,12	H9NY50JE##17YY	H0NY50JE##17YY	
		RokHard™	660	04,09,62,57,12	H9HI50JB##17YY	H0HI50JB##17YY	
		MaxRok™	660	04,09,63,49,57,12	H9MA50JB##17YY	H0MA50JB##17YY	
		Phenolic	660	04,09,60,48,57,12	H9PH50JB##17YY	H0PH50JB##17YY	
		Sterolizer™	450		H9SL50JCB817YY	H0SL50JCB817YY	
		Polygon MaxRok™	660	04,09,60,63,48,57,12	H9MU50J+##17YY	H0MU50J+##17YY	G,K
		Polygon AL™	660	04,09,60,48,57,12	H9PA50J+##17YY	H0PA50J+##17YY	N,R
		Polygon - C	660	04,09,60,48,57,12	H9PR50JL##17YY	H0PR50JL##17YY	
		Poly-Pro™	600	04,09,48,60,63,57,12	H9PP50J+##17YY	H0PP50J+##17YY	B,C,D,K,M,U,W
			660		H9PP50JP4917YY	H0PP50JP4917YY	
					H9PP50JH6317YY	H0PP50JH6317YY	
		Polymadic™	660	04,09,48,60,63,57,12	H9PM50J+##17YY	H0PM50J+##17YY	I,M
		Polyon™	660		H9PU50JV6317YY	H0PU50JV6317YY	
660	04,09,60,48,57,12		H9PU50J+##17YY	H0PU50J+##17YY	G,V		
PolyFlexon™ Cast	660	04,09,60,48,57,12	H9RP50JK##17YY	H0RP50JK##17YY			
PolyFlexon™	660		H9UA50J+6417YY	H0UA50J+6417YY	N,O		
Ultraflex™	660		H9UX50J+6417YY	H0UX50J+6417YY	M,O		
D-Polyon	660		H9UD50JL6417YY	H0UD50JL6417YY			
DuraLastomer™	660	09,60,48,57,12	H9SU50JL##17YY	H0SU50JL##17YY			
Super Elastomer	660	04,09,64,57,12	H9SX50JI##17YY	H0SX50JI##17YY			
ErgoLastomer™	660	04,09,64,57,12	H9HU50JI##17YY	H0HU50JI##17YY			



Wheel Diameter	Tread Width	Wheel Type	Load Cap.	Bearing Options	Replace + with desired wheel color		+Color			
					Replace #	with desired wheel bearing				
6"	2"	Yoke Only				H9ZZ60JZ8317YY	H0ZZ60JZ8317YY			
		Neo-Energizer™	600	04, 09, 64, 57, 12	H9EN60JB##17YY	H0EN60JB##17YY				
		Pneumatic	200		H9FP60JB6017YY	H0FP60JB6017YY				
		Foam Filled	200		H9FF60JB6017YY	H0FF60JB6017YY				
		Ever-Roll™	200		H9ER60J+6017YY	H0ER60J+6017YY	B,I			
		Nomadic™	600	04, 09, 48, 60, 57, 12	H9NM60J+##17YY	H0NM60J+##17YY	A,I			
		Rubber on Nylon	550	04, 09, 48, 60, 57, 12	H9NR60JB##17YY	H0NR60JB##17YY				
		Dura Cushion™	350	04, 09, 63, 57, 12	H9BC60J+##17YY	H0BC60J+##17YY	X,Z			
		Eco-Rubber	350		H9SN60JB5317YY	H0SN60JB5317YY				
		Rubber on Aluminum	550	04, 09, 48, 60, 57, 12	H9RA60JB##17YY	H0RA60JB##17YY				
		Mold-On Rubber	550	04, 09, 48, 60, 57, 12	H9RS60JB##17Y	H0RS60JB##17Y				
		Supreme Rubber	660	04, 09, 48, 60, 57, 12	H9RH60JS##17YY	H0RH60JS##17YY				
		Blue Ergo™	550		H9BL60JL6317YY	H0BL60JL6317YY				
		Thermo-Pro™	500	04, 09, 60, 63, 48, 57, 12	H9TP60J+##17YY	H0TP60J+##17YY	A,I,T,X,Y,Z			
		Xtreme Wheel	350	04	H9LS60JA6217YY	H0LS60JA6217YY				
		Polyolefin	660	04, 09, 60, 53, P3, 48, 57, 12	H9PO60J+##17YY	H0PO60J+##17YY	B,E			
		Nylon	660	04, 09, 63, 57, 12	H9NY60JE##17YY	H0NY60JE##17YY				
		RokHard™	660	04, 09, 48, 60, 57, 12	H9HI60JB##17YY	H0HI60JB##17YY				
		MaxRok™	660	04, 09, 63, 57, 12	H9MA60JB##17YY	H0MA60JB##17YY				
		Phenolic	660		H9PH60JB##17YY	H0PH60JB##17YY				
		Straight-Sided Phenolic	660	04, 09, 48, 60, 57, 12	H9PH60TB##17YY	H0PH60TB##17YY				
		Poly MaxRok™	660	04, 09, 48, 60, 57, 12	H9MU60J+##17YY	H0MU60J+##17YY	G,K			
		Polyon AL™	660	04, 09, 48, 60, 57, 12	H9PA60J+##17YY	H0PA60J+##17YY	N,R			
		Polyon-C	660	04, 09, 48, 60, 57, 12	H9PR60JL##17YY	H0PR60JL##17YY				
		Poly-Pro™	660	04, 09, 48, 60, 63, 57, 12	H9PP60J+##17YY	H0PP60J+##17YY	D,I,K,M,U,W			
					H9PP60JP4917YY	H0PP60JP4917YY				
		Polymadic™	660	04, 09, 48, 60, 63, 57, 12	H9PP60JH6317YY	H0PP60JH6317YY				
					H9PM60J+##17YY	H0PM60J+##17YY	I,M			
		Polyon™	660	04, 09, 48, 60, 57, 12	H9PU60JV6317YY	H0PU60JV6317YY				
					H9PU60J+##17YY	H0PU60J+##17YY	G,V			
		EnergySaver Polyon™	660	04, 09, 63, 57, 12	H9SW60JU##17YY	H0SW60JU##17YY				
		PolyFlexon™ Cast	660	04, 09, 63, 57, 12	H9RP60JK##17YY	H0RP60JK##17YY				
		PolyFlexon™	660		H9UA60J+6417YY	H0UA60J+6417YY	N,O			
		D-Polyon	660		H9UD60JL6417YY	H0UD60JL6417YY				
		Ultraflex™	660		H9UX60J+6417YY	H0UX60J+6417YY	M,O			
		Champion	660		H9CP60JN6417YY	H0CP60JN6417YY				
		DuraLastomer™	660	09, 48, 60, 57, 12	H9SU60JL##17YY	H0SU60JL##17YY				
		Super Elastomer	660		H9SX60JI6417YY	H0SX60JI6417YY				
		ErgoLastomer™	660	04, 09, 48, 60, 64, 57, 12	H9HU60JI##17YY	H0HU60JI##17YY				
		Titan™ Polymer	660		H9PX60JO6317YY	H0PX60JO6317YY				
		Conquer™	660		H9CQ60JR6417YY	H0CQ60JR6417YY				
					H9CQ60JL6417YY	H0CQ60JL6417YY				
		8"	2"	Yoke Only				H9ZZ80JZ8317YY	H0ZZ80JZ8317YY	
				Neo-Energizer™	600	04, 09, 64, 57, 12	H9EN80JB##17YY	H0EN80JB##17YY		
				Ever-Roll™	250		H9ER80J+6017YY	H0ER80J+6017YY	B,I	
Nomadic™	660			04, 09, 48, 60, 57, 12	H9NM80J+##17YY	H0NM80J+##17YY	A,I			
Rubber on Nylon	600			04, 09, 48, 60, 57, 12	H9NR80JB##17YY	H0NR80JB##17YY				
Dura Cushion™	450			04, 09, 63, 57, 12	H9BC80J+##17YY	H0BC80J+##17YY	X,Z			
Eco-Rubber	450			53, P3	H9SN80UC##17YY	H0SN80UC##17YY				
Rubber on Aluminum	600			04, 09, 48, 60, 57, 12	H9RA80JB##17YY	H0RA80JB##17YY				
Mold-On Rubber	600			04, 09, 48, 60, 57, 12	H9RS80JB##17YY	H0RS80JB##17YY				
Supreme Rubber	660			04, 09, 63, 57, 12	H9RH80JS##17YY	H0RH80JS##17YY				
Blue Ergo™	600				H9BL80JL6317YY	H0BL80JL6317YY				
Thermo-Pro™	600			04, 09, 60, 63, 48, 57, 12	H9TP80J+##17YY	H0TP80J+##17YY	A,I,T,X,Y,Z			
Xtreme Wheel	400			05	H9LS80JA6217YY	H0LS80JA6217YY				
Polyolefin	660			04, 09, 60, 53, P3, 48, 57, 90, 12	H9PO80J+##17YY	H0PO80J+##17YY	B,E			
Nylon	660			04, 09, 63, 57, 12	H9NY80JE##17YY	H0NY80JE##17YY				
RokHard™	660			04, 09, 48, 60, 57, 12	H9HI80JB##17YY	H0HI80JB##17YY				
MaxRok™	660			04, 09, 49, 57, 12	H9MA80JB##17YY	H0MA80JB##17YY				
Phenolic	660			04, 09, 48, 60, 57, 12	H9PH80JB##17YY	H0PH80JB##17YY				
Poly MaxRok™	660			04, 09, 48, 60, 57, 12	H9MU80J+##17YY	H0MU80J+##17YY	G,K			
Polyon AL™	660			04, 09, 48, 60, 57, 12	H9PA80J+##17YY	H0PA80J+##17YY	N,R			
Poly-Pro™	660			04, 09, 48, 60, 63, 57, 12	H9PP80J+##17YY	H0PP80J+##17YY	C,D,I,K,M,U,W			
					H9PP80JP4917YY	H0PP80JP4917YY				
Polymadic™	660			04, 09, 48, 60, 63, 57, 12	H9PP80JH6317YY	H0PP80JH6317YY				
					H9PM80J+##17YY	H0PM80J+##17YY	I,M			
Polyon™	660			04, 09, 48, 60, 57, 12	H9PU80JV6317YY	H0PU80JV6317YY				
					H9PU80J+##17YY	H0PU80J+##17YY	G,V			
PolyFlexon™ Cast	660				H9RP80JK6317YY	H0RP80JK6317YY				
PolyFlexon™	660				H9UA80J+6417YY	H0UA80J+6417YY	N,O			
D-Polyon	660				H9UD80JL6417YY	H0UD80JL6417YY				
Ultraflex™	660				H9UX80J+6417YY	H0UX80J+6417YY	M,O			
Champion	660				H9CP80JN6417YY	H0CP80JN6417YY				
DuraLastomer™	660			09, 48, 60, 57, 12	H9SU80JL##17YY	H0SU80JL##17YY				
Super Elastomer	660				H9SX80JI6417YY	H0SX80JI6417YY				
ErgoLastomer™	660			04, 09, 64, 57, 12	H9HU80JI##17YY	H0HU80JI##17YY				
Titan™ Polymer	660				H9PX80JO6317YY	H0PX80JO6317YY				
Conquer™	660				H9CQ80JR6417YY	H0CQ80JR6417YY				
					H9CQ80JL6417YY	H0CQ80JL6417YY				

The Ever-Roll is not designed to sit with a load.



T9/79/80 - Stamp-Formed Series - 450LB

- Stamp-formed body for attractive appearance
- This series includes Total Lock, matching Swivel and Rigid
- 8" Rigid caster available with plate welded at 90° angle
- NSF listed

79PP60JK0406-0V0000

79TP80HT5106-0000Z0

80TP80HT510690

T9BL60JL6376YY

80TP80HI5306YY



T9/79/80 SERIES • CAPACITY 450

Overall Height and Swivel Radius

Wheel Diameter	Denotation Code	Overall Height	Swivel Radius	
			79 series	T9 series
4"	40	5-1/4"	3-1/4"	4-5/8"
5"	50	6-1/4"	4"	4-5/8"
6"	60	7-1/2"	4-5/8"	4-5/8"
8"	80	9-1/2"	5-7/8"	N/A

Fastening Patterns

Plate Code	Overall Size	Bolt Hole Pattern	Mounting Bolt Size
06	2-3/8" x 3-5/8"	1-3/4" X 2-7/8" slotted to 3"	5/16"
11	3-1/8" x 4-1/8"	1-3/4" x 2-15/16" to 2-3/8" x 3-3/8"	3/8"
17	4" x 4-15/32"	2-5/8" x 3-5/8" to 3" x 3"	3/8"
MS	3-1/8" x 3-3/4"	1-5/8" x 3 to 2-5/16" x 3-1/8"	5/16"
Stem Code	Size	Pattern	
68	1/2" - 13 x 1-1/2"	Threaded	
70	1/2" - 13 x 2-3/4"		

Round Expandable Adapter Stem

Stem Code	Expandable Range	Fits Tubing I.D.
71	0.720" - 0.851"	3/4"
72	0.852" - 0.927"	7/8"
7B	0.900" - 0.980"	15/16"
73	0.928" - 1.029"	1"
7A	1.020" - 1.109"	1-1/16"
74	1.110" - 1.180"	1-1/8"
78	1.178" - 1.303"	1-3/16"
75	1.360" - 1.425"	1-3/8"
76	1.426" - 1.589"	1-1/2"
77	1.790" - 1.850"	1-7/8"

Square Expandable Adapter Stem

	Expandable Range	Fits Tubing I.D.
R1	0.720" - 0.851"	3/4"
R2	0.852" - 0.927"	7/8"
R3	0.928" - 1.029"	1"
R4	1.030" - 1.140"	1-1/8"
R5	1.360" - 1.425"	1-3/8"
R6	1.426" - 1.589"	1-1/2"
R7	1.790" - 1.850"	1-7/8"
U2	0.852" - 0.927"	7/8"
U5	1.360" - 1.425"	1-3/8"

Modular Stem				
Stem Code	Size	Stem Type	Modular Part #	
ZZ	1/2" diameter	Hollow Kingpin		
E1	Additional Adjustable Height 1.750" - 2.375"	 06 Plate	07STAE1	
E2	Additional Adjustable Height 1.875" - 2.500"		07STAE2	
E3	Additional Adjustable Height 3.500" - 4.125"		07STAE3	
E4	Additional Adjustable Height 3.500" - 5.000"		07STAE4	
F1	Additional Adjustable Height 1.750" - 2.375"	 16 Plate $\phi 5/16$	07STAF1	
F2	Additional Adjustable Height 1.875" - 2.500"		07STAF2	
F3	Additional Adjustable Height 3.500" - 4.125"		07STAF3	
F4	Additional Adjustable Height 3.500" - 5.000"		07STAF4	
B1	Additional Adjustable Height 1.875" - 3.000"	To fit 1-1/2" I.D. Round Tubing	07STGB1	
92	5/8" x 2-3/16"	Grip Ring Stem	09STA92	
93	13/16" x 2-3/16"		07STG93	
48	0.865" x 2-1/4" dual rings		07STG48	
85	1" x 2-3/16" dual rings		07STG85	
82	1-1/8" x 2-3/16" dual rings		07STG82	
22	1-1/4" x 2-3/16" dual rings		07STG22	
23	1-3/8" x 2-3/16" dual rings		07STG23	
O1	1-1/4" x 4", 7/16" dia. crx drill, 2.5" from bottom	Round	07STRO1	
43	9/16" x 2.92", 2 x 5/16" dia. crx drill	Square Stem	07STS43	
51	3/4" x 2", 3 x 1/4" dia. crx drill		07STS51	
55	7/8" x 2", 3 x 5/16" dia. crx drill	Square Stem, crx. Sec. 1.087"	07STS55	
56	7/8" x 2", 3 x 1/4" dia. crx drill	Square Stem, crx. Sec. 0.983"	07STS56	
41	7/8" x 2-1/4", 5/16" dia. crx drill, with Grip Ring	Square Stem	07STO41	
Q1	1" x 4"		07STSQ1	
33	7/16" - 14 x 1-1/2"	Threaded	07STT33	
79	7/16" -14 x 2-1/4"		07STT79	
C8	1/2" - 13 x 3-1/8"		07STTC8	
C1	1/2" - 13 x 4"		07STTC1	
80	5/8" - 11 x 1"		07STT80	
81	5/8" - 11 x 1-3/4"		07STT81	
C2	5/8" - 11 x 4"		07STTC2	
87	3/4" - 10 x 1-3/4"		07STT87	
84	3/4" - 10 x 4"		07STT84	
C3	3/4" - 10 x 6"		07STTC3	
S5	3/4" - 10 x 10		07STTS5	
M1	M10 - 1.5 x 1-1/2"		Metric Threaded	07STTM10
M3	M12-1.75 x 1-3/4"			07STTM12-134
M6	M16 - 2 x 1-1/2"	07STTM16-112		
M7	M20 - 2.5 x 1-3/4"	07STTM20-134		



T9/T9/80 SERIES • CAPACITY 450

Wheel Diameter	Tread Width	Wheel Type	Load Cap.	Available Bearing Options	Replace + with desired wheel color			+Color	
					Replace ## with desired wheel bearing				
					#T9 Series	#79	#80		
4"	1-1/2"	Yoke Only					79ZZ40HZ82**YY	80ZZ40HZ82**YY	
		Mold-On Rubber	350	03,6M,57,12		79RS40HB##**YY	80RS40HB##**YY		
		Thermo-Pro™	281	03,6M,57,12		79TP40HI##**YY	80TP40HI##**YY		
		Polyolefin	400	03,6M,57,12		79PO40HB##**YY	80PO40HB##**YY		
		Phenolic	450	03,6M,57,12		79PH40HB##**YY	80PH40HB##**YY		
		High-Temp Phenolic	400	03		79HT40HQ##**YY	80HT40HQ##**YY		
		Sterollizer™	350			79BF40HC61**YY	80BF40HC61**YY		
						79SL40HC61**YY	80SL40HC61**YY		
		Polyon AL™	450	03,6M,57,12		79PA40H+##**YY	80PA40H+##**YY	N,R	
		Poly-Pro™	400	03,6M,57,12		79PP40H+##**YY	80PP40H+##**YY	D,K,U	
		Polyon™	450	03,6M,57,12		79PU40H+##**YY	80PU40H+##**YY	G,V	
		EnergySaver Polyon™	450			79SW40HU03**YY	80SW40HU03**YY		
		BrimStone™	450	03,90		79GN40H+##**YY	80GN40H+##**YY	B,Q	
		Epoxy	450			79OV40H+90**YY	80OV40H+90**YY	G,Q	
MaxRok™ V-Groove	450	03,6M,57,12		79MV40HT##**YY	80MV40HT##**YY				
Iron V-Groove	350	03,6M,57,12		79VG40HT##**YY	80VG40HT##**YY				
4"	1-13/16"	Solid Steel V-Groove	450		79SV40IT14**YY	80SV40IT14**YY			
4"	2"	Yoke Only				T9ZZ40JZ83**YY	79ZZ40JZ83**YY	80ZZ40JZ83**YY	
		Neo-Energizer™	450	04,09,60,48,57,12		T9EN40JB##**YY	79EN40JB##**YY	80EN40JB##**YY	
		Nomadic™	400	04,09,60,48,57,12		T9NM40J+##**YY	79NM40J+##**YY	80NM40J+##**YY	A,I
		Rubber on Nylon	400	04,09,60,48,57,12		T9NR40JB##**YY	79NR40JB##**YY	80NR40JB##**YY	
		Rubber on Aluminum	400	04,09,60,48,57,12		T9RA40JB##**YY	79RA40JB##**YY	80RA40JB##**YY	
		Low Profile Rubber	300	04,09,60,48,57,12		T9LP40JB##**YY	79LP40JB##**YY	80LP40JB##**YY	
		Mold-On Rubber	400	04,09,60,48,57,12		T9RS40JB##**YY	79RS40JB##**YY	80RS40JB##**YY	
		Blue Ergo™	400			T9BL40JL63**YY	79BL40JL63**YY	80BL40JL63**YY	
		Thermo-Pro™	300	04,09,60,63,48,57,12		T9TP40J+##**YY	79TP40J+##**YY	80TP40J+##**YY	A,I,T,Y
		Xtreme Wheel	200	02		T9LS40JA62**YY	79LS40JA62**YY	80LS40JA62**YY	
		Polyolefin	450	04,09,60,63,48,57,12		T9PO40J+##**YY	79PO40J+##**YY	80PO40J+##**YY	B,E
		Nylon	450	04,09,60,48,57,12		T9NY40JE##**YY	79NY40JE##**YY	80NY40JE##**YY	
		Ironman™	450	04,09,60,48,65,73,12		T9NX40JB##**YY	79NX40JB##**YY	80NX40JB##**YY	
		RokHard™	450	04,09,62,57,12		T9HI40JB##**YY	79HI40JB##**YY	80HI40JB##**YY	
		BrimStone™	450	04,09,90		T9GN40J+##**YY	79GN40J+##**YY	80GN40J+##**YY	B,Q
		Epoxy	450	04,09,90		T9OV40JQ##**YY	79OV40JQ##**YY	80OV40JQ##**YY	
		MaxRok™	450	04,09,49,57,12		T9MA40JB##**YY	79MA40JB##**YY	80MA40JB##**YY	
		Phenolic	450	04,09,60,48,57,12		T9PH40JB##**YY	79PH40JB##**YY	80PH40JB##**YY	
		Phenolic Straight Sided	450	04,09,60,57,12		T9PH40TB##**YY	79PH40TB##**YY	80PH40TB##**YY	
		High-Temp Phenolic	450	04,09,90		T9HT40JQ##**YY	79HT40JQ##**YY	80HT40JQ##**YY	
		Polyon MaxRok™	450	04,09,60,48,57,12		T9MU40J+##**YY	79MU40J+##**YY	80MU40J+##**YY	G,K
		Polyon AL™	450	04,09,60,48,57,12		T9PA40J+##**YY	79PA40J+##**YY	80PA40J+##**YY	N,R
		DW-Black	450			T9DW40JLT3**YY	79DW40JLT3**YY	80DW40JLT3**YY	
		DW-Red	450			T9DW40JRT3**YY	79DW40JRT3**YY	80DW40JRT3**YY	
		DW-Blue	450			T9DW40JBT3**YY	79DW40JBT3**YY	80DW40JBT3**YY	
		DW-Gray	450			T9DW40JGT3**YY	79DW40JGT3**YY	80DW40JGT3**YY	
		Poly-Pro™	450	04,09,60,62,48,57,12		T9PP40J+##**YY	79PP40J+##**YY	80PP40J+##**YY	D,K,M,U,W
			450			T9PP40JP49**YY	79PP40JP49**YY	80PP40JP49**YY	
		Polymadic™	450	04,09,60,49,48,57,12		T9PM40J+##**YY	79PM40J+##**YY	80PM40J+##**YY	I,M
		Polyon™	450			T9PU40JV63**YY	79PU40JV63**YY	80PU40JV63**YY	
			450	04,09,60,48,57,12		T9PU40J+##**YY	79PU40J+##**YY	80PU40J+##**YY	G,V
		EnergySaver Polyon™	450	04,09,60,48,57,12		T9SW40JU##**YY	79SW40JU##**YY	80SW40JU##**YY	
		PolyFlexon™ Cast	450	04,09,60,48,57,12		T9RP40JK##**YY	79RP40JK##**YY	80RP40JK##**YY	
		PolyFlexon™	450			T9UA40JO64**YY	79UA40JO64**YY	80UA40JO64**YY	
		Ultraflex™	450			T9UX40JO63**YY	79UX40JO63**YY	80UX40JO63**YY	
		DuraLastomer™	450	09,60,48,57,12		T9SU40JL##**YY	79SU40JL##**YY	80SU40JL##**YY	
Super Elastomer	450			T9SX40JI64**YY	79SX40JI64**YY	80SX40JI64**YY			
ErgoLastomer™	450	04,09,64,57,12		T9HU40JI##**YY	79HU40JI##**YY	80HU40JI##**YY			
Ironman™ V-Groove	450			T9NV40JT4P**YY	79NV40JT4P**YY	80NV40JT4P**YY			
MaxRok™ V-Groove	450	04,09,60,48,57,12		T9MV40JT##**YY	79MV40JT##**YY	80MV40JT##**YY			
Iron V-Groove	450	04,09,60,48,57,12		T9VG40JT##**YY	79VG40JT##**YY	80VG40JT##**YY			
Conductive Ultraflex™	450			T9CX40JL63**YY	79CX40JL63**YY	80CX40JL63**YY			



Wheel Diameter	Tread Width	Wheel Type	Load Cap.	Available Bearing Options	Replace + with desired wheel color			+Color
					Replace ## with desired wheel bearing			
					#T9 Series	#79	#80	
5"	1-1/2"	Yoke Only				79ZZ50HZ82**YY	80ZZ50HZ82**YY	
		Mold-On Rubber	350	03,6M,57,12		79RS50HB###**YY	80RS50HB###**YY	
		Thermo-Pro™	300	03,6M,57,12		79TP50HI###**YY	80TP50HI###**YY	
		Polyolefin	450	03,6M,57,90,12		79PO50HB###**YY	80PO50HB###**YY	
		Phenolic	450	03,6M,57,90,12		79PH50HB###**YY	80PH50HB###**YY	
		Polyon AL™	450	03,6M,57,12		79PA50H+###**YY	80PA50H+###**YY	N,R
		Poly-Pro™	450	03,6M,57,12		79PP50H+###**YY	80PP50H+###**YY	D,K,S,U
		Polyon™	450	03, 6M, 57, 12		79PU50H+###**YY	80PU50H+###**YY	G,V
		EnergySaver Polyon™	450	03, 6M, 57, 12		79SW50HU###**YY	80SW50HU###**YY	
		BrimStone™	450	03,90		79GN50HQ###**YY	80GN50HQ###**YY	
5"	2"	Yoke Only			T9ZZ50JZ83**YY	79ZZ50JZ83**YY	80ZZ50JZ83**YY	
		Neo-Energizer™	450	04,09,60,48,57,12	T9EN50JB###**YY	79EN50JB###**YY	80EN50JB###**YY	
		Nomadic™	450	04,09,60,48,57,12	T9NM50J+###**YY	79NM50J+###**YY	80NM50J+###**YY	A,I
		Rubber on Nylon	450	04,09,60,48,57,12	T9NR50JB###**YY	79NR50JB###**YY	80NR50JB###**YY	
		Rubber on Aluminum	450	04,09,60,48,57,12	T9RA50JB###**YY	79RA50JB###**YY	80RA50JB###**YY	
		Mold-On Rubber	400	04,09,60,48,57,12	T9RS50JB###**YY	79RS50JB###**YY	80RS50JB###**YY	
		Blue Ergo™	400		T9BL50JL63**YY	79BL50JL63**YY	80BL50JL63**YY	
		CushEndure™	400		T9GR50JB19**YY	79GR50JB19**YY	80GR50JB19**YY	
		Thermo-Pro™	350	04,09,60,48,57,12	T9TP50J+###**YY	79TP50J+###**YY	80TP50J+###**YY	A,I,T,X,Y,Z
		Xtreme Wheel	250	03	T9LS50JA62**YY	79LS50JA62**YY	80LS50JA62**YY	
		Polyolefin	450	04,09,60,48,57,12	T9PO50J+###**YY	79PO50J+###**YY	80PO50J+###**YY	B,E
		Nylon	450	04,09,60,48,57,12	T9NY50JE###**YY	79NY50JE###**YY	80NY50JE###**YY	
		Ironman	450	65,73	T9NX50J+###**YY	79NX50J+###**YY	80NX50J+###**YY	B,I
		RokHard™	450	04,09,62,57,12	T9HI50JB###**YY	79HI50JB###**YY	80HI50JB###**YY	
		BrimStone™	450	04,09,90	T9GN50J+###**YY	79GN50J+###**YY	80GN50J+###**YY	B,Q
		Epoxy	450	04,09,90	T9OV50JQ###**YY	79OV50JQ###**YY	80OV50JQ###**YY	
		MaxRok™	450	04,09,63,49,57,12	T9MA50JB###**YY	79MA50JB###**YY	80MA50JB###**YY	
		Phenolic	450	04,09,60,48,57,12	T9PH50JB###**YY	79PH50JB###**YY	80PH50JB###**YY	
		High-Temp Phenolic	450	04,09,90	T9HT50JQ###**YY	79HT50JQ###**YY	80HT50JQ###**YY	
		Sterollizer™	450		T9SL50JCB8**YY	79SL50JCB8**YY	80SL50JCB8**YY	
		Polyon MaxRok™	450	04,09,60,63,48,57,12	T9MU50J+###**YY	79MU50J+###**YY	80MU50J+###**YY	G,K
		Polyon AL™	450	04,09,60,48,57,12	T9PA50J+###**YY	79PA50J+###**YY	80PA50J+###**YY	N,R
		Polyon - C	450	04,09,60,48,57,12	T9PR50JL###**YY	79PR50JL###**YY	80PR50JL###**YY	
		DW-Black	450		T9DW50JLT3**YY	79DW50JLT3**YY	80DW50JLT3**YY	
		DW-Red	450		T9DW50JRT3**YY	79DW50JRT3**YY	80DW50JRT3**YY	
		DW-Blue	450		T9DW50JBT3**YY	79DW50JBT3**YY	80DW50JBT3**YY	
		DW-Gray	450		T9DW50JGT3**YY	79DW50JGT3**YY	80DW50JGT3**YY	
		Poly-Pro™	450	04,09,48,60,63,57,12	T9PP50J+###**YY	79PP50J+###**YY	80PP50J+###**YY	B,C,D,K,U,M,W
			450		T9PP50JP49**YY	79PP50JP49**YY	80PP50JP49**YY	
					T9PP50JH63**YY	79PP50JH63**YY	80PP50JH63**YY	
		Polymadic™	450	04,09,48,60,63,57,12	T9PM50J+###**YY	79PM50J+###**YY	80PM50J+###**YY	I,M
		Polyon™	450		T9PU50JV63**YY	79PU50JV63**YY	80PU50JV63**YY	
			450	04,09,60,48,57,12	T9PU50J+###**YY	79PU50J+###**YY	80PU50J+###**YY	G,V
		EnergySaver Polyon™	450	04,09,60,48,57,12	T9SW50JU###**YY	79SW50JU###**YY	80SW50JU###**YY	
		PolyFlexon™ Cast	450	04,09,60,48,57,12	T9RP50JK###**YY	79RP50JK###**YY	80RP50JK###**YY	
		PolyFlexon™	450		T9UA50JO64**YY	79UA50JO64**YY	80UA50JO64**YY	
		Ultraflex™	450		T9UX50JO64**YY	79UX50JO64**YY	80UX50JO64**YY	
		D-Polyon	450		T9UD50JL64**YY	79UD50JL64**YY	80UD50JL64**YY	
		DuraLastomer™	450	09,60,48,57,12	T9SU50JL###**YY	79SU50JL###**YY	80SU50JL###**YY	
		Super Elastomer	450	04,09,64,57,12	T9SX50JI###**YY	79SX50JI###**YY	80SX50JI###**YY	
ErgoLastomer™	450	04,09,64,57,12	T9HU50JI###**YY	79HU50JI###**YY	80HU50JI###**YY			
Conductive Nylon	450	04,09,60,48,57,12	T9CY50JH###**YY	79CY50JH###**YY	80CY50JH###**YY			
Conductive Ultraflex™	450		T9CX50JL64**YY	79CX50JL64**YY	80CX50JL64**YY			



T9/T91/80 SERIES • CAPACITY 450

Wheel Dia.	Tread Width	Wheel Type	Load Cap.	Available Bearing Options	Replace + with a desired wheel color			+Color	
					Replace ## with desired wheel bearing				
					#T9 Series	#79	#80		
6"	1-1/2"	Yoke Only				79ZZ60HZ83**YY	80ZZ60HZ83**YY		
		Mold-On Rubber	450	03,6M,57,12		79RS60HB##**YY	80RS60HB##**YY		
		Thermo-Pro™	375	03,6M,57,12		79TP60HI##**YY	80TP60HI##**YY		
		Polyolefin	400	03,6M,57,12		79PO60H+##**YY	80PO60H+##**YY	B,E	
		Phenolic	450	03,6M,57,12		79PH60HB##**YY	80PH60HB##**YY		
		Polyon AL™	450	03,6M		79PA60H+##**YY	80PA60H+##**YY	N,R	
		Poly-Pro™	450	03,6M,57,12		79PP60H+##**YY	80PP60H+##**YY	K,T,U	
		Polyon™	450	03,6M,57,12		79PU60H+##**YY	80PU60H+##**YY	G,V	
		EnergySaver Polyon™	450	03,6M,57,12		79SW60HU##**YY	80SW60HU##**YY		
6"	2"	Yoke Only			T9ZZ60JZ83**YY	79ZZ60JZ83**YY	80ZZ60JZ83**YY		
		Neo-Energizer™	450	04, 09,64, 57, 12	T9EN60JB##**YY	79EN60JB##**YY	80EN60JB##**YY		
		Pneumatic	200		T9FP60JB60**YY	79FP60JB60**YY	80FP60JB60**YY		
		Foam Filled	200		T9FF60JB60**YY	79FF60JB60**YY	80FF60JB60**YY		
		Ever-Roll™	200		T9ER60J+60**YY	79ER60J+60**YY	80ER60J+60**YY	B,I	
		Nomadic™	450	04,09,48,60,57,12	T9NM60JB##**YY	79NM60JB##**YY	80NM60JB##**YY	A,I	
		Rubber on Nylon	450	04,09,48,60,57,12	T9NR60JB##**YY	79NR60JB##**YY	80NR60JB##**YY		
		Dura Cushion™	350	04,09,63,57,12	T9BC60J+##**YY	79BC60J+##**YY	80BC60J+##**YY	X,Z	
		Eco-Rubber	350		T9SN60JB53**YY	79SN60JB53**YY	80SN60JB53**YY		
		Rubber on Aluminum	450	04,09,48,60,57,12	T9RA60JB##**YY	79RA60JB##**YY	80RA60JB##**YY		
		Mold-On Rubber	450	04,09,48,60,57,12	T9RS60JB##**YY	79RS60JB##**YY	80RS60JB##**YY		
		Supreme Rubber	450	04,09,48,60,57,12	T9RH60JS##**YY	79RH60JS##**YY	80RH60JS##**YY		
		Blue Ergo™	450		T9BL60JL63**YY	79BL60JL63**YY	80BL60JL63**YY		
		Thermo-Pro™	450	04,09,60,63,48,57,12	T9TP60J+##**YY	79TP60J+##**YY	80TP60J+##**YY	A,I,T,X,Y,Z	
		Xtreme Wheel	350	04	T9LS60JA62**YY	79LS60JA62**YY	80LS60JA62**YY		
		Polyolefin	450	04,09,60,53,P3,48,57,12	T9PO60J+##**YY	79PO60J+##**YY	80PO60J+##**YY	B,E	
		Nylon	450	04,09,63,57,12	T9NY60JE##**YY	79NY60JE##**YY	80NY60JE##**YY		
		Ironman	450	65, 73	T9NX60JB##**YY	79NX60JB##**YY	80NX60JB##**YY		
		RokHard™	450	04,09,48,60,57,12	T9HI60JB##**YY	79HI60JB##**YY	80HI60JB##**YY		
		BrimStone™	450	04,09,60,90	T9GN60J+##**YY	79GN60J+##**YY	80GN60J+##**YY	B,Q	
		Epoxy	450	04,09,90	T9OV60JQ##**YY	79OV60JQ##**YY	80OV60JQ##**YY		
		MaxRok™	450	04,09,63,57,12	T9MA60JB##**YY	79MA60JB##**YY	80MA60JB##**YY		
		Phenolic	450	04,09,48,60,57,12	T9PH60JB##**YY	79PH60JB##**YY	80PH60JB##**YY		
		Straight-Sided Phenolic	450		T9PH60TB##**YY	79PH60TB##**YY	80PH60TB##**YY		
		High-Temp Phenolic	450	04,09,90	T9HT60JQ##**YY	79HT60JQ##**YY	80HT60JQ##**YY		
		Poly MaxRok™	450	04,09,48,60,57,12	T9MU60J+##**YY	79MU60J+##**YY	80MU60J+##**YY	G,K	
		Polyon AL™	450	04,09,48,60,57,12	T9PA60J+##**YY	79PA60J+##**YY	80PA60J+##**YY	N,R	
		Polyon-C	450	04,09,48,60,57,12	T9PR60JL##**YY	79PR60JL##**YY	80PR60JL##**YY		
		DW-Black	450		T9DW60JLT3**YY	79DW60JLT3**YY	80DW60JLT3**YY		
		DW-Red	450		T9DW60JRT3**YY	79DW60JRT3**YY	80DW60JRT3**YY		
		DW-Blue	450		T9DW60JBT3**YY	79DW60JBT3**YY	80DW60JBT3**YY		
		DW-Gray	450		T9DW60JGT3**YY	79DW60JGT3**YY	80DW60JGT3**YY		
		DW-CROWN-Red	1300		T9DW60XRT3**YY	79DW60XRT3**YY	80DW60XRT3**YY		
		DW-CROWN-Blue	1300		T9DW60XLT3**YY	79DW60XLT3**YY	80DW60XLT3**YY		
		Poly-Pro™	450		04,09,48,60,63,57,12	T9PP60J+##**YY	79PP60J+##**YY	80PP60J+##**YY	D,I,K,M,U,W
			450		T9PP60JP49**YY	79PP60JP49**YY	80PP60JP49**YY		
					T9PP60JH63**YY	79PP60JH63**YY	80PP60JH63**YY		
		Polymadic™	450	04,09,48,60,63,57,12	T9PM60J+##**YY	79PM60J+##**YY	80PM60J+##**YY	I,M	
		Polyon™	450	04,09,48,60,57,12	T9PU60JV63**YY	79PU60JV63**YY	80PU60JV63**YY		
			450		T9PU60J+##**YY	79PU60J+##**YY	80PU60J+##**YY	G,V	
		EnergySaver Polyon™	450	04,09,63,57,12	T9SW60JU##**YY	79SW60JU##**YY	80SW60JU##**YY		
		PolyFlexon™ Cast	450	04,09,63,57,12	T9RP60JK##**YY	79RP60JK##**YY	80RP60JK##**YY		
PolyFlexon™	450		T9UA60J+64**YY	79UA60J+64**YY	80UA60J+64**YY	N,O			
D-Polyon	450		T9UD60JL64**YY	79UD60JL64**YY	80UD60JL64**YY				
Ultraflex™	450		T9UX60J+64**YY	79UX60J+64**YY	80UX60J+64**YY	M,O			
Champion	450		T9CP60JN64**YY	79CP60JN64**YY	80CP60JN64**YY				
DuraLastomer™	450	09,48,60,57,12	T9SU60JL##**YY	79SU60JL##**YY	80SU60JL##**YY				
Super Elastomer	450		T9SX60JI64**YY	79SX60JI64**YY	80SX60JI64**YY				
ErgoLastomer™	450	04,09,48,60,64,57,12	T9HU60JI##**YY	79HU60JI##**YY	80HU60JI##**YY				
Titan™ Ploymer	450		T9PX60JO63**YY	79PX60JO63**YY	80PX60JO63**YY				
Conductive Nylon	450		T9CY60JI62**YY	79CY60JI62**YY	80CY60JI62**YY				
Conductive Ultraflex™	450		T9CX60JL64**YY	79CX60JL64**YY	80CX60JL64**YY				
8"	1-1/2"	Yoke Only				79ZZ80HZ8306YY	80ZZ80HZ8306YY		
		Thermo-Pro™	400			79TP80H+5306YY	80TP80H+5306YY	I,T	
		Poly-Pro™	400			79PP80H+5306YY	80PP80H+5306YY	I,T	
		Rubber on Aluminum	400			79RA80PB5306YY	80RA80PB5306YY		
8"	1-1/2"	Yoke Only					80ZZ80HZ800690		
		Thermo-Pro™	400				80TP80H+530690	I,T	
		Poly-Pro™	400					80PP80H+530690	I,T
		Rubber on Aluminum	400					80RA80PB530690	

*The Ever-Roll is not designed to sit with load.

RX/RL/RR Medium Heavy-Duty CASTER - 1300LB

- Sealed upper raceway with covered lower raceway for RX, Sealed upper raceway for RL
- RL Total lock, Locking wheel and swivel simultaneously
- Grease fitting in raceway and axle for maintenance
- Bright Zinc finish, Color Coating is available
- Double ball raceways with 3/4" kingbolt
- Features wheels with 2" tread widths
- Hardened swivel raceways
- RX Swivel
- RR Rigid
- NSF Listed

RX/RL/RR SERIES • CAPACITY 1300

RLEN60JB6417YY



RLSX60JI6417GY



RXUX60JO6417YY



RXBL60JL6317YY



FASTENING PATTERNS				
Plate Code	Overall Size	Bolt Hole Pattern		Mounting Bolt Size
17	4" x 4-1/2"	2-5/8" x 3-5/8" to 3" x 3"		3/8"
P3	140mm x 110mm	105mm x 75mm to 80mm		11mm
Stem Code		Size	Stem type	
2G		1.5-6 x 4	Threaded	
3G		1.5-6 x 6	Threaded	
OVERALL HEIGHT AND SWIVEL RADIUS				
Wheel Diameter	Overall Height	Denotation Code	S. Radius RX	S. Radius RL
3"	4-3/4"	30	3-1/4"	3-1/4"
4"	5-5/8 "	40	3-11/16"	3-11/16"
5"	6-11/16"	50	4-5/16"	4-5/16"
6"	7-23/32"	60	4-5/8"	4-5/8"
8"	9-3/4"	80	5-3/4"	5-3/4"



RX/RL/RR SERIES • CAPACITY 1300

Wheel Diameter	Tread Width	Wheel Type	Load Cap.	Available Bearing Options	Replace + with desired Wheel Color			+Color
					Replace ## with desired Wheel Bearing			
					Replace ** with desired Fastening Pattern			
					RX(Swivel)	RL(Total Lock)	RR(Rigid)	
3"	1-15/16"	Yoke Only			RXZZ30IZ8317YY	RLZZ30IZ8317YY	RRZZ30IZ8317YY	
		MaxRok™	900		RXMA30IB0817YY	RLMA30IB0817YY	RRMA30IB0817YY	
		Polygon™	900		RXPU30IB0817YY	RLPU30IB0817YY	RRPU30IB0817YY	
		Phenolic	1000		RXPH30IB0817YY	RLPH30IB0817YY	RRPH30IB0817YY	
	1-7/8"	Ultraflex™	500		RXUX30IO6317YY	RLUX30IO6317YY	RRUX30IO6317YY	
4"	2"	Yoke Only			RXZZ40JZ83**YY	RLZZ40JZ8317YY	RRZZ40JZ83**YY	
		Neo-Energizer™	500	04,09,60,48,57,12	RXEN40JB###**YY	RLEN40JB##17YY	RREN40JB###**YY	A,I
		Nomadic™	400	04,09,60,48,57,12	RXNM40J+###**YY	RLNM40J+##17YY	RRNM40J+###**YY	
		Rubber on Nylon	400	04,09,60,48,57,12	RXNR40JB###**YY	RLNR40JB##17YY	RRNR40JB###**YY	
		Rubber on Aluminum	400	04,09,60,48,57,12	RXRA40JB###**YY	RLRA40JB##17YY	RRRA40JB###**YY	
		Low Profile Rubber	300	04,09,60,48,57,12	RXLP40JB###**YY	RLLP40JB##17YY	RRLP40JB###**YY	
		Mold-On Rubber	400	04,09,60,48,57,12	RXRS40JB###**YY	RLRS40JB##17YY	RRRS40JB###**YY	
		Blue Ergo™	400		RXBL40JL63**YY	RLBL40JL6317YY	RRBL40JL63**YY	
		Thermo-Pro™	300	04,09,60,63,48,57,12	RXTP40J+###**YY	RLTP40J+##17YY	R RTP40J+###**YY	A,I,T,Y
		Xtreme Wheel	200	02	RXLS40JA62**YY	RLLS40JA62**YY	RRLS40JA62**YY	
		Polyolefin	500	04,09,60,63,48,57,12	RXPO40J+###**YY	RLPO40J+##17YY	RRPO40J+###**YY	B,E
		Nylon	810	04,09,60,48,57,12	RXNY40JE###**YY	RLNY40JE##17YY	RRNY40JE###**YY	
		Ironman™	1300	04,09,60, 48,65,73,12	RXNX40JB###**YY	RLNX40JB##17YY	RRNX40JB###**YY	
		RokHard™	800	04,09,62,57,12	RXHI40JB###**YY	RLHI40JB##17YY	RRHI40JB###**YY	
		BrimStone™	800	04,09,90	RXGN40J+###**YY	RLGN40J+##17YY	RRGN40J+###**YY	B,Q
		Epoxy	800	04,09,90	RXOV40JQ###**YY	RLOV40JQ##17YY	RROV40JQ###**YY	
		MaxRok™	800	04,09,49,57,12	RXMA40JB###**YY	RLMA40JB##17YY	RRMA40JB###**YY	
		Phenolic	800	04,09,60,48,57,12	RXPH40JB###**YY	RLPH40JB##17YY	RRPH40JB###**YY	
		Phenolic Straight Sided	1000	04,09,60,57,12	RXPH40TB###**YY	RLPH40TB##17YY	RRPH40TB###**YY	
		High-Temp Phenolic	600	04,09,90	RXHT40JQ###**YY	RLHT40JQ##17YY	RRHT40JQ###**YY	
		Polygon MaxRok™	700	04,09,60,48,57,12	RXMU40J+###**YY	RLMU40J+##17YY	RRMU40J+###**YY	G,K
		Polygon AL™	800	04,09,60,48,57,12	RXPA40J+###**YY	RLPA40J+##17YY	RRPA40J+###**YY	N,R
		DW-Black	470		RXDW40JLT3**YY	RLDW40JLT317YY	RRDW40JLT3**YY	
		DW-Red	540		RXDW40JRT3**YY	RLDW40JRT317YY	RRDW40JRT3**YY	
		DW-Blue	960		RXDW40JBT3**YY	RLDW40JBT317YY	RRDW40JBT3**YY	
		DW-Gray	1000		RXDW40JGT3**YY	RLDW40JGT317YY	RRDW40JGT3**YY	
		Poly-Pro™	500	04,09,60,62,48,57,12	RXPP40J+###**YY	RLPP40J+##17YY	RRPP40J+###**YY	D,K,M,U,W
			600		RXPP40JP49**YY	RLPP40JP4917YY	RRPP40JP49**YY	
		Polymadic™	600	04,09,60,49,48,57,12	RXPM40J+###**YY	RLPM40J+##17YY	RRPM40J+###**YY	I,M
		Polygon™	800		RXPU40JV63**YY	RLPU40JV6317YY	RRPU40JV63**YY	
			800	04,09,60,48,57,12	RXPU40J+###**YY	RLPU40J+##17YY	RRPU40J+###**YY	G,V
		EnergySaver Polygon™	800	04,09,60,48,57,12	RXSW40JU###**YY	RLSW40JU##17YY	RRSW40JU###**YY	
		PolyFlexon™ Cast	700	04,09,60,48,57,12	RXRP40JK###**YY	RLRP40JK##17YY	RRRP40JK###**YY	
		PolyFlexon™	900		RXUA40JO64**YY	RLUA40JO6417YY	RRUA40JO64**YY	
		Ultraflex™	900		RXUX40JO63**YY	RLUX40JO6317YY	RRUX40JO63**YY	
		DuraLastomer™	750	09,60,48,57,12	RXSU40JL###**YY	RLSU40JL##17YY	RRSU40JL###**YY	
		Super Elastomer	1200		RXSX40JI64**YY	RLSX40JI6417YY	RRSX40JI64**YY	
		ErgoLastomer™	1000	04,09,64,57,12	RXHU40JI###**YY	RLHU40JI##17YY	RRHU40JI###**YY	
		Semi-Steel	700	04,09,60,48,57,12	RXSS40JS###**YY	RLSS40JS##17YY	RRSS40JS###**YY	
		Heavy Duty Iron	900	04,09,60,48,57,12	RXHS40JS###**YY	RLHS40JS##17YY	RRHS40JS###**YY	
		Ductile	1300	04,09,60,63,57,12	RXDS40JR###**YY	RLDS40JR##17YY	RRDS40JR###**YY	
		Solid Steel	1300	09,63, B1,B5	RXMS40JS###**YY	RLMS40JS##17YY	RRMS40JS###**YY	
		EnergySaver Ductile™	1300	04,60,48,09,B1,B5	RXCD40JR###**YY	RLCD40JR##17YY	RRCD40JR###**YY	
		Ironman™ V-Groove	1000		RXNV40JT4P**YY	RLNV40JT4P17YY	RRNV40JT4P**YY	
		MaxRok™ V-Groove	800	04,09,60,48,57,12	RXMV40JT###**YY	RLMV40JT##17YY	RRMV40JT###**YY	
		Iron V-Groove	600	04,09,60,48,57,12	RXVG40JT###**YY	RLVG40JT##17YY	RRVG40JT###**YY	
		Ductile V-Groove	1300	04,09,60,48,57, B1, B5	RXDV40JT###**YY	RLDV40JT##17YY	RRDV40JT###**YY	
		Conductive Ultraflex™	500		RXCX40JL63**YY	RLCX40JL6317YY	RRCX40JL63**YY	



Wheel Diameter	Tread Width	Wheel Type	Load Cap.	Available Bearing Options	Replace + with desired Wheel Color			+Color
					Replace ## with desired Wheel Bearing			
					Replace ** with desired Fastening Pattern			
					RX(Swivel)	RL(Total Lock)	RR(Rigid)	
5"	2"	Yoke Only			RXZZ50JZ83**YY	RLZZ50JZ8317YY	RRZZ50JZ83**YY	
		Neo-Energizer™	550	04,09,60,48,57,12	RXEN50JB##**YY	RLEN50JB##17YY	RREN50JB##**YY	
		Nomadic™	500	04,09,60,48,57,12	RXNM50J+##**YY	RLNM50J+##17YY	RRNM50J+##**YY	A,I
		Rubber on Nylon	450	04,09,60,48,57,12	RXNR50JB##**YY	RLNR50JB##17YY	RRNR50JB##**YY	
		Rubber on Aluminum	500	04,09,60,48,57,12	RXRA50JB##**YY	RLRA50JB##17YY	RRRA50JB##**YY	
		Mold-On Rubber	400	04,09,60,48,57,12	RXRS50JB##**YY	RLRS50JB##17YY	RRRS50JB##**YY	
		Blue Ergo™	400		RXBL50JL63**YY	RLBL50JL6317YY	RRBL50JL63**YY	
		CushEndure™	400		RXGR50JB19**YY	RLGR50JB1917YY	RRGR50JB19**YY	
		Thermo-Pro™	350	04,09,60,48,57,12	RXTP50J+##**YY	RLTP50J+##17YY	R RTP50J+##**YY	A,I,T,X,Y,Z
		Xtreme Wheel	250	62	RXLS50JA62**YY	RLLS50JA62**YY	RRLS50JA62**YY	
		Polyolefin	650	04,09,60,48,57,12	RXPO50J+##**YY	RLPO50J+##17YY	RRPO50J+##**YY	B,E
		Nylon	900	04,09,60,48,57,12	RXNY50JE##**YY	RLNY50JE##17YY	RRNY50JE##**YY	
		Ironman	1300	65,73	RXNX50J+##**YY	RLNX50J+##17YY	RRNX50J+##**YY	B,I
		RokHard™	900	04,09,62,57,12	RXHI50JB##**YY	RLHI50JB##17YY	RRHI50JB##**YY	
		BrimStone™	1000	04,09,90	RXGN50J+##**YY	RLGN50J+##17YY	RRGN50J+##**YY	B,Q
		Epoxy	1000	04,09,90	RXOV50JQ##**YY	RLOV50JQ##17YY	RROV50JQ##**YY	
		MaxRok™	1000	04,09,63,49,57,12	RXMA50JB##**YY	RLMA50JB##17YY	RRMA50JB##**YY	
		Phenolic	1000	04,09,60,48,57,12	RXPH50JB##**YY	RLPH50JB##17YY	RRPH50JB##**YY	
		H-Temp Phenolic	750	04,09,90	RXHT50JQ##**YY	RLHT50JQ##17YY	RRHT50JQ##**YY	
		Sterolizer™	450		RXSL50JCB8**YY	RLSL50JCB817YY	RRSL50JCB8**YY	
		Polygon MaxRok™	1000	04,09,60,63,48,57,12	RXMU50J+##**YY	RLMU50J+##17YY	RRMU50J+##**YY	G,K
		Polygon AL™	900	04,09,60,48,57,12	RXPA50J+##**YY	RLPA50J+##17YY	RRPA50J+##**YY	N,R
		Polygon - C	900	04,09,60,48,57,12	RXPR50JL##**YY	RLPR50JL##17YY	RRPR50JL##**YY	
		DW-Black	550		RXDW50JLT3**YY	RLDW50JLT317YY	RRDW50JLT3**YY	
		DW-Red	750		RXDW50JRT3**YY	RLDW50JRT317YY	RRDW50JRT3**YY	
		DW-Blue	1160		RXDW50JBT3**YY	RLDW50JBT317YY	RRDW50JBT3**YY	
		DW-Gray	1200		RXDW50JGT3**YY	RLDW50JGT317YY	RRDW50JGT3**YY	
		Poly-Pro™	600	04,09,48,60,63,57,12	RXPP50J+##**YY	RLPP50J+##17YY	RRPP50J+##**YY	B,C,D,K,M,U,W
			700		RXPP50JP49**YY	RLPP50JP4917YY	RRPP50JP49**YY	
					RXPP50JH63**YY	RLPP50JH6317YY	RRPP50JH63**YY	
		Polymadic™	750	04,09,48,60,63,57,12	RXPM50J+##**YY	RLPM50J+##17YY	RRPM50J+##**YY	I,M
		Polyon™	1100		RXPU50JV63**YY	RLPU50JV6317YY	RRPU50JV63**YY	
			1100	04,09,60,48,57,12	RXPU50J+##**YY	RLPU50J+##17YY	RRPU50J+##**YY	G,V
		EnergySaver Polyon™	1300	04,09,60,48,57,12	RXSW50JU##**YY	RLSW50JU##17YY	RRSW50JU##**YY	
		PolyFlexon™ Cast	800	04,09,60,48,57,12	RXRP50JK##**YY	RLRP50JK##17YY	RRRP50JK##**YY	
		PolyFlexon™	900		RXUA50JO64**YY	RLUA50JO6417YY	RRUA50JO64**YY	
		Ultraflex™	900		RXUX50JO64**YY	RLUX50JO6417YY	RRUX50JO64**YY	
		D-Polygon	900		RXUD50JL64**YY	RLUD50JL6417YY	RRUD50JL64**YY	
		DuraLastomer™	900	09,60,48,57,12	RXSU50JL##**YY	RLSU50JL##17YY	RRSU50JL##**YY	
		Super Elastomer	1200	04,09,64,57,12	RXSX50JI##**YY	RLSX50JI##17YY	RRSX50JI##**YY	
		ErgoLastomer™	1300	04,09,64,57,12	RXHU50JI##**YY	RLHU50JI##17YY	RRHU50JI##**YY	
		Semi-Steel	1000	04,09,60,48,57,12	RXSS50JS##**YY	RLSS50JS##17YY	RRSS50JS##**YY	
		Heavy Duty Iron	1200	04,09,60,63,57,12	RXHS50JS##**YY	RLHS50JS##17YY	RRHS50JS##**YY	
		Ductile	1300	04,09,60,63,B1,B5	RXDS50JR##**YY	RLDS50JR##17YY	RRDS50JR##**YY	
		Forged Steel	1300	02,09,60, B1,B5	RXFS50JS##**YY	RLFS50JS##17YY	RRFS50JS##**YY	
EnergySaver Ductile™	1300	04,09,60,48,B1,B5	RXCD50JR##**YY	RLCD50JR##17YY	RRCD50JR##**YY			
Iron V-Groove	900	04,09,60,48,57,12	RXVG50JT##**YY	RLVG50JT##17YY	RRVG50JT##**YY			
Conductive Nylon	630	04,09,60,48,57,12	RXCY50JH##**YY	RLCY50JH##17YY	RRCY50JH##**YY			
Conductive Ultraflex™	540		RXCX50JL64**YY	RLCX50JL6417YY	RRCX50JL64**YY			



Wheel Diameter	Tread Width	Wheel Type	Load Cap.	Available Bearing Options	Replace + with a desired Wheel Color			+Color
					Replace ## with desired Wheel Bearing			
					Replace ** with desired Fastening Pattern			
					RX(Swivel)	RL(Total Lock)	RR(Rigid)	
6"	2"	Yoke Only			RXZZ60JZ83**YY	RLZZ60JZ8317YY	RRZZ60JZ83**YY	
		Neo-Energizer™	600	04, 09,64, 57, 12	RXEN60JB###**YY	RLEN60JB##17YY	RREN60JB###**YY	
		Pneumatic	200		RXFP60JB60**YY	RLFP60JB6017YY	RRFP60JB60**YY	
		Foam Filled	200		RXFF60JB60**YY	RLFF60JB6017YY	RRFF60JB60**YY	
		Ever-Roll™	200		RXER60J+60**YY	RLER60J+6017YY	RRER60J+60**YY	B,I
		Nomadic™	600	04,09,48,60,57,12	RXNM60JB###**YY	RLNM60JB##17YY	RRNM60JB###**YY	A,I
		Rubber on Nylon	550	04,09,48,60,57,12	RXNR60JB###**YY	RLNR60JB##17YY	RRNR60JB###**YY	
		Dura Cushion™	350	04,09,63,57,12	RXBC60J+###**YY	RLBC60J+##17YY	RRBC60J+###**YY	X,Z
		Eco-Rubber	350		RXSN60JB53**YY	RLSN60JB5317YY	RRSN60JB53**YY	
		Rubber on Aluminum	550	04,09,48,60,57,12	RXRA60JB###**YY	RLRA60JB##17YY	RRRA60JB###**YY	
		Mold-On Rubber	550	04,09,48,60,57,12	RXRS60JB##**YY	RLRS60JB##17YY	RRRS60JB##**YY	
		Supreme Rubber	700	04,09,48,60,57,12	RXRH60JS###**YY	RLRH60JS##17YY	RRRH60JS###**YY	
		Blue Ergo™	550		RXBL60JL63**YY	RLBL60JL6317YY	RRBL60JL63**YY	
		Thermo-Pro™	500	04,09,60,63,48,57,12	RXTP60J+###**YY	RLTP60J+##17YY	RRTP60J+###**YY	A,I,T,X,Y,Z
		Xtreme Wheel	350	04	RXLS60JA62**YY	RLLS60JA62**YY	RRLS60JA62**YY	
		Polyolefin	700	04,09,60,53,P3,48,57,12	RXPO60J+###**YY	RLPO60J+##17YY	RRPO60J+###**YY	B,E
		Nylon	1000	04,09,63,57,12	RXNY60JE###**YY	RLNY60JE##17YY	RRNY60JE###**YY	
		Ironman	1300	65, 73	RXNX60JB###**YY	RLNX60JB##17YY	RRNX60JB###**YY	
		RokHard™	1000	04,09,48,60,57,12	RXH60JB##**YY	RLH60JB##17YY	RRH60JB##**YY	
		BrimStone™	1100	04,09,60,90	RXGN60J+###**YY	RLGN60J+##17YY	RRGN60J+###**YY	B,Q
		Epoxy	1100	04,09,90	RXOV60JQ##**YY	RLQV60JQ##17YY	RRQV60JQ##**YY	
		MaxRok™	1200	04,09,63,57,12	RXMA60JB###**YY	RLMA60JB##17YY	RRMA60JB###**YY	
		Phenolic	1200	04,09,48,60,57,12	RXPH60JB###**YY	RLPH60JB##17YY	RRPH60JB###**YY	
		Straight-Sided Phenolic	1300		RXPH60TB###**YY	RLPH60TB##17YY	RRPH60TB###**YY	
		High-Temp Phenolic	900	04,09,90	RXHT60JQ##**YY	RLHT60JQ##17YY	RRHT60JQ##**YY	
		Poly MaxRok™	1200	04,09,48,60,57,12	RXMU60J+###**YY	RLMU60J+##17YY	RRMU60J+###**YY	G,K
		Polyon AL™	1200	04,09,48,60,57,12	RXPA60J+###**YY	RLPA60J+##17YY	RRPA60J+###**YY	N,R
		Polyon-C	1200	04,09,48,60,57,12	RXPR60JL###**YY	RLPR60JL##17YY	RRPR60JL###**YY	
		DW-Black	700		RXDW60JLT3**YY	RLDW60JLT317YY	RRDW60JLT3**YY	
		DW-Red	960		RXDW60JRT3**YY	RLDW60JRT317YY	RRDW60JRT3**YY	
		DW-Blue	1300		RXDW60JBT3**YY	RLDW60JBT317YY	RRDW60JBT3**YY	
		DW-Gray	1300		RXDW60JGT3**YY	RLDW60JGT317YY	RRDW60JGT3**YY	
		DW-CROWN-Red	1300		RXDW60XRT3**YY	RLDW60XRT317YY	RRDW60XRT3**YY	
		DW-CROWN-Blue	1300		RXDW60XLT3**YY	RLDW60XLT317YY	RRDW60XLT3**YY	
		Poly-Pro™	720	04,09,48,60,63,57,12	RXPP60J+###**YY	RLPP60J+##17YY	RRPP60J+###**YY	D,I,K,M,U,W
			900		RXPP60JP49**YY	RLPP60JP4917YY	RRPP60JP49**YY	
					RXPP60JH63**YY	RLPP60JH6317YY	RRPP60JH63**YY	
		Polymadic™	900	04,09,48,60,63,57,12	RXPM60J+###**YY	RLPM60J+##17YY	RRPM60J+###**YY	I,M
		Polyon™	1200	04,09,48,60,57,12	RXPU60JV63**YY	RLPU60JV6317YY	RRPU60JV63**YY	
					RXPU60J+###**YY	RLPU60J+##17YY	RRPU60J+###**YY	G,V
		EnergySaver Polyon™	1300	04,09,63,57,12	RXSW60JU###**YY	RLSW60JU##17YY	RRSW60JU###**YY	
		PolyFlexon™ Cast	900	04,09,63,57,12	RXRP60JK###**YY	RLRP60JK##17YY	RRRP60JK###**YY	
		PolyFlexon™	900		RXUA60J+64**YY	RLUA60J+6417YY	RRUA60J+64**YY	N,O
		D-Polyon	1000		RXUD60JL64**YY	RLUD60JL6417YY	RRUD60JL64**YY	
		Ultraflex™	1000		RXUX60JO64**YY	RLUX60JO6417YY	RRUX60JO64**YY	
Champion	1200		RXCP60JN64**YY	RLCP60JN6417YY	RRCP60JN64**YY			
DuraLastomer™	1000	09,48,60,57,12	RXSU60JL###**YY	RLSU60JL##17YY	RRSU60JL###**YY			
Super Elastomer	1300		RLSX60JI64**YY	RLSX60JI6417YY	RRSX60JI64**YY			
ErgoLastomer™	1300	04,09,48,60,64,57,12	RXHU60JI###**YY	RLHU60JI##17YY	RRHU60JI###**YY			
Titan™ Ploymer	1300		RXPX60JO63**YY	RLPX60JO6317YY	RRPX60JO63**YY			
Conquer™	1300		RXCQ60JR64**YY	RLCQ60JR64**YY	RRCQ60JR64**YY			
	1200		RXCQ60JL64**YY	RLCQ60JL64**YY	RRCQ60JL64**YY			
Semi-Steel	1200	04,09,48,60,57,12	RXSS60JS###**YY	RLSS60JS##17YY	RRSS60JS###**YY			
Heavy Duty Iron	1300	04,09,60,63,57,12	RXHS60JS###**YY	RLHS60JS##17YY	RRHS60JS###**YY	S=Flat Tread		
		04,09,60,48,57,12	RXHS60JX###**YY	RLHS60JX##17YY	RRHS60JX###**YY	X=Crown Tread		
Ductile	1300	04,09,60,73,63,B1,B5	RXDS60JR###**YY	RLDS60JR##17YY	RRDS60JR###**YY			
EnergySaver Ductile™	1300	04,09,48, 60,73,B1,B5	RXCD60JR###**YY	RLCD60JR##17YY	RRCD60JR###**YY			
Forged Steel	1300	04,09,73,63,B1,B5	RXFS60J+###**YY	RLFS60J+##17YY	RRFS60J+###**YY	S=Flat Tread		
			RXFS60JX4P**YY	RLFS60JX4P17YY	RRFS60JX4P**YY	X=Crown Tread		
Ironman™ V-Groove	1000		RXNV60JT4P**YY	RLNV60JT4P17YY	RRNV60JT4P**YY			
Iron V-Groove	1000	04,09,48,60,57,12	RXVG60JT###**YY	RLVG60JT##17YY	RRVG60JT###**YY			
Ductile V-Groove	1300	04,09,57,12,63,B1,B5	RXDV60JT###**YY	RLDV60JT##17YY	RRDV60JT###**YY			
Conductive Nylon	700		RXCY60JI62**YY	RLCY60JI6217YY	RRCY60JI62**YY			
Conductive Ultrflex™	600		RXCX60JL64**YY	RLCX60JL6417YY	RRCX60JL64**YY			

*The Ever-Roll is not designed to sit with a load.



Wheel Diameter	Tread Width	Wheel Type	Load Cap.	Available Bearing Options	Replace + with a desired Wheel Color			+Color
					Replace ## with desired Wheel Bearing			
					Replace ** with desired Fastening Pattern			
					RX(Swivel)	RL(Total Lock)	RR(Rigid)	
8"	2"	Yoke Only			RXZZ80JZ83**YY	RLZZ80JZ8317YY	RRZZ80JZ83**YY	
		Neo-Energizer™	600	04,09,64,57,12	RXEN80JB###YY	RLEN80JB##17YY	RREN80JB###YY	A,I
		Nomadic™	700	04,09,48,60,57,12	RXNM80J+###YY	RLNM80J+##17YY	RRNM80J+###YY	
		Rubber on Nylon	600	04,09,48,60,57,12	RXNR80JB###YY	RLNR80JB##17YY	RRNR80JB###YY	X,Z
		Dura Cushion™	450	04,09,63,57,12	RXBC80J+###YY	RLBC80J+##17YY	RRBC80J+###YY	
		Eco-Rubber	450	53,P3	RXSN80UC###YY	RLSN80UC##17YY	RRSN80UC###YY	
		Rubber on Aluminum	600	04,09,48,60,57,12	RXRA80JB###YY	RLRA80JB##17YY	RRRA80JB###YY	
		Mold-On Rubber	600	04,09,48,60,57,12	RXRS80JB###YY	RLRS80JB##17YY	RRRS80JB###YY	
		Supreme Rubber	810	04,09,63,57,12	RXRH80JS###YY	RLRH80JS##17YY	RRRH80JS###YY	
		Blue Ergo™	600		RXBL80JL63**YY	RLBL80JL6317YY	RRBL80JL63**YY	
		Thermo-Pro™	600	04,09,60,63,48,57,12	RXTP80J+###YY	RLTP80J+##17YY	R RTP80J+###YY	A,I,T,X,Y,Z
		Xtreme Wheel	400	05	RXLS80JA62**YY	RLLS80JA62**YY	RRLS80JA62**YY	
		Polyolefin	900	04,09,60,53,P3,48,57,90,12	RXPO80J+###YY	RLPO80J+##17YY	RRPO80J+###YY	B,E
		Nylon	1100	04,09,63,57,12	RXNY80JE###YY	RLNY80JE##17YY	RRNY80JE###YY	
		Ironman	1350	65,73	RXNX80JB###YY	RLNX80JB##17YY	RRNX80JB###YY	
		RokHard™	1100	04,09,48,60,57,12	RXHI80JB###YY	RLHI80JB##17YY	RRHI80JB###YY	
		BrimStone™	1200	04,09,60,90	RXGN80JQ###YY	RLGN80JQ##17YY	RRGN80JQ###YY	B,Q
		Epoxy	1200	04,09	RXOV80JQ###YY	RLOV80JQ##17YY	RROV80JQ###YY	
		MaxRok™	1350	04,09,49,57,12	RXMA80JB###YY	RLMA80JB##17YY	RRMA80JB###YY	
		Phenolic	1350	04,09,48,60,57,12	RXPH80JB###YY	RLPH80JB##17YY	RRPH80JB###YY	
		High-Temp Phenolic	1100	04,09,90	RXHT80JQ###YY	RLHT80JQ##17YY	RRHT80JQ###YY	
		Poly MaxRok™	1350	04,09,48,60,57,12	RXMU80J+###YY	RLMU80J+##17YY	RRMU80J+###YY	G,K
		Polyon AL™	1350	04,09,48,60,57,12	RXPA80J+###YY	RLPA80J+##17YY	RRPA80J+###YY	N,R
		DW-Black	750		RXDW80JLT3**YY	RLDW80JLT317YY	RRDW80JLT3**YY	
		DW-Red	1100		RXDW80JRT3**YY	RLDW80JRT317YY	RRDW80JRT3**YY	
		DW-Blue	1350		RXDW80JBT3**YY	RLDW80JBT317YY	RRDW80JBT3**YY	
		DW-Gray	1350		RXDW80JGT3**YY	RLDW80JGT317YY	RRDW80JGT3**YY	
		DW-CROWN-Red	1300		RXDW80XRT3**YY	RLDW80XRT317YY	RRDW80XRT3**YY	
		DW-CROWN-Blue	1300		RXDW80XLT3**YY	RLDW80XLT317YY	RRDW80XLT3**YY	
		Poly-Pro™	810	04,09,48,60,63,57,12	RXPP80J+###YY	RLPP80J+##17YY	RRPP80J+###YY	C,D,I,K,M,U,W
			1000		RXPP80JP49**YY	RLPP80JP4917YY	RRPP80JP49**YY	
			1000		RXPP80JH63**YY	RLPP80JH6317YY	RRPP80JH63**YY	
		Polymadic™	1000	04,09,48,60,63,57,12	RXPM80J+###YY	RLPM80J+##17YY	RRPM80J+###YY	I,M
		Polyon™	1350		RXPU80JV63**YY	RLPU80JV6317YY	RRPU80JV63**YY	
				04,09,48,60,57,12	RXPU80J+###YY	RLPU80J+##17YY	RRPU80J+###YY	G,V
		EnergySaver Polyon™	1350	04,09,48,60,57,12	RXSW80JU###YY	RLSW80JU##17YY	RRSW80JU###YY	
		PolyFlexon™ Cast	1000		RXRP80JK63**YY	RLRP80JK6317YY	RRRP80JK63**YY	
		PolyFlexon™	1200		RXUA80J+64**YY	RLUA80J+6417YY	RRUA80J+64**YY	N,O
		D-Polyon	1200		RXUD80JL64**YY	RLUD80JL6417YY	RRUD80JL64**YY	
		Ultraflex™	1200		RXUX80JO64**YY	RLUX80JO6417YY	RRUX80JO64**YY	
		Champion	1350		RXCP80JN64**YY	RLCP80JN6417YY	RRCP80JN64**YY	
		DuraLastomer™	1000	09,48,60,57,12	RXSU80JL###YY	RLSU80JL##17YY	RRSU80JL###YY	
		Super Elastomer	1350		RXSX80JI64**YY	RLSX80JI6417YY	RRSX80JI64**YY	
		ErgoLastomer™	1350	04,09,64,57,12	RXHU80JI###YY	RLHU80JI##17YY	RRHU80JI###YY	
		Titan™ Polymer	1350		RXPX80JO63**YY	RLPX80JO6317YY	RRPX80JO63**YY	
Conquer™	1350		RXCQ80JR64**YY	RLCQ80JR6417YY	RRCQ80JR6417YY			
	1350		RXCR80JL64**YY	RLCQ80JL6417YY	RRCQ80JL6417YY			
Semi-Steel	1350	04,09,48,60,57,12	RXSS80JS###YY	RLSS80JS##17YY	RRSS80JS###YY			
Heavy Duty Iron	1350	04,09,48,60,57,12	RXHS80JS###YY	RLHS80JS##17YY	RRHS80JS###YY	S=Flat Tread		
			RXHS80JX###YY	RLHS80JX##17YY	RRHS80JX###YY	X=Crown Tread		
Ductile	1350	04,09,48,60,B1,B5	RXDS80JR###YY	RLDS80JR##17YY	RRDS80JR###YY			
EnergySaver Ductile™	1350	04,09,48,60,B1,B5	RXCD80JR###YY	RLCD80JR##17YY	RRCD80JR###YY			
Forged Steel	1350	04,09,63,B5,B1	RXFS80JS###YY	RLFS80JS##17YY	RRFS80JS###YY	S=Flat Tread		
			RXFS80JX4P**YY	RLFS80JX4P17YY	RRFS80JX4P**YY	X=Crown Tread		
Ironman™ V-Groove	1350		RXNV80JT4P**YY	RLNV80JT4P17YY	RRNV80JT4P**YY			
Iron V-Groove	1350	04,09,48,60,57,12	RXVG80JT###YY	RLVG80JT##17YY	RRVG80JT###YY			
Conductive Nylon	770		RXCY80JI62**YY	RLCY80JI6217YY	RRCY80JI62**YY			
Conductive Ultraflex™	700		RXCX80JL64**YY	RLCX80JL6417YY	RRCX80JL64**YY			

*The Ever-Roll is not designed to sit with a load.



27/28/39 Medium Duty Series – Up to 1,250LB

- #39 Series constructed with a 5/8" rivet kingpin for maximum diameter of wheels with a minimum overall height
- Matching total-locking casters available DT & FT series, refer to DT and FT series
- #27 Series constructed with a 5/8" bolt and nut kingpin
- Large selections of wheels, bearings, & brake options
- Bright Zinc finish as standard, Black finish as optional
- Grease fitting in raceway and axle for maintenance
- Features wheels with 1-1/2" and 2" tread widths
- Double ball raceway
- NSF Listed

27UX60JO6417-00P000



27CP60JR6417YY



27BL60JL6317-0T0000



27SX60JI6417-0U0000



27/28/39 SERIES • CAPACITY 1250

FASTENING PATTERNS

Plate Code	Overall Size	Bolt Hole Pattern	Mounting Bolt Size
17	4" x 4-15/32"	2-5/8" x 3-5/8" to 3" x 3"	3/8"
A7	3-53/64" x 4-13/32"	2-5/8" x 3-5/8" to 3" x 3" w/ 2 x 5/16" holes centered at 3.935" between long-way holes for use on structural framing.	
20	5" x 5-1/2"	4-1/8" x 4-1/2"	
2H	5" x 5-1/2"	4-1/8" x 4-1/2"	1/2"
P3	140mm x 110mm	105mm x 75mm to 80mm	11mm
P1	5-5/16" x 6-11/16"	4-1/8" x 5-1/2"	
Stem Code	Size	Threaded Portion	
T1	3/4" - 10 x 2-1/4"	Full Length	
F9	3/4" - 16 x 1-1/4"		
84	3/4" - 10 x 4"		
37	3/4" - 10 x 5-1/2"	2" from the top	
C7	1" - 8 x 4"	Full Length	

OVERALL HEIGHT AND SWIVEL RADIUS

Wheel Diameter	Overall Height	Denotation Code	27 Series Swivel Radius
3-1/4"	4-1/4" Standard	34	3-1/4"
	4-9/16"	3A	2-3/8"
4"	5-5/8" Standard	40	3-1/4"
	5-1/4"	4A	3-11/16"
5"	6-1/2" Standard	50	4"
	6-1/8" Optional Height	45	3-3/4"
6"	7-1/2" Standard	60	4-9/16"
	7-1/4" Optional	61	4-1/2"
7"	8"	67	5"
8"	9-1/2" Standard	80	6"
	10-1/8" Optional Height	81	6-1/2"
10"	11-3/4"	10	7"
10" x 2.5"	12"	10	7-3/8"



Wheel Dia	Tread Width	Wheel Type	Load Cap.	Available Bearing Options	Replace + with desired wheel color			+Color
					Replace ## with desired wheel bearing			
					#27 Series	#39 Series	#28 Series	
3-1/4"	1-1/2"	Yoke Only			27ZZ34HZ8317YY		28ZZ34HZ8317YY	
		Polyon™	500		27PU34HG0317YY		28PU34HG0317YY	
		High-Temp Phenolic	400	03	27HT34HQ0317YY		28HT34HQ0317YY	
		Phenolic	600	03,6M,57,12,90	27PH34HB##17YY		28PH34HB##17YY	
		Semi-Steel	400	03, 6M, 57, 12	27SS34HS##17YY		28SS34HS##17YY	
	2"	Yoke Only			27ZZ34JZ8317YY		28ZZ34JZ8317YY	
		Polyon™	600	04,09,60,57,12	27PU34JG##17YY		28PU34JG##17YY	
		MaxRok™	900	04,09,60,57,12	27MA34JB##17YY		28MA34JB##17YY	
		Phenolic	700	04,09,60,57,12	27PH34JB##17YY		28PH34JB##17YY	
		Semi-Steel	700	04,09,60,57,12	27SS34JS##17YY		28SS34JS##17YY	
4"	1-1/2"	Yoke Only			27ZZ40HZ8317YY		28ZZ40HZ8317YY	
		Mold-On Rubber	350	03,6M,57,12	27RS40HB##17YY		28RS40HB##17YY	
		Thermo-Pro™	280	03,6M,57,12	27TP40HI##17YY		28TP40HI##17YY	
		Polyolefin	400	03,6M,57,12	27PO40HB##17YY		28PO40HB##17YY	
		Phenolic	600	03,6M,57,12	27PH40HB##17YY		28PH40HB##17YY	
		High-Temp Phenolic	400	03	27HT40HQ##17YY		28HT40HQ##17YY	
		Sterollizer™	350		27BF40HC6117YY		28BF40HC6117YY	
					27SL40HC6117YY		28SL40HC6117YY	
		Polyon AL™	700	03,6M,57,12	27PA40H+##17YY		28PA40H+##17YY	N,R
		Poly-Pro™	400	03,6M,57,12	27PP40H+##17YY		28PP40H+##17YY	D,K,U
		Polyon™	600	03,6M,57,12	27PU40H+##17YY		28PU40H+##17YY	G,V
		EnergySaver Polyon™	600		27SW40HU0317YY		28SW40HU0317YY	
		BrimStone™	700	03,90	27GN40H+##17YY		28GN40H+##17YY	B,Q
		Epoxy	700		27OV40H+9017YY		28OV40H+9017YY	G,Q
		Semi-Steel	600	03,6M,57,12	27SS40HS##17YY		28SS40HS##17YY	
		Ductile	1200	08, 6M	27DS40HR##17YY		28DS40HR##17YY	
MaxRok™ V-Groove	600	03,6M,57,12	27MV40HT##17YY		28MV40HT##17YY			
Iron V-Groove	350	03,6M,57,12	27VG40HT##17YY		28VG40HT##17YY			
4"	1-13/16"	Solid Steel V-Groove	1250		27SV40IT1417YY		28SV40IT1417YY	



Wheel Dia	Tread Width	Wheel Type	Load Cap.	Available Bearing Options	Replace + with desired wheel color			+Color
					Replace ## with desired wheel bearing			
					#27 Series	#39 Series	#28 Series	
4"	2"	Yoke Only			27ZZ40JZ83**YY	39ZZ40JZ8317YY	28ZZ40JZ83**YY	
		Neo-Energizer™	500	04,09,60,48,57,12	27EN40JB##**YY	39EN40JB##17YY	28EN40JB##**YY	
		Nomadic™	400	04,09,60,48,57,12	27NM40J+##**YY	39NM40J+##17YY	28NM40J+##**YY	A,I
		Rubber on Nylon	400	04,09,60,48,57,12	27NR40JB##**YY	39NR40JB##17YY	28NR40JB##**YY	
		Rubber on Aluminum	400	04,09,60,48,57,12	27RA40JB##**YY	39RA40JB##17YY	28RA40JB##**YY	
		Low Profile Rubber	300	04,09,60,48,57,12	27LP40JB##**YY	39LP40JB##17YY	28LP40JB##**YY	
		Mold-On Rubber	400	04,09,60,48,57,12	27RS40JB##**YY	39RS40JB##17YY	28RS40JB##**YY	
		Blue Ergo™	400		27BL40JL63**YY	39BL40JL6317YY	28BL40JL63**YY	
		Thermo-Pro™	300	04,09,60,63,48,57,12	27TP40J+##**YY	39TP40J+##17YY	28TP40J+##**YY	A,I,T,Y
		Xtreme Wheel	200	02	27LS40JA62**YY	39LS40JA62**YY	28LS40JA62**YY	
		Polyolefin	500	04,09,60,63,48,57,12	27PO40J+##**YY	39PO40J+##17YY	28PO40J+##**YY	B,E
		Nylon	810	04,09,60,48,57,12	27NY40JE##**YY	39NY40JE##17YY	28NY40JE##**YY	
		Ironman™	1250	04,09,60, 48,65,73,12	27NX40JB##**YY	39NX40JB##17YY	28NX40JB##**YY	
		RokHard™	800	04,09,62,57,12	27HI40JB##**YY	39HI40JB##17YY	28HI40JB##**YY	
		BrimStone™	800	04,09,90	27GN40J+##**YY	39GN40J+##17YY	28GN40J+##**YY	B,Q
		Epoxy	800	04,09,90	27OV40JQ##**YY	39OV40JQ##17YY	28OV40JQ##**YY	
		MaxRok™	800	04,09,49,57,12	27MA40JB##**YY	39MA40JB##17YY	28MA40JB##**YY	
		Phenolic	800	04,09,60,48,57,12	27PH40JB##**YY	39PH40JB##17YY	28PH40JB##**YY	
		Straight Sided Phenolic	1000	04,09,60,57,12	27PH40TB##**YY	39PH40TB##17YY	28PH40TB##**YY	
		High-Temp Phenolic	600	04,09,90	27HT40JQ##**YY	39HT40JQ##17YY	28HT40JQ##**YY	
		Polygon MaxRok™	700	04,09,60,48,57,12	27MU40J+##**YY	39MU40J+##17YY	28MU40J+##**YY	G,K
		Polygon AL™	800	04,09,60,48,57,12	27PA40J+##**YY	39PA40J+##17YY	28PA40J+##**YY	N,R
		DW-Black	470		27DW40JLT3**YY	39DW40JLT317YY	28DW40JLT3**YY	
		DW-Red	540		27DW40JRT3**YY	39DW40JRT317YY	28DW40JRT3**YY	
		DW-Blue	960		27DW40JBT3**YY	39DW40JBT317YY	28DW40JBT3**YY	
		DW-Gray	1000		27DW40JGT3**YY	39DW40JGT317YY	28DW40JGT3**YY	
		Crown DW-Red	540		27DW40XRT3**YY	39DW40XRT3**YY	28DW40XRT3**YY	
		Crown DW-Blue	960		27DW40XBT3**YY	39DW40XBT3**YY	28DW40XBT3**YY	
		Poly-Pro™	500	04,09,60,62,48,57,12	27PP40J+##**YY	39PP40J+##17YY	28PP40J+##**YY	D,K,M,U,W
			600		27PP40JP49**YY	39PP40JP4917YY	28PP40JP49**YY	
		Polymadic™	600	04,09,60,49,48,57,12	27PM40J+##**YY	39PM40J+##17YY	28PM40J+##**YY	I,M
		Polyon™	800		27PU40JV63**YY	39PU40JV6317YY	28PU40JV63**YY	
			800	04,09,60,48,57,12	27PU40J+##**YY	39PU40J+##17YY	28PU40J+##**YY	G,V
		EnergySaver Polyon™	800	04,09,60,48,57,12	27SW40JU##**YY	39SW40JU##17YY	28SW40JU##**YY	
		PolyFlexon™ Cast	700	04,09,60,48,57,12	27RP40JK##**YY	39RP40JK##17YY	28RP40JK##**YY	
		PolyFlexon™	900		27UA40JO64**YY	39UA40JO6417YY	28UA40JO64**YY	
		Ultraflex™	900		27UX40J+63**YY	39UX40J+6317YY	28UX40J+63**YY	M,D
		DuraLastomer™	750	09,60,48,57,12	27SU40JL##**YY	39SU40JL##17YY	28SU40JL##**YY	
		Super Elastomer	1200		27SX40JI64**YY	39SX40JI6417YY	28SX40JI64**YY	
		ErgoLastomer™	1000	04,09,64,57,12	27HU40JI##**YY	39HU40JI##17YY	28HU40JI##**YY	
		Semi-Steel	700	04,09,60,48,57,12	27SS40JS##**YY	39SS40JS##17YY	28SS40JS##**YY	
		Heavy Duty Iron	900	04,09,60,48,57,12	27HS40JS##**YY	39HS40JS##17YY	28HS40JS##**YY	
		Ductile	1250	04,09,60,63,57,12	27DS40JR##**YY	39DS40JR##17YY	28DS40JR##**YY	
		Solid Steel	1250	09,63, B1,B5	27MS40JS##**YY	39MS40JS##17YY	28MS40JS##**YY	
		EnergySaver Ductile™	1250	04,60,48,09,B1,B5	27CD40JR##**YY	39CD40JR##17YY	28CD40JR##**YY	
Ironman™ V-Groove	1000		27NV40JT4P**YY	39NV40JT4P17YY	28NV40JT4P**YY			
MaxRok™ V-Groove	800	04,09,60,48,57,12	27MV40JT##**YY	39MV40JT##17YY	28MV40JT##**YY			
Iron V-Groove	600	04,09,60,48,57,12	27VG40JT##**YY	39VG40JT##17YY	28VG40JT##**YY			
Ductile V-Groove	1250	04,09,60,48,57, B1, B5	27DV40JT##**YY	39DV40JT##17YY	28DV40JT##**YY			
Conductive Ultraflex™	500		27CX40JL63**YY	39CX40JL6317YY	28CX40JL63**YY			



27/28/39 SERIES • CAPACITY 1250

Wheel Dia	Tread Width	Wheel Type	Load Cap.	Available Bearing Options	Replace + with desired wheel color			+Color
					Replace ## with desired wheel bearing			
					#27 Series	#39 Series	#28 Series	
4"	2"	Yoke Only			27ZZ4AJZ8317YY			
		Neo-Energizer™	500	04,09,60,48,57,12	27EN4AJB##17YY			A,I
		Nomadic™	400	04,09,60,48,57,12	27NM4AJ+##17YY			
		Rubber on Nylon	400	04,09,60,48,57,12	27NR4AJB##17YY			
		Rubber on Aluminum	400	04,09,60,48,57,12	27RA4AJB##17YY			
		Low Profile Rubber	300	04,09,60,48,57,12	27LP4AJB##17YY			
		Mold-On Rubber	400	04,09,60,48,57,12	27RS4AJB##17YY			
		Blue Ergo™	400		27BL4AJL6317YY			
		Thermo-Pro™	300	04,09,60,63,48,57,12	27TP4AJ+##17YY			A,I,T,Y
		Polyolefin	500	04,09,60,63,48,57,12	27PO4AJ+##17YY			B,E
		Nylon	810	04,09,60,48,57,12	27NY4AJE##17YY			
		Ironman™	1250	40,09,60, 48,65,73,12	27NX4AJB##17YY			
		RokHard™	800	04,09,62,57,12	27HI4AJB##17YY			
		BrimStone™	800	04,09,90	27GN4AJ+##17YY			B,Q
		Epoxy	800	04,09,90	27OV4AJ+##17YY			G,Q
		MaxRok™	800	04,09,49,57,12	27MA4AJB##17YY			
		Phenolic	800	04,09,60,48,57,12	27PH4AJB##17YY			
		Phenolic(Straight Sided)	1000	04,09,60,57,12	27PH4ATB##17YY			
		High-Temp Phenolic	600	04,09,90	27HT4AJQ##17YY			
		Polygon MaxRok™	700	04,09,60,48,57,12	27MU4AJ+##17YY			G,K
		Polygon AL™	800	04,09,60,48,57,12	27PA4AJ+##17YY			N,R
		DW-Black	470		27DW4AJLT317YY			
		DW-Red	540		27DW4AJRT317YY			
		DW-Blue	960		27DW4AJBT317YY			
		DW-Gray	1000		27DW4AJGT317YY			
		Crown DW-Red	540		27DW4AXRT317YY			
		Crown DW-Blue	960		27DW4AXB317YY			
		Poly-Pro™	500	04,09,60,62,48,57,12	27PP4AJ+##17YY			D,K,M,U,W
			600		27PP4AJP4917YY			
		Polymadic™	600	04,09,60,49,48,57,12	27PM4AJ+##17YY			I,M
		Polyon™	800	04,09,60,48,57,12	27PU4AJ+##17YY			G,V
			800		27PU4AJV6317YY			
		EnergySaver Polyon™	800	04,09,60,48,57,12	27SW4AJU##17YY			
		PolyFlexon™ Cast	700	04,09,60,48,57,12	27RP4AJK##17YY			
		PolyFlexon™	900		27UA4AJO6417YY			
		Ultraflex™	900		27UX4AJO6317YY			
		DuraLastomer™	750	09,60,48,57,12	27SU4AJL##17YY			
		Super Elastomer	1200		27SX4AJI6417YY			
		ErgoLastomer™	1000	04,09,48,60,64,57,12	27HU4AJI##17YY			
		Semi-Steel	700	04,09,60,48,57,12	27SS4AJS##17YY			
		Heavy Duty Iron	900	04,09,60,48,57,12	27HS4AJS##17YY			
		Ductile	1250	04,09,60,63,57,12	27DS4AJR##17YY			
		Solid Steel	1250	09,63, B1,B5	27MS4AJS##17YY			
		EnergySaver Ductile™	1250	04,60,48,09,B1,B5	27CD4AJR##17YY			
		Ironman™ V-Groove	1000		27NV4AJT4P17YY			
MaxRok™ V-Groove	800	04,09,60,48,57,12	27MV4AJT##17YY					
Iron V-Groove	600	04,09,60,48,57,12	27VG4AJT##17YY					
Ductile V-Groove	1250	04,09,60,48,57, B1, B5	27DV4AJT##17YY					
Conductive Ultraflex™	500		27CX4AJL6317YY					



27/28/39 SERIES • CAPACITY 1250

Wheel Dia	Tread Width	Wheel Type	Load Cap.	Available Bearing Options	Replace + with desired wheel color			+Color
					Replace ## with desired wheel bearing			
					#27 Series	#39 Series	#28 Series	
5"	1-1/2"	Yoke Only			27ZZ50HZ8317YY		28ZZ50HZ8317YY	
		Mold-On Rubber	350	03,6M,57,12	27RS50HB##17YY		28RS50HB##17YY	
		Thermo-Pro™	300	03,6M,57,12	27TP50HI##17YY		28TP50HI##17YY	
		Polyolefin	450	03,6M,57,90,12	27PO50HB##17YY		28PO50HB##17YY	
		Phenolic	600	03,6M,57,90,12	27PH50HB##17YY		28PH50HB##17YY	
		Polyon AL™	800	03,6M,57,12	27PA50H+##17YY		28PA50H+##17YY	N,R
		Poly-Pro™	450	03,6M,57,12	27PP50H+##17YY		28PP50H+##17YY	D,K,T,U
		Polyon™	800	03, 6M, 57, 12	27PU50H+##17YY		28PU50H+##17YY	G,V
		EnergySaver Polyon™	800	03, 6M, 57, 12	27SW50HU##17YY		28SW50HU##17YY	
		BrimStone™	800	03,90	27GN50HQ##17YY		28GN50HQ##17YY	
Semi-Steel	600	03, 6M, 57, 12	27SS50HS##17YY		28SS50HS##17YY			
5"	2"	Yoke Only				39ZZ40JZ8317YY	28ZZ40JZ83**YY	
		Neo-Energizer™	550	04,09,60,48,57,12		39EN45JB##17YY	28EN45JB##**YY	
		Nomadic™	500	04,09,60,48,57,12		39NM45J+##17YY	28NM45J+##**YY	A,B,I
		Rubber on Nylon	450	04,09,60,48,57,12		39NR45JB##17YY	28NR45JB##**YY	
		Rubber on Aluminum	500	04,09,60,48,57,12		39RA45JB##17YY	28RA45JB##**YY	
		Mold-On Rubber	400	04,09,60,48,57,12		39RS45JB##17YY	28RS45JB##**YY	
		Blue Ergo™	400			39BL45JL6317YY	28BL45JL63**YY	
		CushEndure™	400			39GR45JB1917YY	28GR45JB19**YY	
		Thermo-Pro™	350	04,09,60,48,57,12		39TP45J+##17YY	28TP45J+##**YY	A,I,T,X,Y,Z
		Polyolefin	650	04,09,60,48,57,12		39PO45J+##17YY	28PO45J+##**YY	B,E
		Nylon	900	04,09,60,48,57,12		39NY45JE##17YY	28NY45JE##**YY	
		Ironman	1250	65,73		39NX45J+##17YY	28NX45J+##**YY	B,I
		RokHard™	900	04,09,62,57,12		39HI45JB##17YY	28HI45JB##**YY	
		BrimStone™	1000	04,09,90		39GN45J+##17YY	28GN45J+##**YY	B,Q
		Epoxy	1000	04,09,90		39OV45JQ##17YY	28OV45JQ##**YY	
		MaxRok™	1000	04,09,63,49,57,12		39MA45JB##17YY	28MA45JB##**YY	
		Phenolic	1000	04,09,60,48,57,12		39PH45JB##17YY	28PH45JB##**YY	
		Hi-Temp Phenolic	750	04,09,90		39HT45JQ##17YY	28HT45JQ##**YY	
		Sterollizer™	450			39SL45JCB817YY	28SL45JCB8**YY	
		Polyon MaxRok™	1000	04,09,60,63,48,57,12		39MU45J+##17YY	28MU45J+##**YY	G,K
		Polyon AL™	900	04,09,60,48,57,12		39PA45J+##17YY	28PA45J+##**YY	N,R
		Polyon-C	900	04,09,60,48,57,12		39PR45JL##17YY	28PR45JL##**YY	
		DW-Black	550			39DW45JLT317YY	28DW45JLT3**YY	
		DW-Red	750			39DW45JRT317YY	28DW45JRT3**YY	
		DW-Blue	1160			39DW45JBT317YY	28DW45JBT3**YY	
		DW-Gray	1200			39DW45JGT317YY	28DW45JGT3**YY	
		Crown DW-Red	750			27DW45XRT317YY	28DW45XRT317YY	
		Crown DW-Blue	1160			27DW45XBT317YY	28DW45XBT317YY	
		Poly-Pro™	600	04,09,48,60,63,57,12		39PP45J+##17YY	28PP45J+##**YY	B,C,D,K,M,U,W
			700			39PP45JP4917YY	28PP45JP49**YY	
		Polymadic™	750	04,09,48,60,63,57,12		39PP45JH6317YY	28PP45JH63**YY	
						39PM45J+##17YY	28PM45J+##**YY	I,M
		Polyon™	1100			39PU45JV6317YY	28PU45JV63**YY	
			1100	04,09,60,48,57,12		39PU45J+##17YY	28PU45J+##**YY	G,V
		EnergySaver Polyon™	1250	04,09,60,48,57,12		39SW45JU##17YY	28SW45JU##**YY	
		PolyFlexon™ Cast	800	04,09,60,48,57,12		39RP45JK##17YY	28RP45JK##**YY	
		PolyFlexon™	900			39UA45JO6417YY	28UA45JO64**YY	
		Ultraflex™	900			39UX45JO6417YY	28UX45JO64**YY	M,D
		D-Polyon	900			39UD45JL6417YY	28UD45JL64**YY	
		DuraLastomer™	900	09,60,48,57,12		39SU45JL##17YY	28SU45JL##**YY	
Super Elastomer	1200	04,09,64,57,12		39SX45JI##17YY	28SX45JI##**YY			
ErgoLastomer™	1250	04,09,64,57,12		39HU45JI##17YY	28HU45JI##**YY			
Semi-Steel	1000	04,09,60,48,57,12		39SS45JS##17YY	28SS45JS##**YY			
Heavy Duty Iron	1200	04,09,60,63,57,12		39HS45JS##17YY	28HS45JS##**YY			
Ductile	1250	04,09,60,63,B1,B5		39DS45JR##17YY	28DS45JR##**YY			
Forged Steel	1250	02,09,60,B1,B5		39FS45JS##17YY	28FS45JS##**YY			
EnergySaver Ductile™	1250	04,09,60,48,B1,B5		39CD45JR##17YY	28CD45JR##**YY			
Iron V-Groove	900	04,09,60,48,57,12		39VG45JT##17YY	28VG45JT##**YY			
Conductive Nylon	630	04,09,60,48,57,12		27CY45JH##**YY	39CY45JH##17YY	28CY45JH##**YY		
Conductive Ultraflex™	540			27CX45JL64**YY	39CX45JL6417YY	28CX45JL64**YY		



27/28/39 SERIES • CAPACITY 1250

Wheel Dia	Tread Width	Wheel Type	Load Cap.	Available Bearing Options	Replace + with desired wheel color			+Color
					Replace ## with desired wheel bearing			
					#27 Series	#39 Series	#28 Series	
5"	2"	Yoke Only			27ZZ50JZ83**YY	39ZZ50JZ8317YY	28ZZ50JZ83**YY	
		Neo-Energizer™	550	04,09,60,48,57,12	27EN50JB##**YY	39EN50JB##17YY	28EN50JB##**YY	
		Nomadic™	500	04,09,60,48,57,12	27NM50J+##**YY	39NM50J+##17YY	28NM50J+##**YY	A,I
		Rubber on Nylon	450	04,09,60,48,57,12	27NR50JB##**YY	39NR50JB##17YY	28NR50JB##**YY	
		Rubber on Aluminum	500	04,09,60,48,57,12	27RA50JB##**YY	39RA50JB##17YY	28RA50JB##**YY	
		Mold-On Rubber	400	04,09,60,48,57,12	27RS50JB##**YY	39RS50JB##17YY	28RS50JB##**YY	
		Blue Ergo™	400		27BL50JL63**YY	39BL50JL6317YY	28BL50JL63**YY	
		CushEndure™	400		27GR50JB19**YY	39GR50JB1917YY	28GR50JB19**YY	
		Thermo-Pro™	350	04,09,60,48,57,12	27TP50J+##**YY	39TP50J+##17YY	28TP50J+##**YY	A,I,T,X,Y,Z
		Xtreme Wheel	250	03	27LS50JA62**YY	39LS50JA62**YY	28LS50JA62**YY	
		Polyolefin	650	04,09,60,48,57,12	27PO50J+##**YY	39PO50J+##17YY	28PO50J+##**YY	B,E
		Nylon	900	04,09,60,48,57,12	27NY50JE##**YY	39NY50JE##17YY	28NY50JE##**YY	
		Ironman	1250	65,73	27NX50J+##**YY	39NX50J+##17YY	28NX50J+##**YY	B,I
		RokHard™	900	04,09,62,57,12	27HI50JB##**YY	39HI50JB##17YY	28HI50JB##**YY	
		BrimStone™	1000	04,09,90	27GN50J+##**YY	39GN50J+##17YY	28GN50J+##**YY	B,Q
		Epoxy	1000	04,09,90	27OV50JQ##**YY	39OV50JQ##17YY	28OV50JQ##**YY	
		MaxRok™	1000	04,09,63,49,57,12	27MA50JB##**YY	39MA50JB##17YY	28MA50JB##**YY	
		Phenolic	1000	04,09,60,48,57,12	27PH50JB##**YY	39PH50JB##17YY	28PH50JB##**YY	
		Hi-Temp Phenolic	750	04,09,90	27HT50JQ##**YY	39HT50JQ##17YY	28HT50JQ##**YY	
		Sterollizer™	450		27SL50JCB8**YY	39SL50JCB817YY	28SL50JCB8**YY	
		Polygon MaxRok™	1000	04,09,60,63,48,57,12	27MU50J+##**YY	39MU50J+##17YY	28MU50J+##**YY	G,K
		Polygon AL™	900	04,09,60,48,57,12	27PA50J+##**YY	39PA50J+##17YY	28PA50J+##**YY	N,R
		Polygon-C	900	04,09,60,48,57,12	27PR50JL##**YY	39PR50JL##17YY	28PR50JL##**YY	
		DW-Black	550		27DW50JLT3**YY	39DW50JLT317YY	28DW50JLT3**YY	
		DW-Red	750		27DW50JRT3**YY	39DW50JRT317YY	28DW50JRT3**YY	
		DW-Blue	1160		27DW50JBT3**YY	39DW50JBT317YY	28DW50JBT3**YY	
		DW-Gray	1200		27DW50JGT3**YY	39DW50JGT317YY	28DW50JGT3**YY	
		Crown DW-Red	750		27DW50XRT317YY	39DW50XRT317YY	28DW50XRT317YY	
		Crown DW-Blue	1160		27DW50XBT317YY	39DW50XBT317YY	28DW50XBT317YY	
		Poly-Pro™	600	04,09,48,60,63,57,12	27PP50J+##**YY	39PP50J+##17YY	28PP50J+##**YY	B,C,D,K,M,U,W
			700		27PP50JP49**YY	39PP50JP4917YY	28PP50JP49**YY	
		Polymadic™	750	04,09,48,60,63,57,12	27PP50JH63**YY	39PP50JH6317YY	28PP50JH63**YY	
			1100		27PM50J+##**YY	39PM50J+##17YY	28PM50J+##**YY	I,M
		Polyon™	1100	04,09,60,48,57,12	27PU50JV63**YY	39PU50JV6317YY	28PU50JV63**YY	
			1100	04,09,60,48,57,12	27PU50J+##**YY	39PU50J+##17YY	28PU50J+##**YY	G,V
		EnergySaver Polyon™	1250	04,09,60,48,57,12	27SW50JU##**YY	39SW50JU##17YY	28SW50JU##**YY	
		PolyFlexon™ Cast	800	04,09,60,48,57,12	27RP50JK##**YY	39RP50JK##17YY	28RP50JK##**YY	
		PolyFlexon™	900		27UA50JO64**YY	39UA50JO6417YY	28UA50JO64**YY	
		Ultraflex™	900		27UX50J+64**YY	39UX50J+6417YY	28UX50J+64**YY	M,D
		D-Polygon	900		27UD50JL64**YY	39UD50JL6417YY	28UD50JL64**YY	
		DuraLastomer™	900	09,60,48,57,12	27SU50JL##**YY	39SU50JL##17YY	28SU50JL##**YY	
		Super Elastomer	1200	04,09,64,57,12	27SX50JI##**YY	39SX50JI##17YY	28SX50JI##**YY	
		ErgoLastomer™	1250	04,09,64,57,12	27HU50JI##**YY	39HU50JI##17YY	28HU50JI##**YY	
		Semi-Steel	1000	04,09,60,48,57,12	27SS50JS##**YY	39SS50JS##17YY	28SS50JS##**YY	
		Heavy Duty Iron	1200	04,09,60,63,57,12	27HS50JS##**YY	39HS50JS##17YY	28HS50JS##**YY	
Ductile	1250	04,09,60,63,B1,B5	27DS50JR##**YY	39DS50JR##17YY	28DS50JR##**YY			
Forged Steel	1250	02,09,60,B1,B5	27FS50JS##**YY	39FS50JS##17YY	28FS50JS##**YY			
EnergySaver Ductile™	1250	04,09,60,48,B1,B5	27CD50JR##**YY	39CD50JR##17YY	28CD50JR##**YY			
Iron V-Groove	900	04,09,60,48,57,12	27VG50JT##**YY	39VG50JT##17YY	28VG50JT##**YY			
Conductive Nylon	630	04,09,60,48,57,12	27CY50JH##**YY	39CY50JH##17YY	28CY50JH##**YY			
Conductive Ultraflex™	540		27CX50JL64**YY	39CX50JL6417YY	28CX50JL64**YY			
6"	1-1/2"	Yoke Only			27ZZ60HZ8317YY		28ZZ60HZ8317YY	
		Mold-On Rubber	450	03,6M,57,12	27RS60HB##17YY		28RS60HB##17YY	
		Thermo-Pro™	375	03,6M,57,12	27TP60HI##17YY		28TP60HI##17YY	
		Polyolefin	400	03,6M,57,12	27PO60H+##17YY		28PO60H+##17YY	B,E
		Phenolic	800	03,6M,57,12	27PH60HB##17YY		28PH60HB##17YY	
		Polygon AL™	900	03,6M	27PA60H+##17YY		28PA60H+##17YY	N,R
		Poly-Pro™	600	03,6M,57,12	27PP60H+##17YY		28PP60H+##17YY	K,T,U
		Polygon™	800	03,6M,57,12	27PU60H+##17YY		28PU60H+##17YY	G,V
		EnergySaver Polyon™	850	03,6M,57,12	27SW60HU##17YY		28SW60HU##17YY	
		Semi-Steel	700	03,6M,57,12	27SS60HS##17YY		28SS60HS##17YY	
	1-13/16"	Solid Steel V-Groove	1250		27SV60IT1417YY		28SV60IT1417YY	



27/28/39 SERIES • CAPACITY 1250

Wheel Dia	Tread Width	Wheel Type	Load Cap.	Available Bearing Options	Replace + with desired wheel color			+Color
					Replace ## with desired wheel bearing			
					#27 Series	#39 Series	#28 Series	
6"	2"	Yoke Only			27ZZ60JZ83**YY	39ZZ60JZ8317YY	28ZZ60JZ83**YY	
		Neo-Energizer™	600	04, 09,64, 57, 12	27EN60JB##**YY	39EN60JB##17YY	28EN60JB##**YY	
		Pneumatic	200		27FP60JB60**YY	39FP60JB6017YY	28FP60JB60**YY	
		Foam Filled	200		27FF60JB60**YY	39FF60JB6017YY	28FF60JB60**YY	
		Ever-Roll™	150		27ER60J+60**YY	39ER60J+6017YY	28ER60J+60**YY	B,I
		Nomadic™	600	04,09,48,60,57, 12	27NM60J+###**YY	39NM60J+##17YY	28NM60J+###**YY	A,I
		Rubber on Nylon	550	04,09,48,60,57,12	27NR60JB##**YY	39NR60JB##17YY	28NR60JB##**YY	
		Dura Cushion™	350	04,09,63,57, 12	27BC60J+##**YY	39BC60J+##17YY	28BC60J+##**YY	X,Z
		Eco-Rubber	350		27SN60JB53**YY	39SN60JB5317YY	28SN60JB53**YY	
		Rubber on Aluminum	550	04,09,48,60,57,12	27RA60JB##**YY	39RA60JB##17YY	28RA60JB##**YY	
		Mold-On Rubber	550	04,09,48,60,57,12	27RS60JB##**YY	39RS60JB##17YY	28RS60JB##**YY	
		Supreme Rubber	700	04,09,48,60,57,12	27RH60JS##**YY	39RH60JS##17YY	28RH60JS##**YY	
		Blue Ergo™	550		27BL60JL63**YY	39BL60JL6317YY	28BL60JL63**YY	
		Thermo-Pro™	500	04,09,60,63,48,57,12	27TP60J+##**YY	39TP60J+##17YY	28TP60J+##**YY	A,I,T,X,Y,Z
		Xtreme Wheel	350	04	27LS60JA62**YY	39LS60JA62**YY	28LS60JA62**YY	
		Polyolefin	700	04,09,60,53,P3,48,57,12	27PO60J+##**YY	39PO60J+##17YY	28PO60J+##**YY	B,E
		Nylon	1000	04,09,63,57,12	27NY60JE##**YY	39NY60JE##17YY	28NY60JE##**YY	
		Ironman	1250	65, 73	27NX60JB##**YY	39NX60JB##17YY	28NX60JB##**YY	
		RokHard™	1000	04,09,48,60,57,12	27HI60JB##**YY	39HI60JB##17YY	28HI60JB##**YY	
		BrimStone™	1100	04,09,60,90	27GN60J+##**YY	39GN60J+##17YY	28GN60J+##**YY	B,Q
		Epoxy	1100	04,09,90	27OV60JQ##**YY	39OV60JQ##17YY	28OV60JQ##**YY	
		MaxRok™	1200	04,09,63,57, 12	27MA60JB##**YY	39MA60JB##17YY	28MA60JB##**YY	
		Phenolic	1200		27PH60JB##**YY	39PH60JB##17YY	28PH60JB##**YY	
		Straight-Sided Phenolic	1250	04,09,48,60,57,12	27PH60TB##**YY	39PH60TB##17YY	28PH60TB##**YY	
		High-Temp Phenolic	900	04,09,90	27HT60JQ##**YY	39HT60JQ##17YY	28HT60JQ##**YY	
		Poly MaxRok™	1200	04,09,48,60,57,12	27MU60J+##**YY	39MU60J+##17YY	28MU60J+##**YY	G,K
		Polyon AL™	1200	04,09,48,60,57,12	27PA60J+##**YY	39PA60J+##17YY	28PA60J+##**YY	N,R
		Polyon-C	1200	04,09,48,60,57,12	27PR60JL##**YY	39PR60JL##17YY	28PR60JL##**YY	
		DW-Black	700		27DW60JLT3**YY	39DW60JLT317YY	28DW60JLT3**YY	
		DW-Red	960		27DW60JRT3**YY	39DW60JRT317YY	28DW60JRT3**YY	
		DW-Blue	1250		27DW60JBT3**YY	39DW60JBT317YY	28DW60JBT3**YY	
		DW-Gray	1250		27DW60JGT3**YY	39DW60JGT317YY	28DW60JGT3**YY	
		Crown DW-Red	960		27DW60XRT317YY	39DW60XRT317YY	28DW60XRT317YY	
		Crown DW-Blue	1250		27DW60XBT317YY	39DW60XBT317YY	28DW60XBT317YY	
		Poly-Pro™	720	04,09,48,60,63,57,12	27PP60J+##**YY	39PP60J+##17YY	28PP60J+##**YY	D,I,K,M,U,W
			900		27PP60JP49**YY	39PP60JP4917YY	28PP60JP49**YY	
		Polymadic™	900	04,09,48,60,63,57,12	27PP60JH63**YY	39PP60JH6317YY	28PP60JH63**YY	
					27PM60J+##**YY	39PM60J+##17YY	28PM60J+##**YY	I,M
		Polyon™	1200	04,09,48,60,57,12	27PU60JV63**YY	39PU60JV6317YY	28PU60JV63**YY	
					27PU60J+##**YY	39PU60J+##17YY	28PU60J+##**YY	G,V
		EnergySaver Polyon™	1250	04,09,63,57, 12	27SW60JU##**YY	39SW60JU##17YY	28SW60JU##**YY	
		PolyFlexon™ Cast	900	04,09,63,57, 12	27RP60JK##**YY	39RP60JK##17YY	28RP60JK##**YY	
		PolyFlexon™	900		27UA60J+64**YY	39UA60J+6417YY	28UA60J+64**YY	N,O
		D-Polyon	1000		27UD60JL64**YY	39UD60JL6417YY	28UD60JL64**YY	
		Ultraflex™	1000		27UX60J+64**YY	39UX60J+6417YY	28UX60J+64**YY	M,O
Champion	1200		27CP60JN64**YY	39CP60JN6417YY	28CP60JN64**YY			
DuraLastomer™	1000	09,48,60,57,12	27SU60JL##**YY	39SU60JL##17YY	28SU60JL##**YY			
Super Elastomer	1250		27SX60JI64**YY	39SX60JI6417YY	28SX60JI64**YY			
ErgoLastomer™	1250	04,09,48,60,64,57,12	27HU60JI##**YY	39HU60JI##17YY	28HU60JI##**YY			
Titan™ Polymer	1250		27PX60JO63**YY	39PX60JO6317YY	28PX60JO63**YY			
Conquer™	1200		27CQ60JR64**YY	39CQ60JR64**YY	28CQ60JR64**YY			
	1200		27CQ60JL64**YY	39CQ60JL64**YY	28CQ60JL64**YY			
Semi-Steel	1200	04,09,48,60,57,12	27SS60JS##**YY	39SS60JS##17YY	28SS60JS##**YY			
Heavy Duty Iron	1250	04,09,60,63,57,12	27HS60JS##**YY	39HS60JS##17YY	28HS60JS##**YY	S=Flat Tread;		
		04,09,60,48,57,12	27HS60JX##**YY	39HS60JX##17YY	28HS60JX##**YY	X=Crown Tread		
Ductile	1250	04,09,60,73,63,B1,B5	27DS60JR##**YY	39DS60JR##17YY	28DS60JR##**YY			
EnergySaver Ductile™	1250	04,09,48, 60,73,B1,B5	27CD60JR##**YY	39CD60JR##17YY	28CD60JR##**YY			
Forged Steel	1250	04,09,73,63,B1,B5	27FS60JS##**YY	39FS60JS##17YY	28FS60JS##**YY	S=Flat Tread;		
			27FS60JX4P**YY	39FS60JX4P17YY	28FS60JX4P**YY	X=Crown Tread		
Ironman™ V-Groove	1000		27NV60JT4P**YY	39NV60JT4P17YY	28NV60JT4P**YY			
Iron V-Groove	1000	04,09,48,60,57,12	27VG60JT##**YY	39VG60JT##17YY	28VG60JT##**YY			
Ductile V-Groove	1250	04,09,57,12,63,B1,B5	27DV60JT##**YY	39DV60JT##17YY	28DV60JT##**YY			
Conductive Nylon	700		27CY60JI62**YY	39CY60JI6217YY	28CY60JI62**YY			
Conductive Ultraflex™	600		27CX60JL64**YY	39CX60JL6417YY	28CX60JL64**YY			
7"	2"	Eco-Rubber	350		27SN67JB5317YY	39SN67JB5317YY	28SN67JB5317YY	

The Ever-Roll is not designed to sit with a load.



27/28/39 SERIES • CAPACITY 1250

Wheel Dia	Tread Width	Wheel Type	Load Cap.	Available Bearing Options	Replace + with desired wheel color			+Color
					Replace ## with desired wheel bearing			
					#27 Series	#39 Series	#28 Series	
6"	2"	Yoke Only			27ZZ61JZ8317YY		28ZZ61JZ8317YY	
		Neo-Energizer™	600	04, 09, 64, 57, 12	27EN61JB##17YY		28EN61JB##17YY	
		Pneumatic	200		27FP61JB6017YY		28FP61JB6017YY	
		Foam Filled	200		27FF61JB6017YY		28FF61JB6017YY	
		Ever-Roll™	200		27ER61J+6017YY		28ER61J+6017YY	B,I
		Nomadic™	600	04,09,48,60,57,12	27NM61J+##17YY		28NM61J+##17YY	A,I
		Rubber on Nylon	550	04,09,48,60,57,12	27NR61JB##17YY		28NR61JB##17YY	
		Dura Cushion™	350	04,09,63,57,12	27BC61J+##17YY		28BC61J+##17YY	X,Z
		Eco-Rubber	350		27SN61JB5317YY		28SN61JB5317YY	
		Rubber on Aluminum	550	04,09,48,60,57,12	27RA61JB##17YY		28RA61JB##17YY	
		Mold-On Rubber	550	04,09,48,60,57,12	27RS61JB##17YY		28RS61JB##17YY	
		Supreme Rubber	700	04,09,48,60,57,12	27RH61JS##17YY		28RH61JS##17YY	
		Blue Ergo™	550		27BL61JL6317YY		28BL61JL6317YY	
		Thermo-Pro™	500	04,09,60,63,48,57,12	27TP61J+##17YY		28TP61J+##17YY	A,I,T,X,Y,Z
		Polyolefin	700	04,09,60,53,P3,48,57,12	27PO61J+##17YY		28PO61J+##17YY	B,E
		Nylon	1000	04,09,63,57,12	27NY61JE##17YY		28NY61JE##17YY	
		Ironman	1250	65, 73	27NX61JB##17YY		28NX61JB##17YY	
		RokHard™	1000	04,09,48,60,57,12	27HI61JB##17YY		28HI61JB##17YY	
		BrimStone™	1100	04,09,60,90	27GN61JQ##17YY		28GN61JQ##17YY	
		Epoxy	1100	04,09,90	27OV61JQ##17YY		28OV61JQ##17YY	
		MaxRok™	1200	04,09,63,57,12	27MA61JB##17YY		28MA61JB##17YY	
		Phenolic	1200		27PH61JB##17YY		28PH61JB##17YY	
		Straight-sided Phenolic	1250	04,09,48,60,57,12	27PH61TB##17YY		28PH61TB##17YY	
		High-Temp Phenolic	900	04,09,90	27HT61JQ##17YY		28HT61JQ##17YY	
		Poly MaxRok™	1200	04,09,48,60,57,12	27MU61J+##17YY		28MU61J+##17YY	G,K
		Polyon AL™	1200	04,09,48,60,57,12	27PA61J+##17YY		28PA61J+##17YY	N,R
		Polyon-C	1200	04,09,48,60,57,12	27PR61JL##17YY		28PR61JL##17YY	
		DW-Black	700		27DW61JLT317YY		28DW61JLT317YY	
		DW-Red	960		27DW61JRT317YY		28DW61JRT317YY	
		DW-Blue	1250		27DW61JBT317YY		28DW61JBT317YY	
		DW-Gray	1250		27DW61JGT317YY		28DW61JGT317YY	
		Crown DW-Red	960		27DW61XRT317YY		28DW61XRT317YY	
		Crown DW-Blue	1250		27DW61XBT317YY		28DW61XBT317YY	
		Poly-Pro™	720	04,09,48,60,63,57,12	27PP61J+##17YY		28PP61J+##17YY	D,I,K,M,W,U
			900		27PP61JP4917YY		28PP61JP4917YY	
		Polymadic™	900	04,09,48,60,63,57,12	27PP61JH6317YY		28PP61JH6317YY	
					27PM61J+##17YY		28PM61J+##17YY	I,M
		Polyon™	1200		27PU61JV6317YY		28PU61JV6317YY	
				04,09,48,60,57,12	27PU61J+##17YY		28PU61J+##17YY	G,V
		EnergySaver Polyon™	1250	04,09,63,57,12	27SW61JU##17YY		28SW61JU##17YY	
		PolyFlexon™ Cast	900	04,09,63,57,12	27RP61JK##17YY		28RP61JK##17YY	
		PolyFlexon™	900		27UA61J+6417YY		28UA61J+6417YY	N,O
		D-Polyon	1000		27UD61JL6417YY		28UD61JL6417YY	
		Ultraflex™	1000		27UX61JO6417YY		28UX61JO6417YY	
		Champion	1200		27CP61JN6417YY		28CP61JN6417YY	
		DuraLastomer™	1000	09,48,60,57,12	27SU61JL##17YY		28SU61JL##17YY	
		Super Elastomer	1250		27SX61JI6417YY		28SX61JI6417YY	
		ErgoLastomer™	1250	04,09,48,60,64,57,12	27HU61JI##17YY		28HU61JI##17YY	
		Titan™ Plymer	1250		27PX61JO6317YY		28PX61JO6317YY	
		Conquer™	1200		27CQ61JR6417YY		28CQ61JR6417YY	
1200			27CQ61JL6417YY		28CQ61JL6417YY			
Semi-Steel	1200	04,09,48,60,57,12	27SS61JS##17YY		28SS61JS##17YY			
Heavy Duty Iron	1250	04,09,60,63,57,12	27HS61JS##17YY		28HS61JS##17YY	S=Flat Tread; X=Crown Tread		
		09,48,60,57,12	27HS61JX##17YY		28HS61JX##17YY			
Ductile	1250	04,09,60,73,63,B1,B5	27DS61JR##17YY		28DS61JR##17YY			
EnergySaver Ductile™	1250	04,09,48, 60,73,B1,B5	27CD61JR##17YY		28CD61JR##17YY			
Forged Steel	1250	04,09,73,63,B1,B5	27FS61JS##17YY		28FS61JS##17YY	S=Flat Tread; X=Crown Tread		
			27FS61JX4P17YY		28FS61JX4P17YY			
Ironman™ V-Groove	1000		27NV61JT4P17YY		28NV61JT4P17YY			
Iron V-Groove	1000	04,09,48,60,57,12	27VG61JT##17YY		28VG61JT##17YY			
Ductile V-Groove	1250	04,09,57,12,63,B1,B5	27DV61JT##17YY		28DV61JT##17YY			
Conductive Nylon	700		27CY61JI6217YY		28CY61JI6217YY			
Conductive Ultrflex™	600		27CX61JL6417YY		28CX61JL6417YY			



27/28/39 SERIES • CAPACITY 1250

Wheel Dia	Tread Width	Wheel Type	Load Cap.	Available Bearing Options	Replace + with desired wheel color			+Color
					Replace ## with desired wheel bearing			
					#27 Series	#39 Series	#28 Series	
8"	2"			Yoke Only	27ZZ80JZ83**YY	39ZZ80JZ8317YY	28ZZ80JZ83**YY	
		Neo-Energizer™	600	04,09,64,57,12	27EN80JB##**YY	39EN80JB##17YY	28EN80JB##**YY	
		Ever-Roll™	250		27ER80J+##**YY	39ER80J+##17YY	28ER80J+##**YY	B,I
		Nomadic™	700	04,09,48,60,57,12	27NM80J+##**YY	39NM80J+##17YY	28NM80J+##**YY	A,I
		Rubber on Nylon	600	04,09,48,60,57,12	27NR80JB##**YY	39NR80JB##17YY	28NR80JB##**YY	
		Dura Cushion™	450	04,09,63,57,12	27BC80J+##**YY	39BC80J+##17YY	28BC80J+##**YY	X,Z
		Eco-Rubber	450	53,P3	27SN80UC##**YY	39SN80UC##17YY	28SN80UC##**YY	
		Rubber on Aluminum	600	04,09,48,60,57,12	27RA80JB##**YY	39RA80JB##17YY	28RA80JB##**YY	
		Mold-On Rubber	600	04,09,48,60,57,12	27RS80JB##**YY	39RS80JB##17YY	28RS80JB##**YY	
		Supreme Rubber	810	04,09,63,57,12	27RH80JS##**YY	39RH80JS##17YY	28RH80JS##**YY	
		Blue Ergo™	600		27BL80JL63**YY	39BL80JL6317YY	28BL80JL63**YY	
		Thermo-Pro™	600	04,09,60,63,48,57,12	27TP80J+##**YY	39TP80J+##17YY	28TP80J+##**YY	A,I,T,X,Y,Z
		Xtreme Wheel	400	05	27LS80JA62**YY	39LS80JA62**YY	28LS80JA62**YY	
		Polyolefin	900	04,09,60,53,P3,48,57,90,12	27PO80J+##**YY	39PO80J+##17YY	28PO80J+##**YY	B,E
		Nylon	1100	04,09,63,57,12	27NY80JE##**YY	39NY80JE##17YY	28NY80JE##**YY	
		Ironman	1250	65,73	27NX80JB##**YY	39NX80JB##17YY	28NX80JB##**YY	
		RokHard™	1100	04,09,48,60,57,12	27HI80JB##**YY	39HI80JB##17YY	28HI80JB##**YY	
		BrimStone™	1200	04,09,60,90	27GN80J+##**YY	39GN80J+##17YY	28GN80J+##**YY	B,Q
		Epoxy	1200	04,09	27OV80JQ##**YY	39OV80JQ##17YY	28OV80JQ##**YY	
		MaxRok™	1250	04,09,49,57,12	27MA80JB##**YY	39MA80JB##17YY	28MA80JB##**YY	
		Phenolic	1250	04,09,48,60,57,12	27PH80JB##**YY	39PH80JB##17YY	28PH80JB##**YY	
		High-Temp Phenolic	1100	04,09,90	27HT80JQ##**YY	39HT80JQ##17YY	28HT80JQ##**YY	
		Poly MaxRok™	1250	04,09,48,60,57,12	27MU80J+##**YY	39MU80J+##17YY	28MU80J+##**YY	G,K
		Polyon AL™	1250	04,09,48,60,57,12	27PA80J+##**YY	39PA80J+##17YY	28PA80J+##**YY	N,R
		DW-Black	750		27DW80JLT3**YY	39DW80JLT317YY	28DW80JLT3**YY	
		DW-Red	1100		27DW80JRT3**YY	39DW80JRT317YY	28DW80JRT3**YY	
		DW-Blue	1250		27DW80JBT3**YY	39DW80JBT317YY	28DW80JBT3**YY	
		DW-Gray	1250		27DW80JGT3**YY	39DW80JGT317YY	28DW80JGT3**YY	
		Crown DW-Red	1100		27DW80XRT317YY	39DW80XRT317YY	28DW80XRT317YY	
		Crown DW-Blue	1250		27DW80XBT317YY	39DW80XBT317YY	28DW80XBT317YY	
		Poly-Pro™	810	04,09,48,60,63,57,12	27PP80J+##**YY	39PP80J+##17YY	28PP80J+##**YY	C,D,I,K,M,U,W
			1000		27PP80JP49**YY	39PP80JP4917YY	28PP80JP49**YY	
			1000		27PP80JH63**YY	39PP80JH6317YY	28PP80JH63**YY	
		Polymadic™	1000	04,09,48,60,63,57,12	27PM80J+##**YY	39PM80J+##17YY	28PM80J+##**YY	I,M
		Polyon™	1250		27PU80JV63**YY	39PU80JV6317YY	28PU80JV63**YY	
				04,09,48,60,57,12	27PU80J+##**YY	39PU80J+##17YY	28PU80J+##**YY	G,V
		EnergySaver Polyon™	1250	04,09,48,60,57,12	27SW80JU##**YY	39SW80JU##17YY	28SW80JU##**YY	
		PolyFlexon™ Cast	1000		27RP80JK63**YY	39RP80JK6317YY	28RP80JK63**YY	
		PolyFlexon™	1200		27UA80J+64**YY	39UA80J+6417YY	28UA80J+64**YY	N,O
		D-Polyon	1200		27UD80JL64**YY	39UD80JL6417YY	28UD80JL64**YY	
		Ultraflex™	1200		27UX80JO64**YY	39UX80JO6417YY	28UX80JO64**YY	
		Champion	1250		27CP80JN64**YY	39CP80JN6417YY	28CP80JN64**YY	
		DuraLastomer™	1000	09,48,60,57,12	27SU80JL##**YY	39SU80JL##17YY	28SU80JL##**YY	
		Super Elastomer	1250		27SX80JI64**YY	39SX80JI6417YY	28SX80JI64**YY	
		ErgoLastomer™	1250	04,09,64,57,12	27HU80JI##**YY	39HU80JI##17YY	28HU80JI##**YY	
		Titan™ Polymer	1250		27PX80JO63**YY	39PX80JO6317YY	28PX80JO63**YY	
		Conquer™	1250		27CQ80JR64**YY	39CQ80JR6417YY	28CQ80JR6417YY	
			1250		27CQ80JL64**YY	39CQ80JL6417YY	28CQ80JL6417YY	
		Semi-Steel	1250	04,09,48,60,57,12	27SS80JS##**YY	39SS80JS##17YY	28SS80JS##**YY	
		Heavy Duty Iron	1250	04,09,48,60,57,12	27HS80JS##**YY	39HS80JS##17YY	28HS80JS##**YY	S=Flat Tread; X=Crown Tread
04,09,48,60,57,12	27HS80JX##**YY			39HS80JX##17YY	28HS80JX##**YY			
Ductile	1250	04,09,48,60,B1,B5	27DS80JR##**YY	39DS80JR##17YY	28DS80JR##**YY			
EnergySaver Ductile™	1250	04,09,48,60,B1,B5	27CD80JR##**YY	39CD80JR##17YY	28CD80JR##**YY			
Forged Steel	1250	04,09,63,B5,B1	27FS80JS##**YY	39FS80JS##17YY	28FS80JS##**YY			
			27FS80JX4P**YY	39FS80JX4P17YY	28FS80JX4P**YY			
Ironman™ V-Groove	1200		27NV80JT4P**YY	39NV80JT4P17YY	28NV80JT4P**YY			
Iron V-Groove	1200	04,09,48,60,57,12	27VG80JT##**YY	39VG80JT##17YY	28VG80JT##**YY			
Conductive Nylon	770		27CY80JI62**YY	39CY80JI6217YY	28CY80JI62**YY			
Conductive Ultraflex™	700		27CX80JL64**YY	39CX80JL6417YY	28CX80JL64**YY			



Wheel Dia	Tread Width	Wheel Type	Load Cap.	Available Bearing Options	Replace + with desired wheel color			+Color	
					Replace ## with desired wheel bearing				
					#27 Series	#39 Series	#28 Series		
8"	2"	Yoke Only				27ZZ81JZ8317YY		28ZZ81JZ8317YY	
		Neo-Energizer™	600	04,09,64,57,12	27EN81JB##17YY		28EN81JB##17YY		
		Ever-Roll™	250		27ER80J+##**YY		28ER80J+##**YY	B,I	
		Nomadic™	700	04,09,48,60,57,12	27NM81J+##17YY		28NM81J+##17YY	A,I	
		Rubber on Nylon	600	04,09,48,60,57,12	27NR81JB##17YY		28NR81JB##17YY		
		Dura Cushion™	450	04,09,63,57,12	27BC81J+##17YY		28BC81J+##17YY	X,Z	
		Eco-Rubber	450	53,P3	27SN81UC##17YY		28SN81UC##17YY		
		Rubber on Aluminum	600	04,09,48,60,57,12	27RA81JB##17YY		28RA81JB##17YY		
		Mold-On Rubber	600	04,09,48,60,57,12	27RS81JB##17YY		28RS81JB##17YY		
		Supreme Rubber	810	04,09,63,57,12	27RH81JS##17YY		28RH81JS##17YY		
		Blue Ergo™	600		27BL81JL6317YY		28BL81JL6317YY		
		Thermo-Pro™	600	04,09,60,63,48,57,12	27TP81J+##17YY		28TP81J+##17YY	A,I,T,X,Y,Z	
		Polyolefin	900	04,09,60,53,P3,48,57,90,12	27PO81J+##17YY		28PO81J+##17YY	B,E	
		Nylon	1100	04,09,63,57,12	27NY81JE##17YY		28NY81JE##17YY		
		Ironman	1250	65,73	27NX81JB##17YY		28NX81JB##17YY		
		RokHard™	1100	04,09,48,60,57,12	27HI81JB##17YY		28HI81JB##17YY		
		BrimStone™	1200	04,09,60,90	27GN81J+##17YY		28GN81J+##17YY	B,Q	
		Epoxy	1200	04,09	27OV81JQ##17YY		28OV81JQ##17YY		
		MaxRok™	1250	04,09,49,57,12	27MA81JB##17YY		28MA81JB##17YY		
		Phenolic	1250	04,09,48,60,57,12	27PH81JB##17YY		28PH81JB##17YY		
		High-Temp Phenolic	1100	04,09,90	27HT81JQ##17YY		28HT81JQ##17YY		
		Poly MaxRok™	1250	04,09,48,60,57,12	27MU81J+##17YY		28MU81J+##17YY	G,K	
		Polyon AL™	1250	04,09,48,60,57,12	27PA81J+##17YY		28PA81J+##17YY	N,R	
		DW-Black	750		27DW81JLT317YY		28DW81JLT317YY		
		DW-Red	1100		27DW81JRT317YY		28DW81JRT317YY		
		DW-Blue	1250		27DW81JBT317YY		28DW81JBT317YY		
		DW-Gray	1250		27DW81JGT317YY		28DW81JGT317YY		
		Crown DW-Red	1100		27DW81XRT317YY		28DW81XRT317YY		
		Crown DW-Blue	1250		27DW81XBT317YY		28DW81XBT317YY		
		Poly-Pro™	810	04,09,48,60,63,57,12	27PP81J+##17YY		28PP81J+##17YY	C,D,I,K,M,U,W	
			1000		27PP81JP4917YY		28PP81JP4917YY		
			1000		27PP81JH6317YY		28PP81JH6317YY		
		Polymadic™	1000	04,09,48,60,63,57,12	27PM81J+##17YY		28PM81J+##17YY	I,M	
		Polyon™	1250		27PU81JV6317YY		28PU81JV6317YY		
				04,09,48,60,57,12	27PU81J+##17YY		28PU81J+##17YY	G,V	
		EnergySaver Polyon™	1250	04,09,48,60,57,12	27SW81JU##17YY		28SW81JU##17YY		
		PolyFlexon™ Cast	1000		27RP81JK6317YY		28RP81JK6317YY		
		PolyFlexon™	1200		27UA81J+6417YY		28UA81J+6417YY	N,O	
		D-Polyon	1200		27UD81JL6417YY		28UD81JL6417YY		
		Ultraflex™	1200		27UX81JO6417YY		28UX81JO6417YY		
		Champion	1250		27CP81JN6417YY		28CP81JN6417YY		
		DuraLastomer™	1000	09,48,60,57,12	27SU81JL##17YY		28SU81JL##17YY		
Super Elastomer	1250		27SX81JI6417YY		28SX81JI6417YY				
ErgoLastomer™	1250	04,09,64,57,12	27HU81JI##17YY		28HU81JI##17YY				
Titan™ Plymer	1250		27PX81JO6317YY		28PX81JO6317YY				
Conquer™	1250		27CQ81JM6417YY		28CQ81JM6417YY				
	1250		27CQ81JL6417YY		28CQ81JL6417YY				
Semi-Steel	1250	04,09,48,60,57,12	27SS81JS##17YY		28SS81JS##17YY				
Heavy Duty Iron	1250	04,09,48,60,57,12	27HS81JS##17YY		28HS81JS##17YY	S=Flat Tread			
		04,09,48,60,57,12	27HS81JX##17YY		28HS81JX##17YY	X=Crown Tread			
Ductile	1250	04,09,48,60,B1,B5	27DS81JR##17YY		28DS81JR##17YY				
EnergySaver Ductile™	1250	04,09,48,60,B1,B5	27CD81JR##17YY		28CD81JR##17YY				
Forged Steel	1250	04,09,63,B1,B5	27FS81JS##17YY		28FS81JS##17YY	S=Flat Tread;			
			27FS81JX4P17YY		28FS81JX4P17YY	X=Crown Tread			
Ironman™ V-Groove	1200		27NV81JT4P17YY		28NV81JT4P17YY				
Iron V-Groove	1200	04,09,48,60,57,12	27VG81JT##17YY		28VG81JT##17YY				
Conductive Nylon	770		27CY81JI6217YY		28CY81JI6217YY				
Conductive Ultraflex™	700		27CX81JL6417YY		28CX81JL6417YY				
10"	2-1/2"	Yoke Only				27ZZ10JZ8317YY		28ZZ10JZ8317YY	
		Mold-On Rubber	700	04,09,60,57,12	27RS10JB##17YY		28RS10JB##17YY		
		MaxRok™	1250	04,09,60,57,12	27MA10JB##17YY		28MA10JB##17YY		

*The Ever-Roll is not designed to sit with a load.



DT/ FT/ TT Total Lock Casters - Up to 1250 lbs.

Total lock caster locks the wheels and swivel simultaneously with a touch of a toe.

- #DT Leading Total lock, best fit in application where the carts are pulled
- #FT Trailing Total lock, best fit in application where the carts are pushed
- #TT Trailing Total lock, best fit in application where the carts are pushed
- Majority of this series and wheel types are NSF Listed
- Matching standard swivel and rigid casters 27/28
- Grease fitting in raceway and axle for maintenance
- Large selections of wheels & bearings
- Bright Zinc finish as standard
- Double ball raceway

DT/FT/TT SERIES • CAPACITY 1250

FTDW60JRT317YY



TTUX60JO6417YY



DTSU60JL0917YY



DTSU60JL0917YY



DTSU60JL0917YY



Fastening Patterns			
Plate Code	Overall Size	Bolt Hole Pattern	Mounting Bolt Size
17	4" x 4-15/32"	2-5/8" x 3-5/8" to 3" x 3"	3/8"
20	5" x 5-1/2"	4-1/8" x 4-1/2"	

* Different type fastening patterns are available , please contact customer service.

Overall Height and Swivel Radius					
Wheel Diameter	Overall Height	Denotation Code	DT Series Swivel Radius	FT Series Swivel Radius	TT Series Swivel Radius
4"	5-5/8"	40	5"	6-1/4"	5-5/16"
5"	6-1/2"	50	5"	6-1/4"	5-11/16"
6"	7-1/2"	60	5"	6-1/4"	5-11/16"
8"	9-1/2"	80	6"	7-1/4"	6-5/8"



Wheel Dia	Tread Width	Wheel Type	Load Cap.	Available Bearing Options	Replace + with desired wheel color			+Color
					Replace ## with desired wheel bearing			
					#DT Series	#FT Series	#TT Series	
4"	2"	Yoke Only			DTZZ40JZ83**YY	FTZZ40JZ83**YY	TTZZ40JZ8317YY	
		Neo-Energizer™	500	04,09,60,48,57,12	DTEN40JB##**YY	FTEN40JB##**YY	TTEN40JB##17YY	
		Nomadic™	400	04,09,60,48,57,12	DTNM40J+##**YY	FTNM40J+##**YY	TTNM40J+##17YY	A,I
		Rubber on Nylon	400	04,09,60,48,57,12	DTNR40JB##**YY	FTNR40JB##**YY	TTNR40JB##17YY	
		Rubber on Aluminum	400	04,09,60,48,57,12	DTRA40JB##**YY	FTRA40JB##**YY	TTRA40JB##17YY	
		Low Profile Rubber	300	04,09,60,48,57,12	DTLP40JB##**YY	FTLP40JB##**YY	TTLP40JB##17YY	
		Mold-On Rubber	400	04,09,60,48,57,12	DTRS40JB##**YY	FTRS40JB##**YY	TTRS40JB##17YY	
		Blue Ergo™	400		DTBL40JL63**YY	FTBL40JL63**YY	TTBL40JL6317YY	
		Thermo-Pro™	300	04,09,60,63,48,57,12	DTPP40J+##**YY	FTTP40J+##**YY	TTTP40J+##17YY	A,I,T,Y
		Xtreme Wheel	200	02	DTLS40JA62**YY	FTLS40JA62**YY	TTLS40JA62**YY	
		Polyolefin	500	04,09,60,63,48,57,12	DTPO40J+##**YY	FTPO40J+##**YY	TTPO40J+##17YY	B,E
		Nylon	810	04,09,60,48,57,12	DTNY40JE##**YY	FTNY40JE##**YY	TTNY40JE##17YY	
		Ironman™	1250	04,09,60,48,65,73,12	DTNX40JB##**YY	FTNX40JB##**YY	TTNX40JB##17YY	
		RokHard™	800	04,09,62,57,12	DTHI40JB##**YY	FTHI40JB##**YY	TTHI40JB##17YY	
		BrimStone™	800	04,09,90	DTGN40J+##**YY	FTGN40J+##**YY	TTGN40J+##17YY	B,Q
		Epoxy	800	04,09,90	DTOV40JQ##**YY	FTOV40JQ##**YY	TTOV40JQ##17YY	
		MaxRok™	800	04,09,49,57,12	DTMA40JB##**YY	FTMA40JB##**YY	TTMA40JB##17YY	
		Phenolic	800	04,09,60,48,57,12	DTPH40JB##**YY	FTPH40JB##**YY	TTPH40JB##17YY	
		Phenolic Straight Sided	1000	04,09,60,57,12	DTPH40TB##**YY	FTPH40TB##**YY	TTPH40TB##17YY	
		High-Temp Phenolic	600	04,09,90	DTHT40JQ##**YY	FTHT40JQ##**YY	TTHT40JQ##17YY	
		Polygon MaxRok™	700	04,09,60,48,57,12	DTMU40J+##**YY	FTMU40J+##**YY	TTMU40J+##17YY	G,K
		Polygon AL™	800	04,09,60,48,57,12	DTPA40J+##**YY	FTPA40J+##**YY	TTPA40J+##17YY	N,R
		DW-Black	470			FTDW40JLT3**YY		
		DW-Red	540			FTDW40JRT3**YY		
		DW-Blue	960			FTDW40JBT3**YY		
		DW-Gray	1000			FTDW40JGT3**YY		
		Poly-Pro™	500	04,09,60,62,48,57,12	DTPP40J+##**YY	FTPP40J+##**YY	TTPP40J+##17YY	D,K,M,U,W
			600		DTPP40JP49**YY	FTPP40JP49**YY	TTPP40JP4917YY	
		Polymadic™	600	04,09,60,49,48,57,12	DTPM40J+##**YY	FTPM40J+##**YY	TTPM40J+##17YY	I,M
		Polyon™	800		DTPU40JV63**YY	FTPU40JV63**YY	TTPU40JV6317YY	
			800	04,09,60,48,57,12	DTPU40J+##**YY	FTPU40J+##**YY	TTPU40J+##17YY	G,V
		EnergySaver Polyon™	800	04,09,60,48,57,12	DTSW40JU##**YY	FTSW40JU##**YY	TTSW40JU##17YY	
		PolyFlexon™ Cast	700	04,09,60,48,57,12	DTRP40JK##**YY	FTRP40JK##**YY	TTRP40JK##17YY	
		PolyFlexon™	900		DTUA40JO64**YY	FTUA40JO64**YY	TTUA40JO6417YY	
		Ultraflex™	900		DTUX40J+63**YY	FTUX40J+63**YY	TTUX40J+6317YY	M,O
		DuraLastomer™	750	09,60,48,57,12	DTSU40JL##**YY	FTSU40JL##**YY	TTSU40JL##17YY	
		Super Elastomer	1200		DTSX40JI64**YY	FTSX40JI64**YY	TTSX40JI6417YY	
		ErgoLastomer™	1000	04,09,64,57,12	DTHU40JI##**YY	FTHU40JI##**YY	TTHU40JI##17YY	
		Semi-Steel	700	04,09,60,48,57,12	DTSS40JS##**YY	FTSS40JS##**YY	TTSS40JS##17YY	
		Heavy Duty Iron	900	04,09,60,48,57,12	DTHS40JS##**YY	FTHS40JS##**YY	TTHS40JS##17YY	
Ductile	1250	04,09,60,63,57,12	DTDS40JR##**YY	FTDS40JR##**YY	TTDS40JR##17YY			
Solid Steel	1250	09,63, B1,B5	DTMS40JS##**YY	FTMS40JS##**YY	TTMS40JS##17YY			
EnergySaver Ductile™	1250	04,60,48,09,B1,B5	DTCD40JR##**YY	FTCD40JR##**YY	TTCD40JR##17YY			
Conductive Ultraflex™	500		DTCX40JL63**YY	FTCX40JL63**YY	TTCX40JL6317YY			



DT/FT/TT SERIES • CAPACITY 1250

Wheel Dia	Tread Width	Wheel Type	Load Cap.	Available Bearing Options	Replace + with desired wheel color			+Color
					Replace ## with desired wheel bearing			
					#DT Series	#FT Series	#TT Series	
5"	2"	Yoke Only			DTZZ50JZ83**YY	FTZZ50JZ83**YY	TTZZ50JZ8317YY	
		Neo-Energizer™	550	04,09,60,48,57,12	DTE50JB##**YY	FTE50JB##**YY	TTE50JB##17YY	
		Nomadic™	500	04,09,60,48,57,12	DTNM50J+##**YY	FTNM50J+##**YY	TTNM50J+##17YY	A,I
		Rubber on Nylon	450	04,09,60,48,57,12	DTNR50JB##**YY	FTNR50JB##**YY	TTNR50JB##17YY	
		Rubber on Aluminum	500	04,09,60,48,57,12	DTRA50JB##**YY	FTRA50JB##**YY	TTRA50JB##17YY	
		Mold-On Rubber	400	04,09,60,48,57,12	DTRS50JB##**YY	FTRS50JB##**YY	TTRS50JB##17YY	
		Blue Ergo™	400		DTBL50JL63**YY	FTBL50JL63**YY	TBL50JL6317YY	
		CushEndure™	400		DTGR50JB19**YY	FTGR50JB19**YY	TGR50JB1917YY	
		Thermo-Pro™	350	04,09,60,48,57,12	DTP50J+##**YY	FTP50J+##**YY	TTP50J+##17YY	A,I,T,X,Y,Z
		Xtreme Wheel	250	03	DTLS50JA62**YY	FMLS50JA62**YY	TLS50JA62**YY	
		Polyolefin	650	04,09,60,48,57,12	DTPO50J+##**YY	FTPO50J+##**YY	TPO50J+##17YY	B,E
		Nylon	900	04,09,60,48,57,12	DTNY50JE##**YY	FTNY50JE##**YY	TNY50JE##17YY	
		Ironman	1250	65,73	DTNX50J+##**YY	FTNX50J+##**YY	TNX50J+##17YY	B,I
		RokHard™	900	04,09,62,57,12	DTHI50JB##**YY	FTHI50JB##**YY	THI50JB##17YY	
		BrimStone™	1000	04,09,90	DTGN50J+##**YY	FTGN50J+##**YY	TGN50J+##17YY	B,Q
		Epoxy	1000	04,09,90	DTOV50JQ##**YY	FTOV50JQ##**YY	TOV50JQ##17YY	
		MaxRok™	1000	04,09,63,49,57,12	DTMA50JB##**YY	FTMA50JB##**YY	TMA50JB##17YY	
		Phenolic	1000	04,09,60,48,57,12	DTPH50JB##**YY	FTPH50JB##**YY	TPH50JB##17YY	
		Hi-Temp Phenolic	750	04,09,90	DTHT50JQ##**YY	FHTHT50JQ##**YY	THTHT50JQ##17YY	
		Sterollizer™	450		DTSL50JCB8**YY	FTSL50JCB8**YY	TSL50JCB817YY	
		Polygon MaxRok™	1000	04,09,60,63,48,57,12	DTMU50J+##**YY	FTMU50J+##**YY	TMU50J+##17YY	G,K
		Polygon AL™	900	04,09,60,48,57,12	DTPA50J+##**YY	FTP50J+##**YY	TTPA50J+##17YY	N,R
		Polygon - C	900	04,09,60,48,57,12	DTPR50JL##**YY	FTPR50JL##**YY	TTPR50JL##17YY	
		DW-Black	550			FTDW50JLT3**YY		
		DW-Red	750			FTDW50JRT3**YY		
		DW-Blue	1160			FTDW50JBT3**YY		
		DW-Gray	1200			FTDW50JGT3**YY		
		Poly-Pro™	600	04,09,48,60,63,57,12	DTPP50J+##**YY	FTPP50J+##**YY	TTPP50J+##17YY	B,C,D,K,M,U,W
			700		DTPP50JP49**YY	FTPP50JP49**YY	TTPP50JP4917YY	
					DTPP50JH63**YY	FTPP50JH63**YY	TTPP50JH6317YY	
		Polymadic™	750	04,09,48,60,63,57,12	DTPM50J+##**YY	FTPM50J+##**YY	TTPM50J+##17YY	I,M
		Polyon™	1100		DTPU50JV63**YY	FTPU50JV63**YY	TTPU50JV6317YY	
			1100	04,09,60,48,57,12	DTPU50J+##**YY	FTPU50J+##**YY	TTPU50J+##17YY	G,V
		EnergySaver Polyon™	1250	04,09,60,48,57,12	DTSW50JU##**YY	FTSW50JU##**YY	TTSW50JU##17YY	
		PolyFlexon™ Cast	800	04,09,60,48,57,12	DTRP50JK##**YY	FTRP50JK##**YY	TTRP50JK##17YY	
		PolyFlexon™	900		DTUA50JO64**YY	FTUA50JO64**YY	TUA50JO6417YY	
		Ultraflex™	900		DTUX50JO64**YY	FTUX50JO64**YY	TUX50JO6417YY	M,O
		D-Polygon	900		DTUD50JL64**YY	FTUD50JL64**YY	TUD50JL6417YY	
		DuraLastomer™	900	09,60,48,57,12	DTSU50JL##**YY	FTSU50JL##**YY	TTSU50JL##17YY	
		Super Elastomer	1200	04,09,64,57,12	DTSX50JI##**YY	FTSX50JI##**YY	TTSX50JI##17YY	
		ErgoLastomer™	1250	04,09,64,57,12	DTHU50JI##**YY	FTHU50JI##**YY	TTHU50JI##17YY	
		Semi-Steel	1000	04,09,60,48,57,12	DTSS50JS##**YY	FTSS50JS##**YY	TSS50JS##17YY	
		Heavy Duty Iron	1200	04,09,60,63,57,12	DTHS50JS##**YY	FTHS50JS##**YY	TTHS50JS##17YY	
		Ductile	1250	04,09,60,63,B1,B5	DTDS50JR##**YY	FTDS50JR##**YY	TDS50JR##17YY	
		Forged Steel	1250	02,09,60,B1,B5	DTFS50JS##**YY	FTFS50JS##**YY	TFS50JS##17YY	
EnergySaver Ductile™	1250	04,09,60,48,B1,B5	DTCD50JR##**YY	FTCD50JR##**YY	TCD50JR##17YY			
Conductive Nylon	630	04,09,60,48,57,12	DTCY50JH##**YY	FTCY50JH##**YY	TTCY50JH##17YY			
Conductive Ultraflex™	540		DTCX50JL64**YY	FTCX50JL64**YY	TTCX50JL6417YY			



Wheel Dia	Tread Width	Wheel Type	Load Cap.	Available Bearing Options	Replace + with desired wheel color			+Color
					Replace ## with desired wheel bearing			
					#DT Series	#FT Series	#TT Series	
6"	2"	Yoke Only			DTZZ60JZ83**YY	FTZZ60JZ83**YY	TTZZ60JZ8317YY	
		Neo-Energizer™	600	04, 09,64, 57, 12	DTEN60JB##**YY	FTEN60JB##**YY	TTEN60JB##17YY	
		Pneumatic	200		DTFP60JB60**YY	FTFP60JB60**YY	TTFP60JB6017YY	
		Foam Filled	200		DTFF60JB60**YY	FTFF60JB60**YY	TFFF60JB6017YY	
		Ever-Roll™	200		DTER60J+60**YY	FTER60J+60**YY	TTER60J+6017YY	B,I
		Nomadic™	600	04,09,48,60,57,12	DTNM60J+##**YY	FTNM60J+##**YY	TTNM60J+##17YY	A,I
		Rubber on Nylon	550	04,09,48,60,57,12	DTNR60JB##**YY	FTNR60JB##**YY	TNR60JB##17YY	
		Dura Cushion™	350	04,09,63,57,12	DTBC60J+##**YY	FTBC60J+##**YY	TBC60J+##17YY	X,Z
		Eco-Rubber	350		DTSN60JB53**YY	FTSN60JB53**YY	TTSN60JB5317YY	
		Rubber on Aluminum	550	04,09,48,60,57,12	DTRA60JB##**YY	FTRA60JB##**YY	TTRA60JB##17YY	
		Mold-On Rubber	550	04,09,48,60,57,12	DTRS60JB##**YY	FTRS60JB##**YY	TTRS60JB##17YY	
		Supreme Rubber	700	04,09,48,60,57,12	DTRH60JS##**YY	FTRH60JS##**YY	TTRH60JS##17YY	
		Blue Ergo™	550		DTBL60JL63**YY	FTBL60JL63**YY	TBL60JL6317YY	
		Thermo-Pro™	500	04,09,60,63,48,57,12	DTPP60J+##**YY	FTTP60J+##**YY	TTPP60J+##17YY	A,I,T,X,Y,Z
		Xtreme Wheel	350	04	DTLS60JA62**YY	FTLS60JA62**YY	TTLS60JA62**YY	
		Polyolefin	700	04,09,60,53,P3,48,57,12	DTPO60J+##**YY	FTPO60J+##**YY	TPO60J+##17YY	B,E
		Nylon	1000	04,09,63,57,12	DTNY60JE##**YY	FTNY60JE##**YY	TNY60JE##17YY	
		Ironman	1250	65, 73	DTNX60JB##**YY	FTNX60JB##**YY	TNX60JB##17YY	
		RokHard™	1000	04,09,48,60,57,12	DTHI60JB##**YY	FTHI60JB##**YY	TTHI60JB##17YY	
		BrimStone™	1100	04,09,60,90	DTGN60J+##**YY	FTGN60J+##**YY	TGN60J+##17YY	B,Q
		Epoxy	1100	04,09,90	DTOV60JQ##**YY	FTOV60JQ##**YY	TTOV60JQ##17YY	
		MaxRok™	1200	04,09,63,57,12	DTMA60JB##**YY	FTMA60JB##**YY	TMA60JB##17YY	
		Phenolic	1200	04,09,48,60,57,12	DTPH60JB##**YY	FTPH60JB##**YY	TTPH60JB##17YY	
		Straight-Sided Phenolic	1250		DTPH60TB##**YY	FTPH60TB##**YY	TTPH60TB##17YY	
		High-Temp Phenolic	900	04,09,90	DTHT60JQ##**YY	FTHT60JQ##**YY	THT60JQ##17YY	
		Poly MaxRok™	1200	04,09,48,60,57,12	DTMU60J+##**YY	FTMU60J+##**YY	TTMU60J+##17YY	G,K
		Polyon AL™	1200	04,09,48,60,57,12	DTPA60J+##**YY	FTPA60J+##**YY	TTPA60J+##17YY	N,R
		Polyon-C	1200	04,09,48,60,57,12	DTPR60JL##**YY	FTPR60JL##**YY	TTPR60JL##17YY	
		DW-Black	700			FTDW60JLT3**YY		
		DW-Red	960			FTDW60JRT3**YY		
		DW-Blue	1250			FTDW60JBT3**YY		
		DW-Gray	1250			FTDW60JGT3**YY		
		Crown DW-Red	960			FTDW60XRT3**YY		
		Crown DW-Blue	1250			FTDW60XBT3**YY		
		Poly-Pro™	720	04,09,48,60,63,57,12	DTPP60J+##**YY	FTPP60J+##**YY	TTPP60J+##17YY	D,I,K,M,U,W
			900		DTPP60JP49**YY	FTPP60JP49**YY	TTPP60JP4917YY	
					DTPP60JH63**YY	FTPP60JH63**YY	TTPP60JH6317YY	
		Polymadic™	900	04,09,48,60,63,57,12	DTPM60J+##**YY	FTPM60J+##**YY	TTPM60J+##17YY	I,M
		Polyon™	1200		DTPU60JV63**YY	FTPU60JV63**YY	TTPU60JV6317YY	
				04,09,48,60,57,12	DTPU60J+##**YY	FTPU60J+##**YY	TTPU60J+##17YY	G,V
		EnergySaver Polyon™	1250	04,09,63,57,12	DTSW60JU##**YY	FTSW60JU##**YY	TTSW60JU##17YY	
		PolyFlexon™ Cast	900	04,09,63,57,12	DTRP60JK##**YY	FTRP60JK##**YY	TTRP60JK##17YY	
		PolyFlexon™	900		DTUA60J+64**YY	FTUA60J+64**YY	TUA60J+6417YY	N,O
		D-Polyon	1000		DTUD60JL64**YY	FTUD60JL64**YY	TUD60JL6417YY	
		Ultraflex™	1000		DTUX60JO64**YY	FTUX60JO64**YY	TUX60JO6417YY	
		Champion	1200		DTCP60JN64**YY	FTCP60JN64**YY	TTCP60JN6417YY	
		DuraLastomer™	1000	09,48,60,57,12	DTSU60JL##**YY	FTSU60JL##**YY	TTSU60JL##17YY	
		Super Elastomer	1250		DTSX60JI64**YY	FTSX60JI64**YY	TTSX60JI6417YY	
		ErgoLastomer™	1250	04,09,48,60,64,57,12	DTHU60JI##**YY	FTHU60JI##**YY	TTHU60JI##17YY	
		Titan™ Polymer	1250		DTPX60JO63**YY	FTPX60JO63**YY	TTPX60JO6317YY	
Conquer™	1200		DTCQ60JR64**YY	FTCQ60JR64**YY	TTCQ60JR6417YY			
	1200		DTCQ60JL64**YY	FTCQ60JL64**YY	TTCQ60JL6417YY			
Semi-Steel	1200	04,09,48,60,57,12	DTSS60JS##**YY	FTSS60JS##**YY	TSS60JS##17YY			
Heavy Duty Iron	1250	04,09,60,63,57,12	DTHS60JS##**YY	FTHS60JS##**YY	TTHS60JS##17YY	S=Flat Tread;		
		04,09,60,48,57,12	DTHS60JX##**YY	FTHS60JX##**YY	TTHS60JX##17YY	X=Crown Tread		
Ductile	1250	04,09,60,73,63,B1,B5	DTDS60JR##**YY	FTDS60JR##**YY	TDS60JR##17YY			
EnergySaver Ductile™	1250	04,09,48, 60,73,B1,B5	DTCD60JR##**YY	FTCD60JR##**YY	TCD60JR##17YY			
Forged Steel	1250	04,09,73,63,B1,B5	DTF60JS##**YY	FTF60JS##**YY	TTF60JS##17YY	S=Flat Tread;		
			DTF60JX4P**YY	FTF60JX4P**YY	TTF60JX4P17YY	X=Crown Tread		
Conductive Nylon	700		DTCY60JI62**YY	FTCY60JI62**YY	TTCY60JI6217YY			
Conductive Ultraflex™	600		DTCX60JL64**YY	FTCX60JL64**YY	TTCX60JL6417YY			

*The Ever-Roll is not designed to sit with a load.



Wheel Dia	Tread Width	Wheel Type	Load Cap.	Available Bearing Options	Replace + with desired wheel color			+Color
					Replace ## with desired wheel bearing			
					#DT Series	#FT Series	#TT Series	
8"	2"	Yoke Only			DTZZ80JZ83**YY	FTZZ80JZ83**YY	TTZZ80JZ8317YY	
		Neo-Energizer™	600	04,09,64,57,12	DTEN80JB##**YY	FTEN80JB##**YY	TTEN80JB##17YY	
		Nomadic™	700	04,09,48,60,57,12	DTNM80J+##**YY	FTNM80J+##**YY	TTNM80J+##17YY	A,I
		Rubber on Nylon	600	04,09,48,60,57,12	DTNR80JB##**YY	FTNR80JB##**YY	TTNR80JB##17YY	
		Dura Cushion™	450	04,09,63,57,12	DTBC80J+##**YY	FTBC80J+##**YY	TTBC80J+##17YY	X,Z
		Eco-Rubber	450	53,P3	DTSN80UC##**YY	FTSN80UC##**YY	TTSN80UC##17YY	
		Rubber on Aluminum	600	04,09,48,60,57,12	DTRA80JB##**YY	FTRA80JB##**YY	TTRA80JB##17YY	
		Mold-On Rubber	600	04,09,48,60,57,12	DTRS80JB##**YY	FTRS80JB##**YY	TTRS80JB##17YY	
		Supreme Rubber	810	04,09,63,57,12	DTRH80JS##**YY	FTRH80JS##**YY	TTRH80JS##17YY	
		Blue Ergo™	600		DTBL80JL63**YY	FTBL80JL63**YY	TTBL80JL6317YY	
		Thermo-Pro™	600	04,09,60,63,48,57,12	DTPP80J+##**YY	FTTP80J+##**YY	TTTP80J+##17YY	A,I,T,X,Y,Z
		Xtreme Wheel			DTLS80JA62**YY	FTLS80JA62**YY	TTLS80JA62**YY	
		Polyolefin	900	04,09,60,53,P3,48,57,90,12	DTPO80J+##**YY	FTPO80J+##**YY	TTPO80J+##17YY	B,E
		Nylon	1100	04,09,63,57,12	DTNY80JE##**YY	FTNY80JE##**YY	TTNY80JE##17YY	
		Ironman	1250	65,73	DTNX80JB##**YY	FTNX80JB##**YY	TTNX80JB##17YY	
		RokHard™	1100	04,09,48,60,57,12	DTHI80JB##**YY	FTHI80JB##**YY	TTHI80JB##17YY	
		BrimStone™	1200	04,09,60,90	DTGN80J+##**YY	FTGN80J+##**YY	TTGN80J+##17YY	B,Q
		Epoxy	1200	04,09	DTOV80JQ##**YY	FTOV80JQ##**YY	TTOV80JQ##17YY	
		MaxRok™	1250	04,09,49,57,12	DTMA80JB##**YY	FTMA80JB##**YY	TTMA80JB##17YY	
		Phenolic	1250	04,09,48,60,57,12	DTPH80JB##**YY	FTPH80JB##**YY	TTPH80JB##17YY	
		High -Temp Phenolic	1100	04,09,90	DTHT80JQ##**YY	FTHT80JQ##**YY	TTHT80JQ##17YY	
		Poly MaxRok™	1250	04,09,48,60,57,12	DTMU80J+##**YY	FTMU80J+##**YY	TTMU80J+##17YY	G,K
		Polygon AL™	1250	04,09,48,60,57,12	DTPA80J+##**YY	FTPA80J+##**YY	TTPA80J+##17YY	N,R
		DW-Black	750			FTDW80JLT3**YY		
		DW-Red	1100			FTDW80JRT3**YY		
		DW-Blue	1250			FTDW80JBT3**YY		
		DW-Gray	1250			FTDW80JGT3**YY		
		Crown DW-Red	1100			FTDW80XRT3**YY		
		Crown DW-Blue	1250			FTDW80XBT3**YY		
		Poly-Pro™	810	04,09,48,60,63,57,12	DTPP80J+##**YY	FTPP80J+##**YY	TTPP80J+##17YY	C,D,I,K,M,U,W
			1000		DTPP80JP49**YY	FTPP80JP49**YY	TTPP80JP4917YY	
			1000		DTPP80JH63**YY	FTPP80JH63**YY	TTPP80JH6317YY	
		Polymadic™	1000	04,09,48,60,63,57,12	DTPM80J+##**YY	FTPM80J+##**YY	TTPM80J+##17YY	I,M
		Polyon™	1250		DTPU80JV63**YY	FTPU80JV63**YY	TTPU80JV6317YY	
				04,09,48,60,57,12	DTPU80J+##**YY	FTPU80J+##**YY	TTPU80J+##17YY	G,V
		EnergySaver Polyon™	1250	04,09,48,60,57,12	DTSW80JU##**YY	FTSW80JU##**YY	TTSW80JU##17YY	
		PolyFlexon™ Cast	1000		DTRP80JK63**YY	FTRP80JK63**YY	TTRP80JK6317YY	
		PolyFlexon™	1200		DTUA80J+64**YY	FTUA80J+64**YY	TTUA80J+6417YY	N,O
		D-Polyon	1200		DTUD80JL64**YY	FTUD80JL64**YY	TTUD80JL6417YY	
		Ultraflex™	1200		DTUX80J/64**YY	FTUX80J+64**YY	TTUX80J+6417YY	M,O
		Champion	1250		DTCP80JN64**YY	FTCP80JN64**YY	TTCP80JN6417YY	
		DuraLastomer™	1000	09,48,60,57,12	DTSU80JL##**YY	FTSU80JL##**YY	TTSU80JL##17YY	
		Super Elastomer	1250		DTSX80JI64**YY	FTSX80JI64**YY	TTSX80JI6417YY	
		ErgoLastomer™	1250	04,09,64,57,12	DTHU80JI##**YY	FTHU80JI##**YY	TTHU80JI##17YY	
		Titan™ Plymer	1250		DTPX80JO63**YY	FTPX80JO63**YY	TTPX80JO6317YY	
		Conquer™	1250		DTCQ80JR64**YY	FTCQ80JR6417YY	TTCQ80JR6417YY	
			1250		DTCQ80JL64**YY	FTCQ80JL6417YY	TTCQ80JL6417YY	
		Semi-Steel	1250	04,09,48,60,57,12	DTSS80JS##**YY	FTSS80JS##**YY	TTSS80JS##17YY	
		Heavy Duty Iron	1250	04,09,48,60,57,12	DTHS80JS##**YY	FTHS80JS##**YY	TTHS80JS##17YY	S=Flat Tread
					DTHS80JX##**YY	FTHS80JX##**YY	TTHS80JX##17YY	X=Crown Tread
Ductile	1250	04,09,48,60,B1,B5	DTDS80JR##**YY	FTDS80JR##**YY	TTDS80JR##17YY			
EnergySaver Ductile™	1250	04,09,48,60,B1,B5	DTCD80JR##**YY	FTCD80JR##**YY	TTCD80JR##17YY			
Forged Steel	1250	04,09,63,B5,B1	DTFS80JS##**YY	FTFS80JS##**YY	TTFs80JS##17YY	S=Flat Tread		
			DTFS80JX4P**YY	FTFS80JX4P**YY	TTFs80JX4P17YY	X=Crown Tread		
Conductive Nylon	770		DTCY80JI62**YY	FTCY80JI62**YY	TTCY80JI6217YY			
Conductive Ultraflex™	700		DTCX80JL64**YY	FTCX80JL64**YY	TTCX80JL6417YY			

*The Ever-Roll is not designed to sit.

Equip-Lock Casters (QL) - 1300lb

Equip-Lock is a total lock device where operation position is stationary on the transportation equipment. This device can be modified to be a central locking system for Carts or Dollies.

The unique design fits best in highly standardized applications.

- This device will increase the caster overall height by 13/16". Adaptor will be required on non-lock swivel (RX series) to match the overall height.
- Grease fitting in raceway and axle for maintenance
- Large selections of wheels & bearings
- Bright Zinc finish as standard
- Double ball raceway

QLUX50JO6417YY



FASTENING PATTERNS						
Plate Code	Overall Size	Bolt Hole Pattern		Mounting Bolt Size		
17	4" x 4-15/32"	2-5/8" x 3-5/8" to 3" x 3"		3/8"		
Overall Height and Swivel Radius						
Wheel Diameter	Overall Height	Denotation Code		Swivel Radius		
4"	6-7/16"	40		3-11/16"		
5"	7-5/16"	50		4-5/16"		
6"	8-5/16"	60		4-5/8"		
8"	10-5/16"	80		5-3/4"		
Wheel Diameter	Tread Width	Wheel Type	Load Cap.	Available Bearing Options	Replace + with desired wheel color Replace ## with desired wheel bearing	+Color
4"	2"	Yoke Only			QLZZ40JZ8317YY	
		Neo-Energizer™	500	04,09,60,48,57,12	QLEN40JB##17YY	
		Blue Ergo™	400		QLBL40JL6317YY	
		PolyFlexon™	900		QLUA40JO6417YY	
		Ultraflex™	900		QLUX40JO6317YY	
		Super Elastomer	1200		QLSX40JI6417YY	
5"	2"	Yoke Only			QLZZ50JZ8317YY	
		Neo-Energizer™	550	04,09,60,48,57,12	QLEN50JB##17YY	
		Blue Ergo™	400		QLBL50JL6317YY	
		PolyFlexon™	900		QLUA50JO6417YY	
		Ultraflex™	900		QLUX50JO6417YY	
		Super Elastomer	1200	04,09,64,57,12	QLSX50JI##17YY	
6"	2"	Yoke Only			QLZZ60JZ8317YY	N,O
		Neo-Energizer™	600	04, 09,64, 57, 12	QLEN60JB##17YY	
		Blue Ergo™	550		QLBL60JL6317YY	
		PolyFlexon™	900		QLUA60J+6417YY	
		D-Polyon	1000		QLUD60JL6417YY	
		Ultraflex™	1000		QLUX60JO6417YY	
		Champion	1200		QLCP60JN6417YY	
		Super Elastomer	1250		QLSX60JI6417YY	
		Titan™ Polymer	1250		QLPX60JO6317YY	
		Conquer™	1200		QLCQ60JR6417YY	
			1200		QLCQ60JL6417YY	
8"	2"	Yoke Only			QLZZ80JZ8317YY	N,O
		Neo-Energizer™	600	04,09,64,57,12	QLEN80JB##17YY	
		Blue Ergo™	600		QLBL80JL6317YY	
		PolyFlexon™	1200		QLUA80J+6417YY	
		Ultraflex™	1200		QLUX80JO6417YY	
		Champion	1250		QLCP80JN6417YY	
		Super Elastomer	1250		QLSX80JI6417YY	
		Titan™ Polymer	1250		QLPX80JO6317YY	
		Conquer™	1250		QLCQ80JR6417YY	
			1250		QLCQ80JL6417YY	



IT- Low-Profile Heavy Duty Modular Caster- 1000LB

- Double ball raceways with 5/8" hollow kingpin
- Bright Zinc finish, color coating is available
- Hardened swivel raceways

ITMA30IB08C7YY



Modular Threaded Stem						
Stem Code		Stem Size		Modular Part #		
C7		1" - 8 x 4"		ITSTAC7		
C9		3/4"-10 x 2-1/2"		ITSTAC9		
D4		1" - 12 X 2.5"		ITSTAD4		
Wheel Diameter	Tread Width	Wheel Type	Load Cap.	Part #	Overall Height	Swivel Radius
3	1-15/16"	Yoke Only		ITZZ30IZZYY	4-9/64"	2-3/8"
		MaxRok™	900	ITMA30IB08**YY		
		Polyon™	900	ITPO30IB08**YY		
		Phenolic	1000	ITPH30IB08**YY		

Notes

41/42 Kingpinless Casters - 2000lb

A complete series of kingpinless swivel and total lock casters

- Designed to be the ultimate solution of traditional casters with kingpin being loosened from lateral force
- Extended swivel radius for better maneuverability is available for 6" and 8"
- ASTM45 Steel precisely CNC machined raceway
- Hardened Raceway and ball bearings
- Bright Zinc finish is standard
- 1/4" thick top plate and legs

41/42 SERIES • CAPACITY 2000

41DS60JR0917YY



41DW60XBT317-000004



42HU60JI6417YY



41CP60JR6417-0U0000



41UX60JO6417TTL



FASTENING PATTERNS

Plate Code	Overall Size	Bolt Hole Pattern	Mounting Bolt Size
17	4" x 4-15/32"	2-5/8" x 3-5/8" to 3" x 3" w/2 x 5/16" holes centered at 4.013" between long-way holes for use on structural framing	3/8"
19	4-1/2" x 6-1/4"	2-7/16" x 4-15/16" to 3-3/8" x 5-1/4"	1/2"

Overall Height and Swivel Radius

Wheel Diameter	Overall Height	Denotation Code	Swivel Radius	Total Lock Swivel Radius
4"	5-5/8"	40	3-1/4"	6"
5"	6-1/2"	50	3-7/8"	6"
6"	7-1/2"	60	4-9/16"	6"
		66	5-1/2"	
		67	5-3/4"	
8"	9-1/2"	80	6"	6"
	10-1/8"	81	6-3/4"	
	9-1/2"	85	7-3/4"	
	10-1/2"	89	7-1/2"	



Wheel Dia	Tread Width	Wheel Type	Load Cap.	Available Bearing Options	Replace + with desired wheel color			+Color
					Replace ## with desired wheel bearing			
					SWIVEL	RIGID	TOTAL	
Yoke Only					41ZZ40JZ83**YY	42ZZ40JZ83**YY	41ZZ40JZ83**TTL	
4"	1-13/16"	Solid Steel V-Groove	2000		41SV40IT1417YY	42SV40IT1417YY	41SV40IT1417TTL	
		Neo-Energizer™	500	04,09,60,48,57,12	41EN40JB##**YY	42EN40JB##**YY	41EN40JB##**TTL	A,I
		Nomadic™	400	04,09,60,48,57,12	41NM40J+##**YY	42NM40J+##**YY	41NM40J+##**TTL	
		Rubber on Nylon	400	04,09,60,48,57,12	41NR40JB##**YY	42NR40JB##**YY	41NR40JB##**TTL	
		Rubber on Aluminum	400	04,09,60,48,57,12	41RA40JB##**YY	42RA40JB##**YY	41RA40JB##**TTL	
		Low Profile Rubber	300	04,09,60,48,57,12	41LP40JB##**YY	42LP40JB##**YY	41LP40JB##**TTL	
		Mold-On Rubber	400	04,09,60,48,57,12	41RS40JB##**YY	42RS40JB##**YY	41RS40JB##**TTL	
		Blue Ergo™	400		41BL40JL63**YY	42BL40JL63**YY	41BL40JL63**TTL	
		Thermo-Pro™	300	04,09,60,63,48,57,12	41TP40J+##**YY	42TP40J+##**YY	41TP40J+##**TTL	A,I,T,Y
		Xtreme Wheel	200	02	41LS40JA62**YY	42LS40JA62**YY	41LS40JA62**TTL	
		Polyolefin	500	04,09,60,63,48,57,12	41PO40J+##**YY	42PO40J+##**YY	41PO40J+##**TTL	B,E
		Nylon	810	04,09,60,48,57,12	41NY40JE##**YY	42NY40JE##**YY	41NY40JE##**TTL	
		Ironman™	2000	04,09,60, 48,65,73,12	41NX40JB##**YY	42NX40JB##**YY	41NX40JB##**TTL	
		RokHard™	800	04,09,62,57,12	41HI40JB##**YY	42HI40JB##**YY	41HI40JB##**TTL	
		BrimStone™	800	04,09,90	41GN40J+##**YY	42GN40J+##**YY	41GN40J+##**TTL	B,Q
		Epoxy	800	04,09,90	41OV40JQ##**YY	42OV40JQ##**YY	41OV40JQ##**TTL	
		MaxRok™	800	04,09,49,57,12	41MA40JB##**YY	42MA40JB##**YY	41MA40JB##**TTL	
		Phenolic	800	04,09,60,48,57,12	41PH40JB##**YY	42PH40JB##**YY	41PH40JB##**TTL	
		Phenolic Straight Sided	1000	04,09,60,57,12	41PH40TB##**YY	42PH40TB##**YY	41PH40TB##**TTL	
		High-Temp Phenolic	600	04,09,90	41HT40JQ##**YY	42HT40JQ##**YY	41HT40JQ##**TTL	
		Polygon MaxRok™	700	04,09,60,48,57,12	41MU40J+##**YY	42MU40J+##**YY	41MU40J+##**TTL	G,K
		Polygon AL™	800	04,09,60,48,57,12	41PA40J+##**YY	42PA40J+##**YY	41PA40J+##**TTL	N,R
		DW-Black	470		41DW40JLT3**YY	42DW40JLT3**YY	41DW40JLT3**TTL	
		DW-Red	540		41DW40JRT3**YY	42DW40JRT3**YY	41DW40JRT3**TTL	
		DW-Blue	960		41DW40JBT3**YY	42DW40JBT3**YY	41DW40JBT3**TTL	
		DW-Gray	1000		41DW40JGT3**YY	42DW40JGT3**YY	41DW40JGT3**TTL	
		Poly-Pro™	500	04,09,60,62,48,57,12	41PP40J+##**YY	42PP40J+##**YY	41PP40J+##**TTL	D,K,M,U,W
			600		41PP40JP49**YY	42PP40JP49**YY	41PP40JP49**TTL	
		Polymadic™	600	04,09,60,49,48,57,12	41PM40J+##**YY	42PM40J+##**YY	41PM40J+##**TTL	I,M
		Polyon™	800		41PU40JV63**YY	42PU40JV63**YY	41PU40JV63**TTL	
			800	04,09,60,48,57,12	41PU40J+##**YY	42PU40J+##**YY	41PU40J+##**TTL	G,V
		EnergySaver Polyon™	800	04,09,60,48,57,12	41SW40JU##**YY	42SW40JU##**YY	41SW40JU##**TTL	
		PolyFlexon™ Cast	700	04,09,60,48,57,12	41RP40JK##**YY	42RP40JK##**YY	41RP40JK##**TTL	
		PolyFlexon™	900		41UA40JO64**YY	42UA40JO64**YY	41UA40JO64**TTL	
		Ultraflex™	900		41UX40J+63**YY	42UX40J+63**YY	41UX40J+63**TTL	M,O
		DuraLastomer™	750	09,60,48,57,12	41SU40JL##**YY	42SU40JL##**YY	41SU40JL##**TTL	
		Super Elastomer	1200		41SX40JI64**YY	42SX40JI64**YY	41SX40JI64**TTL	
		ErgoLastomer™	1000	04,09,64,57,12	41HU40JI##**YY	42HU40JI##**YY	41HU40JI##**TTL	
		Semi-Steel	700	04,09,60,48,57,12	41SS40JS##**YY	42SS40JS##**YY	41SS40JS##**TTL	
		Heavy Duty Iron	900	04,09,60,48,57,12	41HS40JS##**YY	42HS40JS##**YY	41HS40JS##**TTL	
Ductile	1500	04,09,60,63,57,12	41DS40JR##**YY	42DS40JR##**YY	41DS40JR##**TTL			
Solid Steel	2000	09,63, B1,B5	41MS40JS##**YY	42MS40JS##**YY	41MS40JS##**TTL			
EnergySaver Ductile™	1500	04,60,48,09,B1,B5	41CD40JR##**YY	42CD40JR##**YY	41CD40JR##**TTL			
Ironman™ V-Groove	2000		41NV40JT4P**YY	42NV40JT4P**YY	41NV40JT4P**TTL			
MaxRok™ V-Groove	800	04,09,60,48,57,12	41MV40JT##**YY	42MV40JT##**YY	41MV40JT##**TTL			
Iron V-Groove	600	04,09,60,48,57,12	41VG40JT##**YY	42VG40JT##**YY	41VG40JT##**TTL			
Ductile V-Groove	1500	04,09,60,48,57, B1, B5	41DV40JT##**YY	42DV40JT##**YY	41DV40JT##**TTL			
Conductive Ultraflex™	500		41CX40JL63**YY	42CX40JL63**YY	41CX40JL63**TTL			

*The Ever-Roll is not designed to sit.



Wheel Dia	Tread Width	Wheel Type	Load Cap.	Available Bearing Options	Replace + with desired wheel color			+Color
					Replace ## with desired wheel bearing			
					SWIVEL	RIGID	TOTAL	
5"	2"	Yoke Only			41ZZ50JZ83**YY	42ZZ50JZ83**YY	41ZZ50JZ83**TTL	
		Neo-Energizer™	550	04,09,60,48,57,12	41EN50JB##**YY	42EN50JB##**YY	41EN50JB##**TTL	
		Nomadic™	500	04,09,60,48,57,12	41NM50J+##**YY	42NM50J+##**YY	41NM50J+##**TTL	A,I
		Rubber on Nylon	450	04,09,60,48,57,12	41NR50JB##**YY	42NR50JB##**YY	41NR50JB##**TTL	
		Rubber on Aluminum	500	04,09,60,48,57,12	41RA50JB##**YY	42RA50JB##**YY	41RA50JB##**TTL	
		Mold-On Rubber	400	04,09,60,48,57,12	41RS50JB##**YY	42RS50JB##**YY	41RS50JB##**TTL	
		Blue Ergo™	400		41BL50JL63**YY	42BL50JL63**YY	41BL50JL63**TTL	
		CushEndure™	400		41GR50JB19**YY	42GR50JB19**YY	41GR50JB19**TTL	
		Thermo-Pro™	350	04,09,60,48,57,12	41TP50J+##**YY	42TP50J+##**YY	41TP50J+##**TTL	A,I,T,X,Y,Z
		Xtreme Wheel	250	03	41LS50JA62**YY	42LS50JA62**YY	41LS50JA62**TTL	
		Polyolefin	650	04,09,60,48,57,12	41PO50J+##**YY	42PO50J+##**YY	41PO50J+##**TTL	B,E
		Nylon	900	04,09,60,48,57,12	41NY50JE##**YY	42NY50JE##**YY	41NY50JE##**TTL	
		Ironman	2000	65,73	41NX50J+##**YY	42NX50J+##**YY	41NX50J+##**TTL	B,I
		RokHard™	900	04,09,62,57,12	41HI50JB##**YY	42HI50JB##**YY	41HI50JB##**TTL	
		BrimStone™	1000	04,09,90	41GN50J+##**YY	42GN50J+##**YY	41GN50J+##**TTL	B,Q
		Epoxy	1000	04,09,90	41OV50JQ##**YY	42OV50JQ##**YY	41OV50JQ##**TTL	
		MaxRok™	1000	04,09,63,49,57,12,60	41MA50JB##**YY	42MA50JB##**YY	41MA50JB##**TTL	
		Phenolic	1000	04,09,60,48,57,12	41PH50JB##**YY	42PH50JB##**YY	41PH50JB##**TTL	
		Hi-Temp Phenolic	750	04,09,90	41HT50JQ##**YY	42HT50JQ##**YY	41HT50JQ##**TTL	
		Sterollizer™	450		41SL50JCB8**YY	42SL50JCB8**YY	41SL50JCB8**TTL	
		Polygon MaxRok™	1000	04,09,60,63,48,57,12	41MU50J+##**YY	42MU50J+##**YY	41MU50J+##**TTL	G,K
		Polygon AL™	900	04,09,60,48,57,12	41PA50J+##**YY	42PA50J+##**YY	41PA50J+##**TTL	N,R
		Polygon - C	900	04,09,60,48,57,12	41PR50JL##**YY	42PR50JL##**YY	41PR50JL##**TTL	
		DW-Black	550		41DW50JLT3**YY	42DW50JLT3**YY	41DW50JLT3**TTL	
		DW-Red	750		41DW50JRT3**YY	42DW50JRT3**YY	41DW50JRT3**TTL	
		DW-Blue	1160		41DW50JBT3**YY	42DW50JBT3**YY	41DW50JBT3**TTL	
		DW-Gray	1200		41DW50JGT3**YY	42DW50JGT3**YY	41DW50JGT3**TTL	
		Poly-Pro™	600	04,09,48,60,63,57,12	41PP50J+##**YY	42PP50J+##**YY	41PP50J+##**TTL	B,C,D,K,M,U,W
			700		41PP50JP49**YY	42PP50JP49**YY	41PP50JP49**TTL	
					41PP50JH63**YY	42PP50JH63**YY	41PP50JH63**TTL	
		Polymadic™	750	04,09,48,60,63,57,12	41PM50J+##**YY	42PM50J+##**YY	41PM50J+##**TTL	I,M
		Polyon™	1100		41PU50JV63**YY	42PU50JV63**YY	41PU50JV63**TTL	
			1100	04,09,60,48,57,12	41PU50J+##**YY	42PU50J+##**YY	41PU50J+##**TTL	G,V
		EnergySaver Polyon™	1300	04,09,60,48,57,12	41SW50JU##**YY	42SW50JU##**YY	41SW50JU##**TTL	
		PolyFlexon™ Cast	800	04,09,60,48,57,12	41RP50JK##**YY	42RP50JK##**YY	41RP50JK##**TTL	
		PolyFlexon™	900		41UA50JO64**YY	42UA50JO64**YY	41UA50JO64**TTL	
		Ultraflex™	900		41UX50J+64**YY	42UX50J+64**YY	41UX50J+64**TTL	M,O
		D-Polygon	900		41UD50JL64**YY	42UD50JL64**YY	41UD50JL64**TTL	
		DuraLastomer™	900	09,60,48,57,12	41SU50JL##**YY	42SU50JL##**YY	41SU50JL##**TTL	
		Super Elastomer	1200	04,09,64,57,12	41SX50JI##**YY	42SX50JI##**YY	41SX50JI##**TTL	
		ErgoLastomer™	1400	04,09,64,57,12	41HU50JI##**YY	42HU50JI##**YY	41HU50JI##**TTL	
		Semi-Steel	1000	04,09,60,48,57,12	41SS50JS##**YY	42SS50JS##**YY	41SS50JS##**TTL	
Heavy Duty Iron	1200	04,09,60,63,57,12	41HS50JS##**YY	42HS50JS##**YY	41HS50JS##**TTL			
Ductile	1500	04,09,60,63,B1,B5	41DS50JR##**YY	42DS50JR##**YY	41DS50JR##**TTL			
Forged Steel	2000	02,09,60,B5,B1	41FS50JS##**YY	42FS50JS##**YY	41FS50JS##**TTL			
EnergySaver Ductile™	1500	04,09,60,48,B1,B5	41CD50JR##**YY	42CD50JR##**YY	41CD50JR##**TTL			
Iron V-Groove	900	04,09,60,48,57,12	41VG50JT##**YY	42VG50JT##**YY	41VG50JT##**TTL			
Conductive Nylon	630	04,09,60,48,57,12	41CY50JH##**YY	42CY50JH##**YY	41CY50JH##**TTL			
Conductive Ultraflex™	540		41CX50JL64**YY	42CX50JL64**YY	41CX50JL64**TTL			

*The Ever-Roll is not designed to sit.



Wheel Dia	Tread Width	Wheel Type	Load Cap.	Available Bearing Options	Replace + with desired wheel color			+Color
					Replace ## with desired wheel bearing			
					SWIVEL	RIGID	TOTAL	
6"	2"	Yoke Only			41ZZ60JZ83**YY	42ZZ60JZ83**YY	41ZZ60JZ83**TTL	
		Neo-Energizer™	600	04, 09,64, 57, 12	41EN60JB##**YY	42EN60JB##**YY	41EN60JB##**TTL	
		Pneumatic	200		41FP60JB60**YY	42FP60JB60**YY	41FP60JB60**TTL	
		Foam Filled	200		41FF60JB60**YY	42FF60JB60**YY	41FF60JB60**TTL	
		Ever-Roll™	200		41ER60J+60**YY	42ER60J+60**YY	41ER60J+60**TTL	B,I
		Nomadic™	600	04,09,48,60,57,12	41NM60J+##**YY	42NM60J+##**YY	41NM60J+##**TTL	A,I
		Rubber on Nylon	550	04,09,48,60,57,12	41NR60JB##**YY	42NR60JB##**YY	41NR60JB##**TTL	
		Dura Cushion™	350	04,09,63,57,12	41BC60J+##**YY	42BC60J+##**YY	41BC60J+##**TTL	X,Z
		Eco-Rubber	350		41SN60JB53**YY	42SN60JB53**YY	41SN60JB53**TTL	
		Rubber on Aluminum	550	04,09,48,60,57,12	41RA60JB##**YY	42RA60JB##**YY	41RA60JB##**TTL	
		Mold-On Rubber	550	04,09,48,60,57,12	41RS60JB##**YY	42RS60JB##**YY	41RS60JB##**TTL	
		Supreme Rubber	700	04,09,48,60,57,12	41RH60JS##**YY	42RH60JS##**YY	41RH60JS##**TTL	
		Blue Ergo™	550		41BL60JL63**YY	42BL60JL63**YY	41BL60JL63**TTL	
		Thermo-Pro™	500	04,09,60,63,48,57,12	41TP60J+##**YY	42TP60J+##**YY	41TP60J+##**TTL	A,I,T,X,Y,Z
		Xtreme Wheel	350	04	41LS60JA62**YY	42LS60JA62**YY	41LS60JA62**TTL	
		Polyolefin	700	04,09,60,53,P3,48,57,12	41PO60J+##**YY	42PO60J+##**YY	41PO60J+##**TTL	B,E
		Nylon	1000	04,09,63,57,12	41NY60JE##**YY	42NY60JE##**YY	41NY60JE##**TTL	
		Ironman	2000	65, 73	41NX60JB##**YY	42NX60JB##**YY	41NX60JB##**TTL	
		RokHard™	1000	04,09,48,60,57,12	41HI60JB##**YY	42HI60JB##**YY	41HI60JB##**TTL	
		BrimStone™	1100	04,09,60,90	41GN60J+##**YY	42GN60J+##**YY	41GN60J+##**TTL	B,Q
		Epoxy	1100	04,09,90	41OV60JQ##**YY	42OV60JQ##**YY	41OV60JQ##**TTL	
		MaxRok™	1200	04,09,63,57,12	41MA60JB##**YY	42MA60JB##**YY	41MA60JB##**TTL	
		Phenolic	1200	04,09,48,60,57,12	41PH60JB##**YY	42PH60JB##**YY	41PH60JB##**TTL	
		Straight-Sided Phenolic	1500		41PH60TB##**YY	42PH60TB##**YY	41PH60TB##**TTL	
		High-Temp Pnenolic	900	04,09,90	41HT60JQ##**YY	42HT60JQ##**YY	41HT60JQ##**TTL	
		Poly MaxRok™	1200	04,09,48,60,57,12	41MU60J+##**YY	42MU60J+##**YY	41MU60J+##**TTL	G,K
		Polyon AL™	1200	04,09,48,60,57,12	41PA60J+##**YY	42PA60J+##**YY	41PA60J+##**TTL	N,R
		Polyon-C	1200	04,09,48,60,57,12	41PR60JL##**YY	42PR60JL##**YY	41PR60JL##**TTL	
		DW-Black	700		41DW60JLT3**YY	42DW60JLT3**YY	41DW60JLT3**TTL	
		DW-Red	960		41DW60JRT3**YY	42DW60JRT3**YY	41DW60JRT3**TTL	
		DW-Blue	1400		41DW60JBT3**YY	42DW60JBT3**YY	41DW60JBT3**TTL	
		DW-Gray	1400		41DW60JGT3**YY	42DW60JGT3**YY	41DW60JGT3**TTL	
		Crown DW-Red	960		41DW60XRT3**YY	42DW60XRT3**YY	41DW60XRT3**TTL	
		Crown DW-Blue	1400		41DW60XBT3**YY	42DW60XBT3**YY	41DW60XBT3**TTL	
		Poly-Pro™	720	04,09,48,60,63,57,12	41PP60J+##**YY	42PP60J+##**YY	41PP60J+##**TTL	D,I,K,M,U,W
			900		41PP60JP49**YY	42PP60JP49**YY	41PP60JP49**TTL	
		Polymadic™	900	04,09,48,60,63,57,12	41PP60JH63**YY	42PP60JH63**YY	41PP60JH63**TTL	
					41PM60J+##**YY	42PM60J+##**YY	41PM60J+##**TTL	I,M
		Polyon™	1200	04,09,48,60,57,12	41PU60JV63**YY	42PU60JV63**YY	41PU60JV63**TTL	
					41PU60J+##**YY	42PU60J+##**YY	41PU60J+##**TTL	G,V
		EnergySaver Polyon™	1400	04,09,63,57,12	41SW60JU##**YY	42SW60JU##**YY	41SW60JU##**TTL	
		PolyFlexon™ Cast	900	04,09,63,57,12	41RP60JK##**YY	42RP60JK##**YY	41RP60JK##**TTL	
		PolyFlexon™	900		41UA60J+64**YY	42UA60J+64**YY	41UA60J+64**TTL	N,O
		D-Polyon	1000		41UD60JL64**YY	42UD60JL64**YY	41UD60JL64**TTL	
		Ultraflex™	1000		41UX60J+64**YY	42UX60J+64**YY	41UX60J+64**TTL	M,O
		Champion	1200		41CP60JN64**YY	42CP60JN64**YY	41CP60JN64**TTL	
		DuraLastomer™	1000	09,48,60,57,12	41SU60JL##**YY	42SU60JL##**YY	41SU60JL##**TTL	
		Super Elastomer	1400		41SX60JI64**YY	42SX60JI64**YY	41SX60JI64**TTL	
		ErgoLastomer™	1700	04,09,48,60,64,57,12	41HU60JI##**YY	42HU60JI##**YY	41HU60JI##**TTL	
		Titan™ Ploymer	2000		41PX60JO63**YY	42PX60JO63**YY	41PX60JO63**TTL	
Conquer™	1800		41CQ60JM64**YY	42CQ60JM64**YY	41CQ60JM64**TTL			
	1800		41CQ60JL64**YY	42CQ60JL64**YY	41CQ60JL64**TTL			
Semi-Steel	1200	04,09,48,60,57,12	41SS60JS##**YY	42SS60JS##**YY	41SS60JS##**TTL			
		04,09,60,63,57,12	41HS60JS##**YY	42HS60JS##**YY	41HS60JS##**TTL	S=Flat Tread;		
Heavy Duty Iron	1400	04,09,60,48,57,12	41HS60JX##**YY	42HS60JX##**YY	41HS60JX##**TTL	X=Crown Tread		
Ductile	2000	04,09,60,73,63,B1,B5	41DS60JR##**YY	42DS60JR##**YY	41DS60JR##**TTL			
EnergySaver Ductile™	2000	04,09,48, 60,73,B1,B5	41CD60JR##**YY	42CD60JR##**YY	41CD60JR##**TTL			
Forged Steel	2000	04,09,73,63,B1,B5	41FS60JS##**YY	42FS60JS##**YY	41FS60JS##**TTL	S=Flat Tread;		
			41FS60JX4P**YY	42FS60JX4P**YY	41FS60JX4P**TTL	X=Crown Tread		
Ironman™ V-Groove	2000		41NV60JT4P**YY	42NV60JT4P**YY	41NV60JT4P**TTL			
Iron V-Groove	1000	04,09,48,60,57,12	41VG60JT##**YY	42VG60JT##**YY	41VG60JT##**TTL			
Ductile V-Groove	1500	04,09,57,12,63,B1,B5	41DV60JT##**YY	42DV60JT##**YY	41DV60JT##**TTL			
Conductive Nylon	700		41CY60JI62**YY	42CY60JI62**YY	41CY60JI62**TTL			
Conductive Ultriflex™	600		41CX60JL64**YY	42CX60JL64**YY	41CX60JL64**TTL			

*The Ever-Roll is not designed to sit.



Wheel Dia	Tread Width	Wheel Type	Load Cap.	Available Bearing Options	Replace + with desired wheel color			+Color
					Replace ## with desired wheel bearing			
					SWIVEL	RIGID	TOTAL	
6"	2"	Yoke Only			41ZZ66JZ8317YY	42ZZ66JZ8317YY		
		Neo-Energizer™	600	04, 09, 64, 57, 12	41EN66JB##17YY	42EN66JB##17YY		
		Pneumatic	200		41FP66JB6017YY	42FP66JB6017YY		
		Foam Filled	200		41FF66JB6017YY	42FF66JB6017YY		
		Ever-Roll™	200		41ER66J+6017YY	42ER66J+6017YY		B,I
		Nomadic™	600	04,09,48,60,57,12	41NM66J+##17YY	42NM66J+##17YY		A,I
		Rubber on Nylon	550	04,09,48,60,57,12	41NR66JB##17YY	42NR66JB##17YY		
		Dura Cushion™	350	04,09,63,57,12	41BC66J+##17YY	42BC66J+##17YY		X,Z
		Eco-Rubber	350		41SN66JB5317YY	42SN66JB5317YY		
		Rubber on Aluminum	550	04,09,48,60,57,12	41RA66JB##17YY	42RA66JB##17YY		
		Mold-On Rubber	550	04,09,48,60,57,12	41RS66JB##17YY	42RS66JB##17YY		
		Supreme Rubber	700	04,09,48,60,57,12	41RH66JS##17YY	42RH66JS##17YY		
		Blue Ergo™	550		41BL66JL6317YY	42BL66JL6317YY		
		Thermo-Pro™	500	04,09,60,63,48,57,12	41TP66J+##17YY	42TP66J+##17YY		A,I,T,X,Y,Z
		Polyolefin	700	04,09,60,53,P3,48,57,12	41PO66J+##17YY	42PO66J+##17YY		B,E
		Nylon	1000	04,09,63,57,12	41NY66JE##17YY	42NY66JE##17YY		
		Ironman	2000	65, 73	41NX66JB##17YY	42NX66JB##17YY		
		RokHard™	1000	04,09,48,60,57,12	41HI66JB##17YY	42HI66JB##17YY		
		BrimStone™	1100	04,09,60,90	41GN66JQ##17YY	42GN66JQ##17YY		
		Epoxy	1100	04,09,90	41OV66JQ##17YY	42OV66JQ##17YY		
		MaxRok™	1200	04,09,63,57,12	41MA66JB##17YY	42MA66JB##17YY		
		Phenolic	1200	04,09,48,60,57,12	41PH66JB##17YY	42PH66JB##17YY		
		Straight-sided Phenolic	1500		41PH66TB##17YY	42PH66TB##17YY		
		High-Temp Phenolic	900	04,09,90	41HT66JQ##17YY	42HT66JQ##17YY		
		Poly MaxRok™	1200	04,09,48,60,57,12	41MU66J+##17YY	42MU66J+##17YY		G,K
		Polyon AL™	1200	04,09,48,60,57,12	41PA66J+##17YY	42PA66J+##17YY		N,R
		Polyon-C	1200	04,09,48,60,57,12	41PR66JL##17YY	42PR66JL##17YY		
		DW-Black	700		41DW66JLT317YY	42DW66JLT317YY		
		DW-Red	960		41DW66JRT317YY	42DW66JRT317YY		
		DW-Blue	1400		41DW66JBT317YY	42DW66JBT317YY		
		DW-Gray	1400		41DW66JGT317YY	42DW66JGT317YY		
		Crown DW-Red	960		41DW66XRT3**YY	42DW66XRT3**YY		
		Crown DW-Blue	1400		41DW66XBT3**YY	42DW66XBT3**YY		
		Poly-Pro™	720	04,09,48,60,63,57,12	41PP66J+##17YY	42PP66J+##17YY		D,I,K,M,U,W
			900		41PP66JP4917YY	42PP66JP4917YY		
					41PP66JH6317YY	42PP66JH6317YY		
		Polymadic™	900	04,09,48,60,63,57,12	41PM66J+##17YY	42PM66J+##17YY		I,M
		Polyon™	1200		41PU66JV6317YY	42PU66JV6317YY		
				04,09,48,60,57,12	41PU66J+##17YY	42PU66J+##17YY		G,V
		EnergySaver Polyon™	1400	04,09,63,57,12	41SW66JU##17YY	42SW66JU##17YY		
		PolyFlexon™ Cast	900	04,09,63,57,12	41RP66JK##17YY	42RP66JK##17YY		
		PolyFlexon™	900		41UA66J+6417YY	42UA66J+6417YY		N,O
		D-Polyon	1000		41UD66JL6417YY	42UD66JL6417YY		
		Ultraflex™	1000		41UX66J+6417YY	42UX66J+6417YY		M,O
		Champion	1200		41CP66JN6417YY	42CP66JN6417YY		
		DuraLastomer™	1000	09,48,60,57,12	41SU66JL##17YY	42SU66JL##17YY		
		Super Elastomer	1400		41SX66JI6417YY	42SX66JI6417YY		
		ErgoLastomer™	1700	04,09,48,60,64,57,12	41HU66JI##17YY	42HU66JI##17YY		
		Titan™ Ploymer	2000		41PX66JO6317YY	42PX66JO6317YY		
		Conquer™	1800		41CQ66JM6417YY	42CQ66JM6417YY		
1800			41CQ66JL6417YY	42CQ66JL6417YY				
Semi-Steel	1200	04,09,48,60,57,12	41SS66JS##17YY	42SS66JS##17YY				
Heavy Duty Iron	1400	04,09,60,63,57,12	41HS66JS##17YY	42HS66JS##17YY		S=Flat Tread; X=Crown Tread		
		09,48,60,57,12	41HS66JX##17YY	42HS66JX##17YY				
Ductile	2000	04,09,60,73,63,B1,B5	41DS66JR##17YY	42DS66JR##17YY				
EnergySaver Ductile™	2000	04,09,48, 60,73,B1,B5	41CD66JR##17YY	42CD66JR##17YY				
Forged Steel	2000	04,09,73,63,B1,B5	41FS66JS##17YY	42FS66JS##17YY		S=Flat Tread; X=Crown Tread		
			41FS66JX4P17YY	42FS66JX4P17YY				
Ironman™ V-Groove	2000		41NV66JT4P17YY	42NV66JT4P17YY				
Iron V-Groove	1000	04,09,48,60,57,12	41VG66JT##17YY	42VG66JT##17YY				
Ductile V-Groove	1500	04,09,57,12,63,B1,B5	41DV66JT##17YY	42DV66JT##17YY				
Conductive Nylon	700		41CY66JI6217YY	42CY66JI6217YY				
Conductive Ultrflex™	600		41CX66JL6417YY	42CX66JL6417YY				

*The Ever-Roll is not designed to sit.



Wheel Dia	Tread Width	Wheel Type	Load Cap.	Available Bearing Options	Replace + with desired wheel color			+Color
					Replace ## with desired wheel bearing			
					SWIVEL	RIGID	TOTAL	
6"	2"	Yoke Only			41ZZ67JZ8317YY	42ZZ67JZ8317YY		
		Neo-Energizer™	600	04, 09, 64, 57, 12	41EN67JB##17YY	42EN67JB##17YY		
		Pneumatic	200		41FP67JB6017YY	42FP67JB6017YY		
		Foam Filled	200		41FF67JB6017YY	42FF67JB6017YY		
		Ever-Roll™	200		41ER67J+6017YY	42ER67J+6017YY		B,I
		Nomadic™	600	04,09,48,60,57,12	41NM67J+##17YY	42NM67J+##17YY		A,I
		Rubber on Nylon	550	04,09,48,60,57,12	41NR67JB##17YY	42NR67JB##17YY		
		Dura Cushion™	350	04,09,63,57,12	41BC67J+##17YY	42BC67J+##17YY		X,Z
		Eco-Rubber	350		41SN67JB5317YY	42SN67JB5317YY		
		Rubber on Aluminum	550	04,09,48,60,57,12	41RA67JB##17YY	42RA67JB##17YY		
		Mold-On Rubber	550	04,09,48,60,57,12	41RS67JB##17YY	42RS67JB##17YY		
		Supreme Rubber	700	04,09,48,60,57,12	41RH67JS##17YY	42RH67JS##17YY		
		Blue Ergo™	550		41BL67JL6317YY	42BL67JL6317YY		
		Thermo-Pro™	500	04,09,60,63,48,57,12	41TP67J+##17YY	42TP67J+##17YY		A,I,T,X,Y,Z
		Polyolefin	700	04,09,60,53,P3,48,57,12	41PO67J+##17YY	42PO67J+##17YY		B,E
		Nylon	1000	04,09,63,57,12	41NY67JE##17YY	42NY67JE##17YY		
		Ironman	2000	65, 73	41NX67JB##17YY	42NX67JB##17YY		
		RokHard™	1000	04,09,48,60,57,12	41HI67JB##17YY	42HI67JB##17YY		
		BrimStone™	1100	04,09,60,90	41GN67J+##17YY	42GN67J+##17YY		B,Q
		Epoxy	1100	04,09,90	41OV67JQ##17YY	42OV67JQ##17YY		
		MaxRok™	1200	04,09,63,57,12	41MA67JB##17YY	42MA67JB##17YY		
		Phenolic	1200	04,09,48,60,57,12	41PH67JB##17YY	42PH67JB##17YY		
		Straight-sided Phenolic	1500		41PH67TB##17YY	42PH67TB##17YY		
		High-Temp Phenolic	900	04,09,90	41HT67JQ##17YY	42HT67JQ##17YY		
		Poly MaxRok™	1200	04,09,48,60,57,12	41MU67J+##17YY	42MU67J+##17YY		G,K
		Polyon AL™	1200	04,09,48,60,57,12	41PA67J+##17YY	42PA67J+##17YY		N,R
		Polyon-C	1200	04,09,48,60,57,12	41PR67JL##17YY	42PR67JL##17YY		
		DW-Black	700		41DW67JLT317YY	42DW67JLT317YY		
		DW-Red	960		41DW67JRT317YY	42DW67JRT317YY		
		DW-Blue	1400		41DW67JBT317YY	42DW67JBT317YY		
		DW-Gray	1400		41DW67JGT317YY	42DW67JGT317YY		
		Crown DW-Red	960		41DW67XRT3**YY	42DW67XRT3**YY		
		Crown DW-Blue	1400		41DW67XBT3**YY	42DW67XBT3**YY		
		Poly-Pro™	720	04,09,48,60,63,57,12	41PP67J+##17YY	42PP67J+##17YY		D,I,K,M,W,U
			900		41PP67JP4917YY	42PP67JP4917YY		
		Polymadic™	900	04,09,48,60,63,57,12	41PP67JH6317YY	42PP67JH6317YY		
					41PM67J+##17YY	42PM67J+##17YY		I,M
		Polyon™	1200	04,09,48,60,57,12	41PU67JV6317YY	42PU67JV6317YY		
					41PU67J+##17YY	42PU67J+##17YY		G,V
		EnergySaver Polyon™	1400	04,09,63,57,12	41SW67JU##17YY	42SW67JU##17YY		
		PolyFlexon™ Cast	900	04,09,63,57,12	41RP67JK##17YY	42RP67JK##17YY		
		PolyFlexon™	900		41UA67J+6417YY	42UA67J+6417YY		N,O
		D-Polyon	1000		41UD67JL6417YY	42UD67JL6417YY		
		Ultraflex™	1000		41UX67J+6417YY	42UX67J+6417YY		M,O
		Champion	1200		41CP67JN6417YY	42CP67JN6417YY		
		DuraLastomer™	1000	09,48,60,57,12	41SU67JL##17YY	42SU67JL##17YY		
		Super Elastomer	1400		41SX67JI6417YY	42SX67JI6417YY		
		ErgoLastomer™	1700	04,09,48,60,64,57,12	41HU67JI##17YY	42HU67JI##17YY		
		Titan™ Ploymer	2000		41PX67JO6317YY	42PX67JO6317YY		
		Conquer™	1800		41CQ67JM6417YY	42CQ67JM6417YY		
1800			41CQ67JL6417YY	42CQ67JL6417YY				
Semi-Steel	1200	04,09,48,60,57,12	41SS67JS##17YY	42SS67JS##17YY				
Heavy Duty Iron	1400	04,09,60,63,57,12	41HS67JS##17YY	42HS67JS##17YY				
		09,48,60,57,12	41HS67JX##17YY	42HS67JX##17YY		S=Flat Tread X=Crown Tread		
Ductile	2000	04,09,60,73,63,B1,B5	41DS67JR##17YY	42DS67JR##17YY				
EnergySaver Ductile™	2000	04,09,48, 60,73,B1,B5	41CD67JR##17YY	42CD67JR##17YY				
Forged Steel	2000	04,09,73,63,B1,B5	41FS67JS##17YY	42FS67JS##17YY				
			41FS67JX4P17YY	42FS67JX4P17YY		S=Flat Tread X=Crown Tread		
Ironman™ V-Groove	2000		41NV67JT4P17YY	42NV67JT4P17YY				
Iron V-Groove	1000	04,09,48,60,57,12	41VG67JT##17YY	42VG67JT##17YY				
Ductile V-Groove	1500	04,09,57,12,63,B1,B5	41DV67JT##17YY	42DV67JT##17YY				
Conductive Nylon	700		41CY67JI6217YY	42CY67JI6217YY				
Conductive Ultraflex™	600		41CX67JL6417YY	42CX67JL6417YY				

*The Ever-Roll is not designed to sit.



Wheel Dia	Tread Width	Wheel Type	Load Cap.	Available Bearing Options	Replace + with desired wheel color			+Color
					Replace ## with desired wheel bearing			
					SWIVEL	RIGID	TOTAL	
8"	2"	Yoke Only			41ZZ80JZ83**YY	42ZZ80JZ83**YY	41ZZ80JZ83**TTL	
		Neo-Energizer™	600	04,09,64,57,12	41EN80JB##**YY	42EN80JB##**YY	41EN80JB##**TTL	
		Nomadic™	700	04,09,48,60,57,12	41NM80J+##**YY	42NM80J+##**YY	41NM80J+##**TTL	A,I
		Rubber on Nylon	600	04,09,48,60,57,12	41NR80JB##**YY	42NR80JB##**YY	41NR80JB##**TTL	
		Dura Cushion™	450	04,09,63,57,12	41BC80J+##**YY	42BC80J+##**YY	41BC80J+##**TTL	X,Z
		Eco-Rubber	450	53,P3	41SN80UC##**YY	42SN80UC##**YY	41SN80UC##**TTL	
		Rubber on Aluminum	600	04,09,48,60,57,12	41RA80JB##**YY	42RA80JB##**YY	41RA80JB##**TTL	
		Mold-On Rubber	600	04,09,48,60,57,12	41RS80JB##**YY	42RS80JB##**YY	41RS80JB##**TTL	
		Supreme Rubber	810	04,09,63,57,12	41RH80JS##**YY	42RH80JS##**YY	41RH80JS##**TTL	
		Blue Ergo™	600		41BL80JL63**YY	42BL80JL63**YY	41BL80JL63**TTL	
		Thermo-Pro™	600	04,09,60,63,48,57,12	41TP80J+##**YY	42TP80J+##**YY	41TP80J+##**TTL	A,I,T,X,Y,Z
		Xtreme Wheel	400	05	41LS80JA62**YY	42LS80JA62**YY	41LS80JA62**TTL	
		Polyolefin	900	04,09,60,53,P3,48,57,90,12	41PO80J+##**YY	42PO80J+##**YY	41PO80J+##**TTL	B,E
		Nylon	1100	04,09,63,57,12	41NY80JE##**YY	42NY80JE##**YY	41NY80JE##**TTL	
		Ironman	2000	65,73	41NX80JB##**YY	42NX80JB##**YY	41NX80JB##**TTL	
		RokHard™	1100	04,09,48,60,57,12	41HI80JB##**YY	42HI80JB##**YY	41HI80JB##**TTL	
		BrimStone™	1200	04,09,60,90	41GN80J+##**YY	42GN80J+##**YY	41GN80J+##**TTL	B,Q
		Epoxy	1200	04,09	41OV80JQ##**YY	42OV80JQ##**YY	41OV80JQ##**TTL	
		MaxRok™	1400	04,09,49,57,12	41MA80JB##**YY	42MA80JB##**YY	41MA80JB##**TTL	
		Phenolic	1400	04,09,48,60,57,12	41PH80JB##**YY	42PH80JB##**YY	41PH80JB##**TTL	
		High-Temp Pnenolic	1100	04,09,90	41HT80JQ##**YY	42HT80JQ##**YY	41HT80JQ##**TTL	
		Poly MaxRok™	1400	04,09,48,60,57,12	41MU80J+##**YY	42MU80J+##**YY	41MU80J+##**TTL	G,K
		Polygon AL™	1500	04,09,48,60,57,12	41PA80J+##**YY	42PA80J+##**YY	41PA80J+##**TTL	N,R
		DW-Black	750		41DW80JLT3**YY	42DW80JLT3**YY	41DW80JLT3**TTL	
		DW-Red	1100		41DW80JRT3**YY	42DW80JRT3**YY	41DW80JRT3**TTL	
		DW-Blue	1600		41DW80JBT3**YY	42DW80JBT3**YY	41DW80JBT3**TTL	
		DW-Gray	1700		41DW80JGT3**YY	42DW80JGT3**YY	41DW80JGT3**TTL	
		Crown DW-Red	1100		41DW80XRT3**YY	42DW80XRT3**YY	41DW80XRT3**TTL	
		Crown DW-Blue	1600		41DW80XBT3**YY	42DW80XBT3**YY	41DW80XBT3**TTL	
		Poly-Pro™	810	04,09,48,60,63,57,12	41PP80J+##**YY	42PP80J+##**YY	41PP80J+##**TTL	C,D,I,K,M,U,W
			1000		41PP80JP49**YY	42PP80JP49**YY	41PP80JP49**TTL	
			1000		41PP80JH63**YY	42PP80JH63**YY	41PP80JH63**TTL	
		Polymadic™	1000	04,09,48,60,63,57,12	41PM80J+##**YY	42PM80J+##**YY	41PM80J+##**TTL	I,M
		Polygon™	1400		41PU80JV63**YY	42PU80JV63**YY	41PU80JV63**TTL	
				04,09,48,60,57,12	41PU80J+##**YY	42PU80J+##**YY	41PU80J+##**TTL	G,V
		EnergySaver Polygon™	1500	04,09,48,60,57,12	41SW80JU##**YY	42SW80JU##**YY	41SW80JU##**TTL	
		PolyFlexon™ Cast	1000		41RP80JK63**YY	42RP80JK63**YY	41RP80JK63**TTL	
		PolyFlexon™	1200		41UA80J+64**YY	42UA80J+64**YY	41UA80J+64**TTL	N,O
		D-Polygon	1200		41UD80JL64**YY	42UD80JL64**YY	41UD80JL64**TTL	
		Ultraflex™	1200		41UX80J+64**YY	42UX80J+64**YY	41UX80J+64**TTL	M,O
		Champion	1500		41CP80JN64**YY	42CP80JN64**YY	41CP80JN64**TTL	
		DuraLastomer™	1000	09,48,60,57,12	41SU80JL##**YY	42SU80JL##**YY	41SU80JL##**TTL	
		Super Elastomer	1500		41SX80JI64**YY	42SX80JI64**YY	41SX80JI64**TTL	
		ErgoLastomer™	2000	04,09,64,57,12	41HU80JI##**YY	42HU80JI##**YY	41HU80JI##**TTL	
		Titan™ Ploymer	2000		41PX80JO63**YY	42PX80JO63**YY	41PX80JO63**TTL	
		Conquer™	2000		41CQ80JM64**YY	42CQ80JM6417YY	41CQ80JM6417TTL	
			2000		41CQ80JL64**YY	42CQ80JL6417YY	41CQ80JL6417TTL	
		Semi-Steel	1400	04,09,48,60,57,12	41SS80JS##**YY	42SS80JS##**YY	41SS80JS##**TTL	
		Heavy Duty Iron	1600	04,09,48,60,57,12	41HS80JS##**YY	42HS80JS##**YY	41HS80JS##**TTL	S=Flat Tread X=Crown Tread
					41HS80JX##**YY	42HS80JX##**YY	41HS80JX##**TTL	
Ductile	2000	04,09,48,60,B1,B5	41DS80JR##**YY	42DS80JR##**YY	41DS80JR##**TTL			
EnergySaver Ductile™	2000	04,09,48,60,B1,B5	41CD80JR##**YY	42CD80JR##**YY	41CD80JR##**TTL			
Forged Steel	2000	04,09,63,B5,B1	41FS80JS##**YY	42FS80JS##**YY	41FS80JS##**TTL	S=Flat Tread X=Crown Tread		
			41FS80JX4P**YY	42FS80JX4P**YY	41FS80JX4P**TTL			
Ironman™ V-Groove	2000		41NV80JT4P**YY	42NV80JT4P**YY	41NV80JT4P**TTL			
Iron V-Groove	1200	04,09,48,60,57,12	41VG80JT##**YY	42VG80JT##**YY	41VG80JT##**TTL			
Conductive Nylon	770		41CY80JI62**YY	42CY80JI62**YY	41CY80JI62**TTL			
Conductive Ultraflex™	700		41CX80JL64**YY	42CX80JL64**YY	41CX80JL64**TTL			



Wheel Dia	Tread Width	Wheel Type	Load Cap.	Available Bearing Options	Replace + with desired wheel color			+Color
					Replace ## with desired wheel bearing			
					SWIVEL	RIGID	TOTAL	
8"	2"	Yoke Only			41ZZ81JZ8317YY	42ZZ81JZ8317YY		
		Neo-Energizer™	600	04,09,64,57,12	41EN81JB##17YY	42EN81JB##17YY		
		Nomadic™	700	04,09,48,60,57,12	41NM81J+##17YY	42NM81J+##17YY	A,I	
		Rubber on Nylon	600	04,09,48,60,57,12	41NR81JB##17YY	42NR81JB##17YY		
		Dura Cushion™	450	04,09,63,57,12	41BC81J+##17YY	42BC81J+##17YY	X,Z	
		Eco-Rubber	450	53,P3	41SN81UC##17YY	42SN81UC##17YY		
		Rubber on Aluminum	600	04,09,48,60,57,12	41RA81JB##17YY	42RA81JB##17YY		
		Mold-On Rubber	600	04,09,48,60,57,12	41RS81JB##17YY	42RS81JB##17YY		
		Supreme Rubber	810	04,09,63,57,12	41RH81JS##17YY	42RH81JS##17YY		
		Blue Ergo™	600		41BL81JL6317YY	42BL81JL6317YY		
		Thermo-Pro™	600	04,09,60,63,48,57,12	41TP81J+##17YY	42TP81J+##17YY	A,I,T,X,Y,Z	
		Polyolefin	900	04,09,60,53,P3,48,57,90,12	41PO81J+##17YY	42PO81J+##17YY	B,E	
		Nylon	1100	04,09,63,57,12	41NY81JE##17YY	42NY81JE##17YY		
		Ironman	2000	65,73	41NX81JB##17YY	42NX81JB##17YY		
		RokHard™	1100	04,09,48,60,57,12	41HI81JB##17YY	42HI81JB##17YY		
		BrimStone™	1200	04,09,60,90	41GN81J+##17YY	42GN81J+##17YY	B,Q	
		Epoxy	1200	04,09	41OV81JQ##17YY	42OV81JQ##17YY		
		MaxRok™	1400	04,09,49,57,12	41MA81JB##17YY	42MA81JB##17YY		
		Phenolic	1400	04,09,48,60,57,12	41PH81JB##17YY	42PH81JB##17YY		
		High-Temp Phenolic	1100	04,09,90	41HT81JQ##17YY	42HT81JQ##17YY		
		Poly MaxRok™	1400	04,09,48,60,57,12	41MU81J+##17YY	42MU81J+##17YY	G,K	
		Polygon AL™	1500	04,09,48,60,57,12	41PA81J+##17YY	42PA81J+##17YY	N,R	
		DW-Black	750		41DW81JLT317YY	42DW81JLT317YY		
		DW-Red	1100		41DW81JRT317YY	42DW81JRT317YY		
		DW-Blue	1600		41DW81JBT317YY	42DW81JBT317YY		
		DW-Gray	1700		41DW81JGT317YY	42DW81JGT317YY		
		Crown DW-Red	1100		41DW81XRT3**YY	42DW81XRT3**YY		
		Crown DW-Blue	1600		41DW81XBT3**YY	42DW81XBT3**YY		
		Poly-Pro™	810	04,09,48,60,63,57,12	41PP81J+##17YY	42PP81J+##17YY	C,D,I,K,M,U,W	
			1000		41PP81JP4917YY	42PP81JP4917YY		
			1000		41PP81JH6317YY	42PP81JH6317YY		
		Polymadic™	1000	04,09,48,60,63,57,12	41PM81J+##17YY	42PM81J+##17YY	I,M	
		Polygon™	1400		41PU81JV6317YY	42PU81JV6317YY		
				04,09,48,60,57,12	41PU81J+##17YY	42PU81J+##17YY	G,V	
		EnergySaver Polygon™	1500	04,09,48,60,57,12	41SW81JU##17YY	42SW81JU##17YY		
		PolyFlexon™ Cast	1000		41RP81JK6317YY	42RP81JK6317YY		
		PolyFlexon™	1200		41UA81J+6417YY	42UA81J+6417YY	N,O	
		D-Polygon	1200		41UD81JL6417YY	42UD81JL6417YY		
		Ultraflex™	1200		41UX81J+6417YY	42UX81J+6417YY	M,O	
		Champion	1500		41CP81JN6417YY	42CP81JN6417YY		
		DuraLastomer™	1000	09,48,60,57,12	41SU81JL##17YY	42SU81JL##17YY		
		Super Elastomer	1500		41SX81JI6417YY	42SX81JI6417YY		
		ErgoLastomer™	2000	04,09,64,57,12	41HU81JI##17YY	42HU81JI##17YY		
		Titan™ Ploymer	2000		41PX81JO6317YY	42PX81JO6317YY		
		Conquer™	2000		41CQ81JM6417YY	42CQ81JM6417YY		
			2000		41CQ81JL6417YY	42CQ81JL6417YY		
		Semi-Steel	1400	04,09,48,60,57,12	41SS81JS##17YY	42SS81JS##17YY		
		Heavy Duty Iron		04,09,48,60,57,12	41HS81JS##17YY	42HS81JS##17YY	S=Flat Tread X=Crown Tread	
					41HS81JX##17YY	42HS81JX##17YY		
		Ductile	2000	04,09,48,60,B1,B5	41DS81JR##17YY	42DS81JR##17YY		
EnergySaver Ductile™	2000	04,09,48,60,B1,B5	41CD81JR##17YY	42CD81JR##17YY				
Forged Steel	2000	04,09,63,B5,B1	41FS81JS##17YY	42FS81JS##17YY	S=Flat Tread X=Crown Tread			
			41FS81JX4P17YY	42FS81JX4P17YY				
Ironman™ V-Groove	2000		41NV81JT4P17YY	42NV81JT4P17YY				
Iron V-Groove	1200	04,09,48,60,57,12	41VG81JT##17YY	42VG81JT##17YY				
Conductive Nylon	770		41CY81JI6217YY	42CY81JI6217YY				
Conductive Ultraflex™	700		41CX81JL6417YY	42CX81JL6417YY				



Wheel Dia	Tread Width	Wheel Type	Load Cap.	Available Bearing Options	Replace + with desired wheel color			+Color
					Replace ## with desired wheel bearing			
					SWIVEL	RIGID	TOTAL	
8"	2"	Yoke Only			41ZZ85JZ83**YY	42ZZ85JZ83**YY		
		Neo-Energizer™	600	04,09,64,57,12	41EN85JB##**YY	42EN85JB##**YY		A,I
		Nomadic™	700	04,09,48,60,57,12	41NM85J+##**YY	42NM85J+##**YY		
		Rubber on Nylon	600	04,09,48,60,57,12	41NR85JB##**YY	42NR85JB##**YY		X,Z
		Dura Cushion™	450	04,09,63,57,12	41BC85J+##**YY	42BC85J+##**YY		
		Eco-Rubber	450	53,P3	41SN85UC##**YY	42SN85UC##**YY		
		Rubber on Aluminum	600	04,09,48,60,57,12	41RA85JB##**YY	42RA85JB##**YY		
		Mold-On Rubber	600	04,09,48,60,57,12	41RS85JB##**YY	42RS85JB##**YY		
		Supreme Rubber	810	04,09,63,57,12	41RH85JS##**YY	42RH85JS##**YY		
		Blue Ergo™	600		41BL85JL63**YY	42BL85JL63**YY		
		Thermo-Pro™	600	04,09,60,63,48,57,12	41TP85J+##**YY	42TP85J+##**YY		A,I,T,X,Y,Z
		Polyolefin	900	04,09,60,53,P3,48,57,90,12	41PO85J+##**YY	42PO85J+##**YY		B,E
		Nylon	1100	04,09,63,57,12	41NY85JE##**YY	42NY85JE##**YY		
		Ironman	2000	65,73	41NX85JB##**YY	42NX85JB##**YY		
		RokHard™	1100	04,09,48,60,57,12	41HI85JB##**YY	42HI85JB##**YY		
		BrimStone™	1200	04,09,60,90	41GN85J+##**YY	42GN85J+##**YY		B,Q
		Epoxy	1200	04,09	41OV85JQ##**YY	42OV85JQ##**YY		
		MaxRok™	1400	04,09,49,57,12	41MA85JB##**YY	42MA85JB##**YY		
		Phenolic	1400	04,09,48,60,57,12	41PH85JB##**YY	42PH85JB##**YY		
		High-Temp Pnenolic	1100	04,09,90	41HT85JQ##**YY	42HT85JQ##**YY		
		Poly MaxRok™	1400	04,09,48,60,57,12	41MU85J+##**YY	42MU85J+##**YY		G,K
		Polygon AL™	1500	04,09,48,60,57,12	41PA85J+##**YY	42PA85J+##**YY		N,R
		DW-Black	750		41DW85JLT3**YY	42DW85JLT3**YY		
		DW-Red	1100		41DW85JRT3**YY	42DW85JRT3**YY		
		DW-Blue	1600		41DW85JBT3**YY	42DW85JBT3**YY		
		DW-Gray	1700		41DW85JGT3**YY	42DW85JGT3**YY		
		Crown DW-Red	1100		41DW85XRT3**YY	42DW85XRT3**YY		
		Crown DW-Blue	1600		41DW85XBT3**YY	42DW85XBT3**YY		
		Poly-Pro™	810	04,09,48,60,63,57,12	41PP85J+##**YY	42PP85J+##**YY		C,D,I,K,M,U,W
			1000		41PP85JP49**YY	42PP85JP49**YY		
			1000		41PP85JH63**YY	42PP85JH63**YY		
		Polymadic™	1000	04,09,48,60,63,57,12	41PM85J+##**YY	42PM85J+##**YY		I,M
		Polygon™	1400		41PU85JV63**YY	42PU85JV63**YY		
				04,09,48,60,57,12	41PU85J+##**YY	42PU85J+##**YY		G,V
		EnergySaver Polygon™	1500	04,09,48,60,57,12	41SW85JU##**YY	42SW85JU##**YY		
		PolyFlexon™ Cast	1000		41RP85JK63**YY	42RP85JK63**YY		
		PolyFlexon™	1200		41UA85J+64**YY	42UA85J+64**YY		N,O
		D-Polygon	1200		41UD85JL64**YY	42UD85JL64**YY		
		Ultraflex™	1200		41UX85JO+64**YY	42UX85JO+64**YY		M,O
		Champion	1500		41CP85JN64**YY	42CP85JN64**YY		
		DuraLastomer™	1000	09,48,60,57,12	41SU85JL##**YY	42SU85JL##**YY		
		Super Elastomer	1500		41SX85JI64**YY	42SX85JI64**YY		
		ErgoLastomer™	2000	04,09,64,57,12	41HU85JI##**YY	42HU85JI##**YY		
		Titan™ Ploymer	2000		41PX85JO63**YY	42PX85JO63**YY		
		Conquer™	2000		41CQ85JM64**YY	42CQ85JM6417YY		
			2000		41CQ85JL64**YY	42CQ85JL6417YY		
		Semi-Steel	1400	04,09,48,60,57,12	41SS85JS##**YY	42SS85JS##**YY		
		Heavy Duty Iron	1600	04,09,48,60,57,12	41HS85JS##**YY	42HS85JS##**YY		S=Flat Tread X=Crown Tread
					41HS85JX##**YY	42HS85JX##**YY		
		Ductile	2000	04,09,48,60,B1,B5	41DS85JR##**YY	42DS85JR##**YY		
		EnergySaver Ductile™	2000	04,09,48,60,B1,B5	41CD85JR##**YY	42CD85JR##**YY		
		Forged Steel	2000	04,09,63,B5,B1	41FS85JS##**YY	42FS85JS##**YY		S=Flat Tread X=Crown Tread
					41FS85JX4P**YY	42FS85JX4P**YY		
		Ironman™ V-Groove	2000		41NV85JT4P**YY	42NV85JT4P**YY		
Iron V-Groove	1200	04,09,48,60,57,12	41VG85JT##**YY	42VG85JT##**YY				
Conductive Nylon	770		41CY85JI62**YY	42CY85JI62**YY				
Conductive Ultraflex™	700		41CX85JL64**YY	42CX85JL64**YY				



Wheel Dia	Tread Width	Wheel Type	Load Cap.	Available Bearing Options	Replace + with desired wheel color			+Color
					Replace ## with desired wheel bearing			
					SWIVEL	RIGID	TOTAL	
8"	2"	Yoke Only			41ZZ89JZ8317YY	42ZZ89JZ8317YY		
		Neo-Energizer™	600	04,09,64,57,12	41EN89JB##17YY	42EN89JB##17YY		
		Nomadic™	700	04,09,48,60,57,12	41NM89J+##17YY	42NM89J+##17YY	A,I	
		Rubber on Nylon	600	04,09,48,60,57,12	41NR89JB##17YY	42NR89JB##17YY		
		Dura Cushion™	450	04,09,63,57,12	41BC89J+##17YY	42BC89J+##17YY	X,Z	
		Eco-Rubber	450	53,P3	41SN89UC##17YY	42SN89UC##17YY		
		Rubber on Aluminum	600	04,09,48,60,57,12	41RA89JB##17YY	42RA89JB##17YY		
		Mold-On Rubber	600	04,09,48,60,57,12	41RS89JB##17YY	42RS89JB##17YY		
		Supreme Rubber	810	04,09,63,57,12	41RH89JS##17YY	42RH89JS##17YY		
		Blue Ergo™	600		41BL89JL6317YY	42BL89JL6317YY		
		Thermo-Pro™	600	04,09,60,63,48,57,12	41TP89J+##17YY	42TP89J+##17YY	A,I,T,X,Y,Z	
		Polyolefin	900	04,09,60,53,P3,48,57,90,12	41PO89J+##17YY	42PO89J+##17YY	B,E	
		Nylon	1100	04,09,63,57,12	41NY89JE##17YY	42NY89JE##17YY		
		Ironman	2000	65,73	41NX89JB##17YY	42NX89JB##17YY		
		RokHard™	1100	04,09,48,60,57,12	41HI89JB##17YY	42HI89JB##17YY		
		BrimStone™	1200	04,09,60,90	41GN89J+##17YY	42GN89J+##17YY	B,Q	
		Epoxy	1200	04,09	41OV89JQ##17YY	42OV89JQ##17YY		
		MaxRok™	1400	04,09,49,57,12	41MA89JB##17YY	42MA89JB##17YY		
		Phenolic	1400	04,09,48,60,57,12	41PH89JB##17YY	42PH89JB##17YY		
		High-Temp Phenolic	1100	04,09,90	41HT89JQ##17YY	42HT89JQ##17YY		
		Poly MaxRok™	1400	04,09,48,60,57,12	41MU89J+##17YY	42MU89J+##17YY	G,K	
		Polygon AL™	1500	04,09,48,60,57,12	41PA89J+##17YY	42PA89J+##17YY	N,R	
		DW-Black	750		41DW89JLT317YY	42DW89JLT317YY		
		DW-Red	1100		41DW89JRT317YY	42DW89JRT317YY		
		DW-Blue	1600		41DW89JBT317YY	42DW89JBT317YY		
		DW-Gray	1700		41DW89JGT317YY	42DW89JGT317YY		
		Crown DW-Red	1100		41DW89XRT3**YY	42DW89XRT3**YY		
		Crown DW-Blue	1600		41DW89XBT3**YY	42DW89XBT3**YY		
		Poly-Pro™	810	04,09,48,60,63,57,12	41PP89J+##17YY	42PP89J+##17YY	C,D,I,K,M,U,W	
			1000		41PP89JP4917YY	42PP89JP4917YY		
			1000		41PP89JH6317YY	42PP89JH6317YY		
		Polymadic™	1000	04,09,48,60,63,57,12	41PM89J+##17YY	42PM89J+##17YY	I,M	
		Polygon™	1400		41PU89JV6317YY	42PU89JV6317YY		
				04,09,48,60,57,12	41PU89J+##17YY	42PU89J+##17YY	G,V	
		EnergySaver Polygon™	1500	04,09,48,60,57,12	41SW89JU##17YY	42SW89JU##17YY		
		PolyFlexon™ Cast	1000		41RP89JK6317YY	42RP89JK6317YY		
		PolyFlexon™	1200		41UA89J+6417YY	42UA89J+6417YY	N,O	
		D-Polygon	1200		41UD89JL6417YY	42UD89JL6417YY		
		Ultraflex™	1200		41UX89JO6417YY	42UX89JO6417YY		
		Champion	1500		41CP89JN6417YY	42CP89JN6417YY		
		DuraLastomer™	1000	09,48,60,57,12	41SU89JL##17YY	42SU89JL##17YY		
		Super Elastomer	1500		41SX89JI6417YY	42SX89JI6417YY		
		ErgoLastomer™	2000	04,09,64,57,12	41HU89JI##17YY	42HU89JI##17YY		
		Titan™ Ploymer	2000		41PX89JO6317YY	42PX89JO6317YY		
		Conquer™	2000		41CQ89JM6417YY	42CQ89JM6417YY		
			2000		41CQ89JL6417YY	42CQ89JL6417YY		
		Semi-Steel	1400	04,09,48,60,57,12	41SS89JS##17YY	42SS89JS##17YY		
		Heavy Duty Iron	1600	04,09,48,60,57,12	41HS89JS##17YY	42HS89JS##17YY	S=Flat Tread X=Crown Tread	
					41HS89JX##17YY	42HS89JX##17YY		
		Ductile	2000	04,09,48,60,B1,B5	41DS89JR##17YY	42DS89JR##17YY		
EnergySaver Ductile™	2000	04,09,48,60,B1,B5	41CD89JR##17YY	42CD89JR##17YY				
Forged Steel	2000	04,09,63,B5,B1	41FS89JS##17YY	42FS89JS##17YY	S=Flat Tread X=Crown Tread			
			41FS89JX4P17YY	42FS89JX4P17YY				
Ironman™ V-Groove	2000		41NV89JT4P17YY	42NV89JT4P17YY				
Iron V-Groove	1200	04,09,48,60,57,12	41VG89JT##17YY	42VG89JT##17YY				
Conductive Nylon	770		41CY89JI6217YY	42CY89JI6217YY				
Conductive Ultraflex™	700		41CX89JL6417YY	42CX89JL6417YY				

41 Kingpinless Pneumatic, Foam-filled Pneumatic, PU filled Pneumatic, & Ever-Roll™

- Designed to eliminate kingpin loosening from lateral force
- ASTM45 Steel precisely CNC machined raceway
- Hardened raceway and ball bearings
- 1/4" thick top plate and legs
- Bright Zinc finish is standard

41FP8A4CP317YY



41FP0D4CP317YY



41 PNEUMATIC • CAPACITY 650

Wheel Dia.	Tread Width	Wheel Type	Swivel Caster Part #'s		Rigid Caster Part #'s		Tire Color & Rim Finish	Load Capacity	Overall Height	Swivel Radius	
			Replace ** w/ fastening code		Replace ** w/ fastening code						
			Roller Bearing	Ball Bearing	Roller Bearing	Ball Bearing					
8.5"		Yoke, axle and nut	41ZZ80FZ8317YY		68ZZ28408317YY			250	9-13/16"	7"	
	2-3/4"	Ever-Roll™		41ER80BCP317YY		68ER80BCP317YY	Black on Zinc				
	2-3/4"	Pneumatic-4PLY		41FP8A4C3817YY	41FP8A4CP317YY	68FP8A4C317YY	68FP8A4CP317YY				Gray on Brass
					41FP8A4R5317YY		68FP8A4R5317YY				Gray on Zinc
					41FP8A4Y5317YY		68FP8A4Y5317YY				Gray on Zinc
		Foam Filled		41FF8A4C3817YY	41FF8A4CP317YY	68FF8A4C317YY	68FF8A4CP317YY				Black on Zinc
				41FF8A4R3817YY	41FF8A4R5317YY	68FF8A4R317YY	68FF8A4R5317YY				Gray on Brass
				41FF8A4Y3817YY	41FF8A4Y5317YY	68FF8A4Y317YY	68FF8A4Y5317YY				Gray on Zinc
PU Filled		41FU8A4C3817YY	41FU8A4C3817YY	68FU8A4C317YY	68FP8A4CP317YY	Black on Zinc	400				
10-1/4"		Yoke, axle and nut	41ZZ10FZ8317YY		68ZZ35408317YY			350	12-1/4"	7-1/2"	
	2-3/4"	Eco-Rubber		41SN10UCP317YY		68SN10UCP317YY	Black on Gray				650
	3"	Ever-Roll™		41ER10BCP317YY		68ER10BCP317YY	Black on Zinc				280
	3-1/2"	Pneumatic-4PLY		41FP0D4C40**YY	41FP0D4CP317YY	68FP0D4C4017YY	68FP0D4CP317YY				Black on Zinc
					41FP0D4Y5317YY		68FP0D4Y5317YY				Black on Brass
		Foam Filled		41FF0D4C40**YY	41FF0D4CP317YY	68FF0D4C4017YY	68FF0D4CP317YY				Black on Zinc
					41FF0D4Y53**YY		68FF0D4Y5317YY				Black on Brass
	PU Filled		41FU104C4017YY	41FU104CP317YY	68FU104C4017YY	68FU104CP317YY	Black on Zinc				



5G Kingpinless - Capacity 2500

- Sealed Precision Ball Bearings Raceway
- Ergonomic and quiet operation
- Bright Zinc finish as standard

5GPH60JB0417-0C0000



5GPU60JV0417-0A0000



FASTENING PATTERNS

Plate Code	Overall Size	Bolt Hole Pattern	Mounting Bolt Size
17	4" x 4-15/32"	2-5/8" x 3-5/8" to 3" x 3"	3/8"

Overall Height and Swivel Radius

Wheel Diameter	Overall Height	Denotation Code	Swivel Radius
4"	5-5/8"	40	3-1/4"
5"	6-1/2"	50	4"
6"	7-1/2"	60	4-1/2"
8"	9-1/2"	80	6"



Wheel Dia	Thread Width	Wheel Type	Load Cap.	Available Bearing Options	Replace + with a desired wheel color		+Color
					Replace ## with desired wheel bearing		
					Swivel	Rigid	
4"	2"	Yoke Only		5GZZ40JZ8317YY	46ZZ40JZ8317YY		
4"	1-13/16"	Solid Steel V-Groove	2500		5GSV40IT1417YY	46SV40IT1417YY	
4"	2"	Neo-Energizer™	500	04,09,60,48,57,12	5GEN40JB##17YY	46EN40JB##17YY	
		Nomadic™	400	04,09,60,48,57,12	5GNM40J+##17YY	46NM40J+##17YY	A,I
		Rubber on Nylon	400	04,09,60,48,57,12	5GNR40JB##17YY	46NR40JB##17YY	
		Rubber on Aluminum	400	04,09,60,48,57,12	5GRA40JB##17YY	46RA40JB##17YY	
		Low Profile Rubber	300	04,09,60,48,57,12	5GLP40JB##17YY	46LP40JB##17YY	
		Mold-On Rubber	400	04,09,60,48,57,12	5GRS40JB##17YY	46RS40JB##17YY	
		Blue Ergo™	400		5GBL40JL6317YY	46BL40JL6317YY	
		Thermo-Pro™	300	04,09,60,63,48,57,12	5GTP40J+##17YY	46TP40J+##17YY	A,I,T,Y
		Polyolefin	500	04,09,60,63,48,57,12	5GPO40J+##17YY	46PO40J+##17YY	B,E
		Nylon	810	04,09,60,48,57,12	5GNY40JE##17YY	46NY40JE##17YY	
		Ironman™	2200	04,09,60, 48,65,73,12	5GNX40JB##17YY	46NX40JB##17YY	
		RokHard™	810	04,09,62,57,12	5GHI40JB##17YY	46HI40JB##17YY	
		BrimStone™	810	04,09,90	5GGN40J+##17YY	46GN40J+##17YY	B,Q
		Epoxy	810	04,09,90	5GOV40JQ##17YY	46OV40JQ##17YY	
		MaxRok™	810	04,09,49,57,12	5GMA40JB##17YY	46MA40JB##17YY	
		Phenolic	810	04,09,60,48,57,12	5GPH40JB##17YY	46PH40JB##17YY	
		Phenolic(Straight Sided)	1000	04,09,60,57,12	5GPH40TB##17YY	46PH40TB##17YY	
		High-Temp Phenolic	600	04,09,90	5GHT40JQ##17YY	46HT40JQ##17YY	
		Polyon MaxRok™	700	04,09,60,48,57,12	5GMU40J+##17YY	46MU40J+##17YY	G,K
		Polyon AL™	810	04,09,60,48,57,12	5GPA40J+##17YY	46PA40J+##17YY	N,R
		DW -Black	470		5GDW40JLT317YY	46DW40JLT317YY	
		DW-Red	540		5GDW40JRT317YY	46DW40JRT317YY	
		DW-Blue	960		5GDW40JBT317YY	46DW40JBT317YY	
		DW-Gray	1000		5GDW40JGT317YY	46DW40JGT317YY	
		Crown DW-Red	540		5GDW40XRT3**YY	46DW40XRT3**YY	
		Crown DW-Blue	960		5GDW40XBT3**YY	46DW40XBT3**YY	
		Poly-Pro™	500	04,09,60,62,48,57,12	5GPP40J+##17YY	46PP40J+##17YY	D,K,M,U,W
			600		5GPP40JP4917YY	46PP40JP4917YY	
		Polymadic™	600	04,09,60,49,48,57,12	5GPM40J+##17YY	46PM40J+##17YY	I,M
		Polyon™	810		5GPU40JV6317YY	46PU40JV6317YY	
			810	04,09,60,48,57,12	5GPU40J+##17YY	46PU40J+##17YY	G,V
		EnergySaver Polyon™	810	04,09,60,48,57,12	5GSW40JU##17YY	46SW40JU##17YY	
		PolyFlexon™ Cast	700	04,09,60,48,57,12	5GRP40JK##17YY	46RP40JK##17YY	
		PolyFlexon™	900		5GUA40JO6417YY	46UA40JO6417YY	
		Ultraflex™	900		5GUX40JO6317YY	46UX40JO6317YY	
		DuraLastomer™	750	09,60,48,57,12	5GSU40JL##17YY	46SU40JL##17YY	
		Super Elastomer	1200		5GSX40JI6417YY	46SX40JI6417YY	
		ErgoLastomer™	1000	04,09,64,57,12	5GHU40JI##17YY	46HU40JI##17YY	
		Semi-Steel	700	04,09,60,48,57,12	5GSS40JS##17YY	46SS40JS##17YY	
		Heavy Duty Iron	900	04,09,60,48,57,12	5GHS40JS##17YY	46HS40JS##17YY	
		Ductile	1500	04,09,60,63,57,12	5GDS40JR##17YY	46DS40JR##17YY	
		Solid Steel	2500	09,63, B1,B5	5GMS40JS##17YY	46MS40JS##17YY	
		EnergySaver Ductile™	1500	04,60,48,09,B1,B5	5GCD40JR##17YY	46CD40JR##17YY	
		Ironman™ V-Groove	2200		5GNV40JT4P17YY	46NV40JT4P17YY	
		MaxRok™ V-Groove	810	04,09,60,48,57,12	5GMV40JT##17YY	46MV40JT##17YY	
Iron V-groove	600	04,09,60,48,57,12	5GVG40JT##17YY	46VG40JT##17YY			
Ductile V-Grove	1500	04,09,60,48,57, B1, B5	5GDV40JT##17YY	46DV40JT##17YY			
Conductive Ultraflex™	500		5GCX40JL6317YY	46CX40JL6317YY			



Wheel Dia	Thread Width	Wheel Type	Load Cap.	Available Bearing Options	Replace + with a desired wheel color		+Color
					Replace ## with desired wheel bearing		
					Swivel	Rigid	
5"	2"	Yoke Only			5GZZ50JZ8317YY	46ZZ50JZ8317YY	
		Neo-Energizer™	550	04,09,60,48,57,12	5GEN50JB##17YY	46EN50JB##17YY	
		Nomadic™	500	04,09,60,48,57,12	5GNM50J+##17YY	46NM50J+##17YY	A,I
		Rubber on Nylon	450	04,09,60,48,57,12	5GNR50JB##17YY	46NR50JB##17YY	
		Rubber on Aluminum	500	04,09,60,48,57,12	5GRA50JB##17YY	46RA50JB##17YY	
		Mold-On Rubber	400	04,09,60,48,57,12	5GRS50JB##17YY	46RS50JB##17YY	
		Blue Ergo™	400		5GBL50JL6317YY	46BL50JL6317YY	
		CushEndure™	400		5GGR50JB1917YY	46GR50JB1917YY	
		Thermo-Pro™	350	04,09,60,48,57,12	5GTP50J+##17YY	46TP50J+##17YY	A,I,T,X,Y,Z
		Polyolefin	650	04,09,60,48,57,12	5GPO50J+##17YY	46PO50J+##17YY	B,E
		Nylon	900	04,09,60,48,57,12	5GNY50JE##17YY	46NY50JE##17YY	
		Ironman	2200	65,73	5GNX50J+##17YY	46NX50J+##17YY	B,I
		RokHard™	900	04,09,62,57,12	5GHI50JB##17YY	46HI50JB##17YY	
		BrimStone™	1000	04,09,90	5GGN50J+##17YY	46GN50J+##17YY	B,Q
		Epoxy	1000	04,09,90	5GOV50JQ##17YY	46OV50JQ##17YY	
		MaxRok™	1000	04,09,63,49,57,12	5GMA50JB##17YY	46MA50JB##17YY	
		Phenolic	1000	04,09,60,48,57,12	5GPH50JB##17YY	46PH50JB##17YY	
		Hi-Temp Phenolic	750	04,09,90	5GHT50JQ##17YY	46HT50JQ##17YY	
		Sterollizer™	450		5GSL50JCB817YY	46SL50JCB817YY	
		Polygon MaxRok™	1000	04,09,60,63,48,57,12	5GMU50J+##17YY	46MU50J+##17YY	G,K
		Polygon AL™	900	04,09,60,48,57,12	5GPA50J+##17YY	46PA50J+##17YY	N,R
		Polygon - C	900	04,09,60,48,57,12	5GPR50JL##17YY	46PR50JL##17YY	
		DW-Black	550		5GDW50JLT317YY	46DW50JLT317YY	
		DW-Red	750		5GDW50JRT317YY	46DW50JRT317YY	
		DW-Blue	1160		5GDW50JBT317YY	46DW50JBT317YY	
		DW-Gray	1200		5GDW50JGT317YY	46DW50JGT317YY	
		Crown DW-Red	750		5GDW50XRT3**YY	46DW50XRT3**YY	
		Crown DW-Blue	1160		5GDW50XBT3**YY	46DW50XBT3**YY	
		Poly-Pro™	600	04,09,48,60,63,57,12	5GPP50J+##17YY	46PP50J+##17YY	B,C,D,K,U,M,W
			700		5GPP50JP4917YY	46PP50JP4917YY	
					5GPP50JH6317YY	46PP50JH6317YY	
		Polymadic™	750	04,09,48,60,63,57,12	5GPM50J+##17YY	46PM50J+##17YY	I,M
		Polyon™	1100		5GPU50JV6317YY	46PU50JV6317YY	
			1100	04,09,60,48,57,12	5GPU50J+##17YY	46PU50J+##17YY	G,V
		EnergySaver Polyon™	1300	04,09,60,48,57,12	5GSW50JU##17YY	46SW50JU##17YY	
		PolyFlexon™ Cast	810	04,09,60,48,57,12	5GRP50JK##17YY	46RP50JK##17YY	
		PolyFlexon™	900		5GUA50JO6417YY	46UA50JO6417YY	
		Ultraflex™	900		5GUX50JO6417YY	46UX50JO6417YY	
		D-Polygon	900		5GUD50JL6417YY	46UD50JL6417YY	
		DuraLastomer™	900	09,60,48,57,12	5GSU50JL##17YY	46SU50JL##17YY	
		Super Elastomer	1200	04,09,64,57,12	5GSX50JI##17YY	46SX50JI##17YY	
		ErgoLastomer™	1400	04,09,64,57,12	5GHU50JI##17YY	46HU50JI##17YY	
		Semi-Steel	1000	04,09,60,48,57,12	5GSS50JS##17YY	46SS50JS##17YY	
		Heavy Duty Iron	1200	04,09,60,63,57,12	5GHS50JS##17YY	46HS50JS##17YY	
		Ductile	1500	04,09,60,63,B1,B5	5GDS50JR##17YY	46DS50JR##17YY	
Forged Steel	2500	02,09,60,B5,B1	5GFS50JS##17YY	46FS50JS##17YY			
EnergySaver Ductile™	1500	04,09,60,48,B1,B5	5GCD50JR##17YY	46CD50JR##17YY			
Iron V-groove	900	04,09,60,48,57,12	5GVG50JT##17YY	46VG50JT##17YY			
Conductive Nylon	630	04,09,60,48,57,12	5GCV50JH##17YY	46CY50JH##17YY			
Conductive Ultraflex™	540		5GCX50JL6417YY	46CX50JL6417YY			



Wheel Dia	Thread Width	Wheel Type	Load Cap.	Available Bearing Options	Replace + with a desired wheel color		+Color
					Replace ## with desired wheel bearing		
					Swivel	Rigid	
6"	2"	Yoke Only			5GZZ60JZ8317YY	46ZZ60JZ8317YY	
		Neo-Energizer™	600	04, 09,64, 57, 12	5GEN60JB##17YY	46EN60JB##17YY	
		Pneumatic	200		5GFP60JB6017YY	46FP60JB6017YY	
		Foam Filled	200		5GFF60JB6017YY	46FF60JB6017YY	
		Ever-Roll™	200		5GER60J+6017YY	46ER60J+6017YY	B,I
		Nomadic™	600	04,09,48,60,57,12	5GNM60J+##17YY	46NM60J+##17YY	A,I
		Rubber on Nylon	550	04,09,48,60,57,12	5GNR60JB##17YY	46NR60JB##17YY	
		Dura Cushion™	350	04,09,63,57,12	5GBC60J+##17YY	46BC60J+##17YY	X,Z
		Eco-Rubber	350		5GSN60JC5317YY	46SN60JC5317YY	
		Rubber on Aluminum	550	04,09,48,60,57,12	5GRA60JB##17YY	46RA60JB##17YY	
		Mold-On Rubber	550	04,09,48,60,57,12	5GRS60JB##17YY	46RS60JB##17YY	
		Supreme Rubber	700	04,09,48,60,57,12	5GRH60JS##17YY	46RH60JS##17YY	
		Blue Ergo™	550		5GBL60JL6317YY	46BL60JL6317YY	
		Thermo-Pro™	500	04,09,60,63,48,57,12	5GTP60J+##17YY	46TP60J+##17YY	A,I,T,X,Y,Z
		Polyolefin	700	04,09,60,53,P3,48,57,12	5GPO60J+##17YY	46PO60J+##17YY	B,E
		Nylon	1000	04,09,63,57,12	5GNY60JE##17YY	46NY60JE##17YY	
		Ironman	2200	65, 73	5GNX60JB##17YY	46NX60JB##17YY	
		RokHard™	1000	04,09,48,60,57,12	5GHI60JB##17YY	46HI60JB##17YY	
		BrimStone™	1100	04,09,60,90	5GGN60J+##17YY	46GN60J+##17YY	B,Q
		Epoxy	1100	04,09,90	5GOV60JQ##17YY	46OV60JQ##17YY	
		MaxRok™	1200	04,09,63,57,12	5GMA60JB##17YY	46MA60JB##17YY	
		Phenolic	1200	04,09,48,60,57,12	5GPH60JB##17YY	46PH60JB##17YY	
		Straight-Sided Phenolic	1500		5GPH60TB##17YY	46PH60TB##17YY	
		High-Temp Pnenolic	900	04,09,90	5GHT60JQ##17YY	46HT60JQ##17YY	
		Poly MaxRok™	1200	04,09,48,60,57,12	5GMU60J+##17YY	46MU60J+##17YY	G,K
		Polyon AL™	1200	04,09,48,60,57,12	5GPA60J+##17YY	46PA60J+##17YY	N,R
		Polyon-C	1200	04,09,48,60,57,12	5GPR60JL##17YY	46PR60JL##17YY	
		DW-Black	700		5GDW60JLT317YY	46DW60JLT317YY	
		DW-Red	960		5GDW60JRT317YY	46DW60JRT317YY	
		DW-Blue	1400		5GDW60JBT317YY	46DW60JBT317YY	
		DW-Gray	1400		5GDW60JGT317YY	46DW60JGT317YY	
		Crown DW-Red	960		5GDW60XRT3**YY	46DW60XRT3**YY	
		Crown DW-Blue	1400		5GDW60XBT3**YY	46DW60XBT3**YY	
		Poly-Pro™	720	04,09,48,60,63,57,12	5GPP60J+##17YY	46PP60J+##17YY	D,I,K,M,W,U
			900		5GPP60JP4917YY	46PP60JP4917YY	
		Polymadic™	900	04,09,48,60,63,57,12	5GPP60JH6317YY	46PP60JH6317YY	
					5GPM60J+##17YY	46PM60J+##17YY	I,M
		Polyon™	1200	04,09,48,60,57,12	5GPU60JV6317YY	46PU60JV6317YY	
					5GPU60J+##17YY	46PU60J+##17YY	G,V
		EnergySaver Polyon™	1400	04,09,63,57,12	5GSW60JU##17YY	46SW60JU##17YY	
		PolyFlexon™ Cast	900	04,09,63,57,12	5GRP60JK##17YY	46RP60JK##17YY	
		PolyFlexon™	900		5GUA60J+6417YY	46UA60J+6417YY	N,O
		D-Polyon	1000		5GUD60JL6417YY	46UD60JL6417YY	
		Ultraflex™	1000		5GUX60JO6417YY	46UX60JO6417YY	
		Champion	1200		5GCP60JN6417YY	46CP60JN6417YY	
		DuraLastomer™	1000		09,48,60,57,12	5GSU60JL##17YY	46SU60JL##17YY
		Super Elastomer	1400		5GSX60JI6417YY	46SX60JI6417YY	
		ErgoLastomer™	1700	04,09,48,60,64,57,12	5GHU60JI##17YY	46HU60JI##17YY	
		Titan™ Plyomer	2000		5GPX60JO6317YY	46PX60JO6317YY	
		Conquer™	1810		5GCQ60JR6417YY	46CQ60JR6417YY	
			1810		5GCQ60JL6417YY	46CQ60JL6417YY	
		Semi-Steel	1200	04,09,48,60,57,12	5GSS60JS##17YY	46SS60JS##17YY	
		Heavy Duty Iron	1400	04,09,60,63,57,12	5GHS60JS##17YY	46HS60JS##17YY	
04,09,60,48,57,12	5GHS60JX##17YY			46HS60JX##17YY			
Ductile	2000	04,09,60,73,63,B1,B5	5GDS60JR##17YY	46DS60JR##17YY			
EnergySaver Ductile™	2000	04,09,48, 60,73,B1,B5	5GCD60JR##17YY	46CD60JR##17YY			
Forged Steel	2500	04,09,73,63,B1,B5	5GFS60JS##17YY	46FS60JS##17YY	S=Flat Tread; X=Crown Tread		
			5GFS60JX4P17YY	46FS60JX4P17YY			
Ironman™ V-Groove	1000		5GNV60JT4P17YY	46NV60JT4P17YY			
Iron V-groove	1000	04,09,48,60,57,12	5GVG60JT##17YY	46VG60JT##17YY			
Ductile V-Grove	1500	04,09,57,12,63,B1,B5	5GDV60JT##17YY	46DV60JT##17YY			
Conductive Nylon	700		5GCV60JI6217YY	46CV60JI6217YY			
Conductive Ultraflex™	600		5GCX60JL6417YY	46CX60JL6417YY			



Wheel Dia	Thread Width	Wheel Type	Load Cap.	Available Bearing Options	Replace + with a desired wheel color		+Color
					Replace ## with desired wheel bearing		
					Swivel	Rigid	
8"	2"	Yoke Only			5GZZ80JZ8317YY	46ZZ80JZ8317YY	
		Neo-Energizer™	600	04,09,64,57,12	5GEN80JB##17YY	46EN80JB##17YY	
		Nomadic™	700	04,09,48,60,57,12	5GNM80J+##17YY	46NM80J+##17YY	A,I
		Rubber on Nylon	600	04,09,48,60,57,12	5GNR80JB##17YY	46NR80JB##17YY	
		Dura Cushion™	450	04,09,63,57,12	5GBC80J+##17YY	46BC80J+##17YY	X,Z
		Eco-Rubber	450	53,P3	5GSN80UC##17YY	46SN80UC##17YY	
		Rubber on Aluminum	600	04,09,48,60,57,12	5GRA80JB##17YY	46RA80JB##17YY	
		Mold-On Rubber	600	04,09,48,60,57,12	5GRS80JB##17YY	46RS80JB##17YY	
		Supreme Rubber	810	04,09,63,57,12	5GRH80JS##17YY	46RH80JS##17YY	
		Blue Ergo™	600		5GBL80JL6317YY	46BL80JL6317YY	
		Thermo-Pro™	600	04,09,60,63,48,57,12	5GTP80J+##17YY	46TP80J+##17YY	A,I,T,X,Y,Z,
		Polyolefin	900	04,09,60,53,P3,48,57,90,12	5GPO80J+##17YY	46PO80J+##17YY	B,E
		Nylon	1100	04,09,63,57,12	5GNY80JE##17YY	46NY80JE##17YY	
		Ironman	2200	65,73	5GNX80JB##17YY	46NX80JB##17YY	
		RokHard™	1100	04,09,48,60,57,12	5GHI80JB##17YY	46HI80JB##17YY	
		BrimStone™	1200	04,09,60,90	5GGN80J+##17YY	46GN80J+##17YY	B,Q
		Epoxy	1200	04,09	5GOV80JQ##17YY	46OV80JQ##17YY	
		MaxRok™	1400	04,09,49,57,12	5GMA80JB##17YY	46MA80JB##17YY	
		Phenolic	1400	04,09,48,60,57,12	5GPH80JB##17YY	46PH80JB##17YY	
		High-Temp Pnenolic	1100	04,09,90	5GHT80JQ##17YY	46HT80JQ##17YY	
		Poly MaxRok™	1400	04,09,48,60,57,12	5GMU80J+##17YY	46MU80J+##17YY	G,K
		Polyon AL™	1500	04,09,48,60,57,12	5GPA80J+##17YY	46PA80J+##17YY	N,R
		DW-Black	750		5GDW80JLT317YY	46DW80JLT317YY	
		DW-Red	1100		5GDW80JRT317YY	46DW80JRT317YY	
		DW-Blue	1600		5GDW80JBT317YY	46DW80JBT317YY	
		DW-Gray	1700		5GDW80JGT317YY	46DW80JGT317YY	
		Crown DW-Red	1100		5GDW80XRT3**YY	46DW80XRT3**YY	
		Crown DW-Blue	1600		5GDW80XBT3**YY	46DW80XBT3**YY	
		Poly-Pro™	810	04,09,48,60,63,57,12	5GPP80J+##17YY	46PP80J+##17YY	C,D,I,K,M,U,W
			1000		5GPP80JP4917YY	46PP80JP4917YY	
			1000		5GPP80JH6317YY	46PP80JH6317YY	
		Polymadic™	1000	04,09,48,60,63,57,12	5GPM80J+##17YY	46PM80J+##17YY	I,M
		Polyon™	1400		5GPU80JV6317YY	46PU80JV6317YY	G,V
				04,09,48,60,57,12	5GPU80J+##17YY	46PU80J+##17YY	
		EnergySaver Polyon™	1500	04,09,48,60,57,12	5GSW80JU##17YY	46SW80JU##17YY	
		PolyFlexon™ Cast	1000		5GRP80JK6317YY	46RP80JK6317YY	
		PolyFlexon™	1200		5GUA80J+6417YY	46UA80J+6417YY	N,O
		D-Polyon	1200		5GUD80JL6417YY	46UD80JL6417YY	
		Ultraflex™	1200		5GUX80JO6417YY	46UX80JO6417YY	
		Champion	1700		5GCP80JN6417YY	46CP80JN6417YY	
		DuraLastomer™	1000	09,48,60,57,12	5GSU80JL##17YY	46SU80JL##17YY	
		Super Elastomer	1500		5GSX80JI6417YY	46SX80JI6417YY	
		ErgoLastomer™	2000	04,09,64,57,12	5GHU80JI##17YY	46HU80JI##17YY	
		Titan™ Ploymer	2000		5GPX80JO6317YY	46PX80JO6317YY	
		Conquer™	2000		5GCQ80JR6417YY	46CQ80JR6417YY	
			2000		5GCQ80JL6417YY	46CQ80JL6417YY	
		Semi-Steel	1400	04,09,48,60,57,12	5GSS80JS##17YY	46SS80JS##17YY	
		Heavy Duty Iron	1600	04,09,48,60,57,12	5GHS80JS##17YY	46HS80JS##17YY	S=Flat Tread; X=Crown Tread
				04,09,48,60,57,12	5GHS80JX##17YY	46HS80JX##17YY	
Ductile	2000	04,09,48,60,B1,B5	5GDS80JR##17YY	46DS80JR##17YY			
EnergySaver Ductile™	2000	04,09,48,60,B1,B5	5GCD80JR##17YY	46CD80JR##17YY			
Forged Steel	2500	04,09,63,B5,B1	5GFS80JS##17YY	46FS80JS##17YY			
			5GFS80JX4P17YY	46FS80JX4P17YY			
Ironman™ V-Groove	1200		5GNV80JT4P17YY	46NV80JT4P17YY			
Iron V-groove	1200	04,09,48,60,57,12	5GVG80JT##17YY	46VG80JT##17YY			
Conductive Nylon	770		5GCY80JI6217YY	46CY80JI6217YY			
Conductive Ultraflex™	700		5GCX80JL6417YY	46CX80JL6417YY			

*The Ever-Roll is not designed to sit with load.

45 Kingpinless Caster - 2500lb

- 1/4" thick top plate forged to integrate with a forged, 2-3/8" diameter, precisely machined raceway, and 3/8" hardened ball bearings
- Heat forged ASTM1045 for the highest density and hardened for durability
- Optional extended swivel lead and overall heights are available
- Majority of this series and wheel types are NSF Listed
- The inner raceway is forged integrally with the top plate
- Large selections of wheels, bearings & brake options
- Grease fitting in raceway and axle for maintenance
- 1/4" steel formed legs and double welded
- Bright Zinc finish as standard
- 1/2" axle



45DW60XBT317-0U0000



45FS60JS7317YY



A-Cam Brake (AY)	Cam Brake (CY)	4-Position Lock (PY)	Top Lock Brake (TY)
Universal Contact Brake (UF)	Face Contact Brake (FY)	Toe Guard (4Y)	Thread Guard (GY)

FASTENING PATTERNS

Plate Code	Overall Size	Bolt Hole Pattern	Mounting Bolt Size
17	4" x 4-15/32"	2-5/8" x 3-5/8" to 3" x 3"	3/8"
Overall Height and Swivel Radius			
Wheel Diameter	Overall Height	Denotation Code	Swivel Radius
4"	5-5/8"	40	3-1/4"
5"	6-1/2"	50	3-3/4"
6"	7-1/2"	60	4-1/2"
		65	5"
		66	5-1/2"
8"	9-1/2"	80	6"
	10-1/8"	81	6-1/8"
	9-1/2"	85	7-1/2"
	10-1/8"	89	7-1/2"



45 SERIES • CAPACITY 2500

Wheel Diameter	Tread Width	Wheel Type	Load Cap.	Available Bearing Options	Replace + with desired wheel color		+Color
					Replace ## with desired wheel bearing		
					Swivel	Rigid	
4"	2"	Yoke Only			45ZZ40JZ8317YY	46ZZ40JZ8317YY	
4"	1-13/16"	Solid Steel V-Groove	2500		45SV40IT1417YY	46SV40IT1417YY	
4"	2"	Neo-Energizer™	500	04,09,60,48,57,12	45EN40JB##17YY	46EN40JB##17YY	
		Nomadic™	400	04,09,60,48,57,12	45NM40J+##17YY	46NM40J+##17YY	A,I
		Rubber on Nylon	400	04,09,60,48,57,12	45NR40JB##17YY	46NR40JB##17YY	
		Rubber on Aluminum	400	04,09,60,48,57,12	45RA40JB##17YY	46RA40JB##17YY	
		Low Profile Rubber	300	04,09,60,48,57,12	45LP40JB##17YY	46LP40JB##17YY	
		Mold-On Rubber	400	04,09,60,48,57,12	45RS40JB##17YY	46RS40JB##17YY	
		Blue Ergo™	400		45BL40JL6317YY	46BL40JL6317YY	
		Thermo-Pro™	300	04,09,60,63,48,57,12	45TP40J+##17YY	46TP40J+##17YY	A,I,T,Y
		Xtreme Wheel	200	02	45LS40JA62**17YY	46LS40JA62**17YY	
		Polyolefin	500	04,09,60,63,48,57,12	45PO40J+##17YY	46PO40J+##17YY	B,E
		Nylon	810	04,09,60,48,57,12	45NY40JE##17YY	46NY40JE##17YY	
		Ironman™	2200	04,09,60, 48,65,73,12	45NX40JB##17YY	46NX40JB##17YY	
		RokHard™	810	04,09,62,57,12	45HI40JB##17YY	46HI40JB##17YY	
		BrimStone™	810	04,09,90	45GN40J+##17YY	46GN40J+##17YY	B,Q
		Epoxy	810	04,09,90	45OV40JQ##17YY	46OV40JQ##17YY	
		MaxRok™	810	04,09,49,57,12	45MA40JB##17YY	46MA40JB##17YY	
		Phenolic	810	04,09,60,48,57,12	45PH40JB##17YY	46PH40JB##17YY	
		Straight Sided Phenolic	1000	04,09,60,57,12	45PH40TB##17YY	46PH40TB##17YY	
		High-Temp Phenolic	600	04,09,90	45HT40JQ##17YY	46HT40JQ##17YY	
		Polygon MaxRok™	700	04,09,60,48,57,12	45MU40J+##17YY	46MU40J+##17YY	G,K
		Polygon AL™	810	04,09,60,48,57,12	45PA40J+##17YY	46PA40J+##17YY	N,R
		DW-Black	470		45DW40JLT317YY	46DW40JLT317YY	
		DW-Red	540		45DW40JRT317YY	46DW40JRT317YY	
		DW-Blue	960		45DW40JBT317YY	46DW40JBT317YY	
		DW-Gray	1000		45DW40JGT317YY	46DW40JGT317YY	
		Crown DW-Red	540		45DW40XRT3**YY	46DW40XRT3**YY	
		Crown DW-Blue	960		45DW40XBT3**YY	46DW40XBT3**YY	
		Poly-Pro™	500	04,09,60,62,48,57,12	45PP40J+##17YY	46PP40J+##17YY	D,K,M,U,W
			600		45PP40JP4917YY	46PP40JP4917YY	
		Polymadic™	600	04,09,60,49,48,57,12	45PM40J+##17YY	46PM40J+##17YY	I,M
		Polygon™	810		45PU40JV6317YY	46PU40JV6317YY	
			810	04,09,60,48,57,12	45PU40J+##17YY	46PU40J+##17YY	G,V
		EnergySaver Polygon™	810	04,09,60,48,57,12	45SW40JU##17YY	46SW40JU##17YY	
		PolyFlexon™ Cast	700	04,09,60,48,57,12	45RP40JK##17YY	46RP40JK##17YY	
		PolyFlexon™	900		45UA40JO6417YY	46UA40JO6417YY	
		Ultraflex™	900		45UX40J+6317YY	46UX40J+6317YY	M,O
		DuraLastomer™	750	09,60,48,57,12	45SU40JL##17YY	46SU40JL##17YY	
		Super Elastomer	1200		45SX40JI6417YY	46SX40JI6417YY	
		ErgoLastomer™	1000	04,09,64,57,12	45HU40JI##17YY	46HU40JI##17YY	
		Semi-Steel	700	04,09,60,48,57,12	45SS40JS##17YY	46SS40JS##17YY	
		Heavy Duty Iron	900	04,09,60,48,57,12	45HS40JS##17YY	46HS40JS##17YY	
		Ductile	1500	04,09,60,63,57,12	45DS40JR##17YY	46DS40JR##17YY	
		Solid Steel	2500	09,63, B1,B5	45MS40JS##17YY	46MS40JS##17YY	
		EnergySaver Ductile™	1500	04,60,48,09,B1,B5	45CD40JR##17YY	46CD40JR##17YY	
		Ironman™ V-Groove	2200		45NV40JT4P17YY	46NV40JT4P17YY	
MaxRok™ V-Groove	810	04,09,60,48,57,12	45MV40JT##17YY	46MV40JT##17YY			
Iron V-Groove	600	04,09,60,48,57,12	45VG40JT##17YY	46VG40JT##17YY			
Ductile V-Groove	1500	04,09,60,48,57, B1, B5	45DV40JT##17YY	46DV40JT##17YY			
Conductive Ultraflex™	500		45CX40JL6317YY	46CX40JL6317YY			



Wheel Diameter	Tread Width	Wheel Type	Load Cap.	Available Bearing Options	Replace + with desired wheel color		+Color
					Replace ## with desired wheel bearing		
					Swivel	Rigid	
5"	2"	Yoke Only			45ZZ50JZ8317YY	46ZZ50JZ8317YY	
		Neo-Energizer™	550	04,09,60,48,57,12	45EN50JB##17YY	46EN50JB##17YY	
		Nomadic™	500	04,09,60,48,57,12	45NM50J+##17YY	46NM50J+##17YY	A,I
		Rubber on Nylon	450	04,09,60,48,57,12	45NR50JB##17YY	46NR50JB##17YY	
		Rubber on Aluminum	500	04,09,60,48,57,12	45RA50JB##17YY	46RA50JB##17YY	
		Mold-On Rubber	400	04,09,60,48,57,12	45RS50JB##17YY	46RS50JB##17YY	
		Blue Ergo™	400		45BL50JL6317YY	46BL50JL6317YY	
		CushEndure™	400		45GR50JB1917YY	46GR50JB1917YY	
		Thermo-Pro™	350	04,09,60,48,57,12	45TP50J+##17YY	46TP50J+##17YY	A,I,T,X,Y,Z
		Xtreme Wheel	250	03	45LS50JA6217YY	46LS50JA6217YY	
		Polyolefin	650	04,09,60,48,57,12	45PO50J+##17YY	46PO50J+##17YY	B,E
		Nylon	900	04,09,60,48,57,12	45NY50JE##17YY	46NY50JE##17YY	
		Ironman	2200	65,73	45NX50J+##17YY	46NX50J+##17YY	B,I
		RokHard™	900	04,09,62,57,12	45HI50JB##17YY	46HI50JB##17YY	
		BrimStone™	1000	04,09,90	45GN50J+##17YY	46GN50J+##17YY	B,Q
		Epoxy	1000	04,09,90	45OV50JQ##17YY	46OV50JQ##17YY	
		MaxRok™	1000	04,09,63,49,57,12	45MA50JB##17YY	46MA50JB##17YY	
		Phenolic	1000	04,09,60,48,57,12	45PH50JB##17YY	46PH50JB##17YY	
		Hi-Temp Phenolic	750	04,09,90	45HT50JQ##17YY	46HT50JQ##17YY	
		Sterollizer™	450		45SL50JCB817YY	46SL50JCB817YY	
		Polygon MaxRok™	1000	04,09,60,63,48,57,12	45MU50J+##17YY	46MU50J+##17YY	G,K
		Polygon AL™	900	04,09,60,48,57,12	45PA50J+##17YY	46PA50J+##17YY	N,R
		Polygon-C	900	04,09,60,48,57,12	45PR50JL##17YY	46PR50JL##17YY	
		DW-Black	550		45DW50JLT317YY	46DW50JLT317YY	
		DW-Red	750		45DW50JRT317YY	46DW50JRT317YY	
		DW-Blue	1160		45DW50JBT317YY	46DW50JBT317YY	
		DW-Gray	1200		45DW50JGT317YY	46DW50JGT317YY	
		Crown DW-Red	750		45DW50XRT3**YY	46DW50XRT3**YY	
		Crown DW-Blue	1160		45DW50XBT3**YY	46DW50XBT3**YY	
		Poly-Pro™	600	04,09,48,60,63,57,12	45PP50J+##17YY	46PP50J+##17YY	B,C,D,K,M,U,W
			700		45PP50JP4917YY	46PP50JP4917YY	
					45PP50JH6317YY	46PP50JH6317YY	
		Polymadic™	750	04,09,48,60,63,57,12	45PM50J+##17YY	46PM50J+##17YY	I,M
		Polygon™	1100		45PU50JV6317YY	46PU50JV6317YY	
			1100	04,09,60,48,57,12	45PU50J+##17YY	46PU50J+##17YY	G,V
		EnergySaver Polygon™	1300	04,09,60,48,57,12	45SW50JU##17YY	46SW50JU##17YY	
		PolyFlexon™ Cast	810	04,09,60,48,57,12	45RP50JK##17YY	46RP50JK##17YY	
		PolyFlexon™	900		45UA50JO6417YY	46UA50JO6417YY	
		Ultraflex™	900		45UX50J+6417YY	46UX50J+6417YY	M,O
		D-Polygon	900		45UD50JL6417YY	46UD50JL6417YY	
		DuraLastomer™	900	09,60,48,57,12	45SU50JL##17YY	46SU50JL##17YY	
		Super Elastomer	1200	04,09,64,57,12	45SX50JI##17YY	46SX50JI##17YY	
		ErgoLastomer™	1400	04,09,64,57,12	45HU50JI##17YY	46HU50JI##17YY	
		Semi-Steel	1000	04,09,60,48,57,12	45SS50JS##17YY	46SS50JS##17YY	
		Heavy Duty Iron	1200	04,09,60,63,57,12	45HS50JS##17YY	46HS50JS##17YY	
		Ductile	1500	04,09,60,63,B1,B5	45DS50JR##17YY	46DS50JR##17YY	
		Forged Steel	2500	02,09,60,B5,B1	45FS50JS##17YY	46FS50JS##17YY	
		EnergySaver Ductile™	1500	04,09,60,48,B1,B5	45CD50JR##17YY	46CD50JR##17YY	
		Iron V-Groove	900	04,09,60,48,57,12	45VG50JT##17YY	46VG50JT##17YY	
		Conductive Nylon	630	04,09,60,48,57,12	45CY50JH##17YY	46CY50JH##17YY	
Conductive Ultraflex™	540		45CX50JL6417YY	46CX50JL6417YY			



Wheel Diameter	Tread Width	Wheel Type	Load Cap.	Available Bearing Options	Replace + with desired wheel color		+Color
					Replace ## with desired wheel bearing		
					Swivel	Rigid	
6"	2"	Yoke Only			45ZZ60JZ8317YY	46ZZ60JZ8317YY	
		Neo-Energizer™	600	04, 09,64, 57, 12	45EN60JB##17YY	46EN60JB##17YY	
		Pneumatic	200		45FP60JB6017YY	46FP60JB6017YY	
		Foam Filled	200		45FF60JB6017YY	46FF60JB6017YY	
		Ever-Roll™	200		45ER60J+6017YY	46ER60J+6017YY	B,I
		Nomadic™	600	04,09,48,60,57,12	45NM60J+##17YY	46NM60J+##17YY	A,I
		Rubber on Nylon	550	04,09,48,60,57,12	45NR60JB##17YY	46NR60JB##17YY	
		Dura Cushion™	350	04,09,63,57,12	45BC60J+##17YY	46BC60J+##17YY	X,Z
		Eco-Rubber	350		45SN60JB5317YY	46SN60JB5317YY	
		Rubber on Aluminum	550	04,09,48,60,57,12	45RA60JB##17YY	46RA60JB##17YY	
		Mold-On Rubber	550	04,09,48,60,57,12	45RS60JB##17Y	46RS60JB##17Y	
		Supreme Rubber	700	04,09,48,60,57,12	45RH60JS##17YY	46RH60JS##17YY	
		Blue Ergo™	550		45BL60JL6317YY	46BL60JL6317YY	
		Thermo-Pro™	500	04,09,60,63,48,57,12	45TP60J+##17YY	46TP60J+##17YY	A,I,T,X,Y,Z
		Xtreme Wheel	350	04	45LS60JA6217YY	46LS60JA6217YY	
		Polyolefin	700	04,09,60,53,P3,48,57,12	45PO60J+##17YY	46PO60J+##17YY	B,E
		Nylon	1000	04,09,63,57,12	45NY60JE##17YY	46NY60JE##17YY	
		Ironman	2200	65, 73	45NX60JB##17YY	46NX60JB##17YY	
		RokHard™	1000	04,09,48,60,57,12	45HI60JB##17YY	46HI60JB##17YY	
		BrimStone™	1100	04,09,60,90	45GN60J+##17YY	46GN60J+##17YY	B,Q
		Epoxy	1100	04,09,90	45OV60JQ##17YY	46OV60JQ##17YY	
		MaxRok™	1200	04,09,63,57,12	45MA60JB##17YY	46MA60JB##17YY	
		Phenolic	1200	04,09,48,60,57,12	45PH60JB##17YY	46PH60JB##17YY	
		Straight-Sided Phenolic	1500		45PH60TB##17YY	46PH60TB##17YY	
		High-Temp Phenolic	900	04,09,90	45HT60JQ##17YY	46HT60JQ##17YY	
		Poly MaxRok™	1200	04,09,48,60,57,12	45MU60J+##17YY	46MU60J+##17YY	G,K
		Polyon AL™	1200	04,09,48,60,57,12	45PA60J+##17YY	46PA60J+##17YY	N,R
		Polyon-C	1200	04,09,48,60,57,12	45PR60JL##17YY	46PR60JL##17YY	
		DW-Black	700		45DW60JLT317YY	46DW60JLT317YY	
		DW-Red	960		45DW60JRT317YY	46DW60JRT317YY	
		DW-Blue	1400		45DW60JBT317YY	46DW60JBT317YY	
		DW-Gray	1400		45DW60JGT317YY	46DW60JGT317YY	
		Crown DW-Red	960		45DW60XRT3**YY	46DW60XRT3**YY	
		Crown DW-Blue	1400		45DW60XBT3**YY	46DW60XBT3**YY	
		Poly-Pro™	720	04,09,48,60,63,57,12	45PP60J+##17YY	46PP60J+##17YY	D,I,K,M,W,U
			900		45PP60JP4917YY	46PP60JP4917YY	
		Polymadic™	900	04,09,48,60,63,57,12	45PP60JH6317YY	46PP60JH6317YY	
					45PM60J+##17YY	46PM60J+##17YY	
		Polyon™	1200	04,09,48,60,57,12	45PU60JV6317YY	46PU60JV6317YY	
					45PU60J+##17YY	46PU60J+##17YY	
		EnergySaver Polyon™	1400	04,09,63,57,12	45SW60JU##17YY	46SW60JU##17YY	
		PolyFlexon™ Cast	900	04,09,63,57,12	45RP60JK##17YY	46RP60JK##17YY	
		PolyFlexon™	900		45UA60J+6417YY	46UA60J+6417YY	N,O
		D-Polyon	1000		45UD60JL6417YY	46UD60JL6417YY	
		Ultraflex™	1000		45UX60J+6417YY	46UX60J+6417YY	M,O
Champion	1200		45CP60JN6417YY	46CP60JN6417YY			
DuraLastomer™	1000	09,48,60,57,12	45SU60JL##17YY	46SU60JL##17YY			
Super Elastomer	1400		45SX60JI6417YY	46SX60JI6417YY			
ErgoLastomer™	1700	04,09,48,60,64,57,12	45HU60JI##17YY	46HU60JI##17YY			
Titan™ Polymer	2000		45PX60JO6317YY	46PX60JO6317YY			
Conquer™	1810		45CQ60JM6417YY	46CQ60JM6417YY			
	1810		45CQ60JL6417YY	46CQ60JL6417YY			
Semi-Steel	1200	04,09,48,60,57,12	45SS60JS##17YY	46SS60JS##17YY			
Heavy Duty Iron	1400	04,09,60,63,57,12	45HS60JS##17YY	46HS60JS##17YY	Flat Tread Crown Tread		
		04,09,60,48,57,12	45HS60JX##17YY	46HS60JX##17YY			
Ductile	2000	04,09,60,73,63,B1,B5	45DS60JR##17YY	46DS60JR##17YY			
EnergySaver Ductile™	2000	04,09,48, 60,73,B1,B5	45CD60JR##17YY	46CD60JR##17YY			
Forged Steel	2500	04,09,73,63,B1,B5	45FS60JS##17YY	46FS60JS##17YY	S=Flat Tread; X=Crown Tread		
			45FS60JX4P17YY	46FS60JX4P17YY			
Ironman™ V-Groove	1000		45NV60JT4P17YY	46NV60JT4P17YY			
Iron V-Groove	1000	04,09,48,60,57,12	45VG60JT##17YY	46VG60JT##17YY			
Ductile V-Groove	1500	04,09,57,12,63,B1,B5	45DV60JT##17YY	46DV60JT##17YY			
Conductive Nylon	700		45CY60JL6217YY	46CY60JL6217YY			
Conductive Ultraflex™	600		45CX60JL6417YY	46CX60JL6417YY			

*The Ever-Roll is not designed to sit.



Wheel Diameter	Tread Width	Wheel Type	Load Cap.	Available Bearing Options	Replace + with desired wheel color		+Color
					Replace ## with desired wheel bearing		
					Swivel	Rigid	
6"	2"	Yoke Only			45ZZ65JZ8317YY	46ZZ60JZ8317YY	
		Neo-Energizer™	600	04, 09,64, 57, 12	45EN65JB##17YY	46EN60JB##17YY	
		Pneumatic	200		45FP65JB6017YY	46FP60JB6017YY	
		Foam Filled	200		45FF65JB6017YY	46FF60JB6017YY	
		Ever-Roll™	200		45ER65J+6017YY	46ER60J+6017YY	B,I
		Nomadic™	600	04,09,48,60,57,12	45NM65J+##17YY	46NM60J+##17YY	A,I
		Rubber on Nylon	550	04,09,48,60,57,12	45NR65JB##17YY	46NR60JB##17YY	
		Dura Cushion™	350	04,09,63,57,12	45BC65J+##17YY	46BC60J+##17YY	X,Z
		Eco-Rubber	350		45SN65JB5317YY	46SN60JB5317YY	
		Rubber on Aluminum	550	04,09,48,60,57,12	45RA65JB##17YY	46RA60JB##17YY	
		Mold-On Rubber	550	04,09,48,60,57,12	45RS65JB##17YY	46RS60JB##17YY	
		Supreme Rubber	700	04,09,48,60,57,12	45RH65JS##17YY	46RH60JS##17YY	
		Blue Ergo™	550		45BL65JL6317YY	46BL60JL6317YY	
		Thermo-Pro™	500	04,09,60,63,48,57,12	45TP65J+##17YY	46TP60J+##17YY	A,I,T,X,Y,Z
		Polyolefin	700	04,09,60,53,P3,48,57,12	45PO65J+##17YY	46PO60J+##17YY	B,E
		Nylon	1000	04,09,63,57,12	45NY65JE##17YY	46NY60JE##17YY	
		Ironman	2200	65, 73	45NX65JB##17YY	46NX60JB##17YY	
		RokHard™	1000	04,09,48,60,57,12	45HI65JB##17YY	46HI60JB##17YY	
		BrimStone™	1100	04,09,60,90	45GN65J+##17YY	46GN60J+##17YY	B,Q
		Epoxy	1100	04,09,90	45OV65JQ##17YY	46OV60JQ##17YY	
		MaxRok™	1200	04,09,63,57,12	45MA65JB##17YY	46MA60JB##17YY	
		Phenolic	1200	04,09,48,60,57,12	45PH65JB##17YY	46PH60JB##17YY	
		Straight-Sided Phenolic	1500		45PH65TB##17YY	46PH60TB##17YY	
		High-Temp Phenolic	900	04,09,90	45HT65JQ##17YY	46HT60JQ##17YY	
		Poly MaxRok™	1200	04,09,48,60,57,12	45MU65J+##17YY	46MU60J+##17YY	G,K
		Polygon AL™	1200	04,09,48,60,57,12	45PA65J+##17YY	46PA60J+##17YY	N,R
		Polygon-C	1200	04,09,48,60,57,12	45PR65JL##17YY	46PR60JL##17YY	
		DW-Black	700		45DW65JLT317YY	46DW60JLT317YY	
		DW-Red	960		45DW65JRT317YY	46DW60JRT317YY	
		DW-Blue	1400		45DW65JBT317YY	46DW60JBT317YY	
		DW-Gray	1400		45DW65JGT317YY	46DW60JGT317YY	
		Crown DW-Red	960		45DW65XRT3**YY	46DW65XRT3**YY	
		Crown DW-Blue	1400		45DW65XBT3**YY	46DW65XBT3**YY	
		Poly-Pro™	720	04,09,48,60,63,57,12	45PP65J+##17YY	46PP60J+##17YY	D,I,K,M,U,W
			900		45PP65JP4917YY	46PP60JP4917YY	
		Polymadic™	900	04,09,48,60,63,57,12	45PP65JH6317YY	46PP60JH6317YY	I,M
					45PM65J+##17YY	46PM60J+##17YY	
		Polyon™	1200	04,09,48,60,57,12	45PU65JV6317YY	46PU60JV6317YY	G,V
					45PU65J+##17YY	46PU60J+##17YY	
		EnergySaver Polyon™	1400	04,09,63,57,12	45SW65JU##17YY	46SW60JU##17YY	
		PolyFlexon™ Cast	900	04,09,63,57,12	45RP65JK##17YY	46RP60JK##17YY	
		PolyFlexon™	900		45UA65J+6417YY	46UA60J+6417YY	N,O
		D-Polygon	1000		45UD65JL6417YY	46UD60JL6417YY	
		Ultraflex™	1000		45UX65J+6417YY	46UX60J+6417YY	M,O
		Champion	1200		45CP65JN6417YY	46CP60JN6417YY	
		DuraLastomer™	1000	09,48,60,57,12	45SU65JL##17YY	46SU60JL##17YY	
		Super Elastomer	1400		45SX65JI6417YY	46SX60JI6417YY	
		ErgoLastomer™	1700	04,09,48,60,64,57,12	45HU65JI##17YY	46HU60JI##17YY	
		Titan™ Polymer	2000		45PX65JO6317YY	46PX60JO6317YY	
		Conquer™	1810		45CQ65JM6417YY	46CQ60JM6417YY	
1810	45CQ65JL6417YY		46CQ60JL6417YY				
Semi-Steel	1200	04,09,48,60,57,12	45SS65JS##17YY	46SS60JS##17YY			
Heavy Duty Iron	1400	04,09,60,63,57,12	45HS65JS##17YY	46HS60JS##17YY	S=Flat Tread X=Crown Tread		
		04,09,60,48,57,12	45HS65JX##17YY	46HS60JX##17YY			
Ductile	2000	04,09,60,73,63,B1,B5	45DS65JR##17YY	46DS60JR##17YY			
EnergySaver Ductile™	2000	04,09,48, 60,73,B1,B5	45CD65JR##17YY	46CD60JR##17YY			
Forged Steel	2500	04,09,73,63,B1,B5	45FS65JS##17YY	46FS60JS##17YY	S=Flat Tread X=Crown Tread		
			45FS65JX4P17YY	46FS60JX4P17YY			
Ironman™ V-Groove	1000		45NV65JT4P17YY	46NV60JT4P17YY			
Iron V-Groove	1000	04,09,48,60,57,12	45VG65JT##17YY	46VG60JT##17YY			
Ductile V-Groove	1500	04,09,57,12,63,B1,B5	45DV65JT##17YY	46DV60JT##17YY			
Conductive Nylon	700		45CY65JI6217YY	46CY60JI6217YY			
Conductive Ultraflex™	600		45CX65JL6417YY	46CX60JL6417YY			

*The Ever-Roll is not designed to sit.



Wheel Diameter	Tread Width	Wheel Type	Load Cap.	Available Bearing Options	Replace + with desired wheel color		+Color
					Replace ## with desired wheel bearing		
					Swivel	Rigid	
6"	2"	Yoke Only			45ZZ66JZ8317YY	46ZZ60JZ8317YY	
		Neo-Energizer™	600	04, 09,64, 57, 12	45EN66JB##17YY	46EN60JB##17YY	
		Pneumatic	200		45FP66JB6017YY	46FP60JB6017YY	
		Foam Filled	200		45FF66JB6017YY	46FF60JB6017YY	
		Ever-Roll™	200		45ER66J+6017YY	46ER60J+6017YY	B,I
		Nomadic™	600	04,09,48,60,57,12	45NM66J+##17YY	46NM60J+##17YY	A,I
		Rubber on Nylon	550	04,09,48,60,57,12	45NR66JB##17YY	46NR60JB##17YY	
		Dura Cushion™	350	04,09,63,57,12	45BC66J+##17YY	46BC60J+##17YY	X,Z
		Eco-Rubber	350		45SN66JB5317YY	46SN60JB5317YY	
		Rubber on Aluminum	550	04,09,48,60,57,12	45RA66JB##17YY	46RA60JB##17YY	
		Mold-On Rubber	550	04,09,48,60,57,12	45RS66JB##17Y	46RS60JB##17Y	
		Supreme Rubber	700	04,09,48,60,57,12	45RH66JS##17YY	46RH60JS##17YY	
		Blue Ergo™	550		45BL66JL6317YY	46BL60JL6317YY	
		Thermo-Pro™	500	04,09,60,63,48,57,12	45TP66J+##17YY	46TP60J+##17YY	A,I,T,X,Y,Z
		Polyolefin	700	04,09,60,53,P3,48,57,12	45PO66J+##17YY	46PO60J+##17YY	B,E
		Nylon	1000	04,09,63,57,12	45NY66JE##17YY	46NY60JE##17YY	
		Ironman	2200	65, 73	45NX66JB##17YY	46NX60JB##17YY	
		RokHard™	1000	04,09,48,60,57,12	45HI66JB##17YY	46HI60JB##17YY	
		BrimStone™	1100	04,09,60,90	45GN66J+##17YY	46GN60J+##17YY	B,Q
		Epoxy	1100	04,09,90	45OV66JQ##17YY	46OV60JQ##17YY	
		MaxRok™	1200	04,09,63,57,12	45MA66JB##17YY	46MA60JB##17YY	
		Phenolic	1200	04,09,48,60,57,12	45PH66JB##17YY	46PH60JB##17YY	
		Straight-Sided Phenolic	1500		45PH66TB##17YY	46PH60TB##17YY	
		High-Temp Phenolic	900	04,09,90	45HT66JQ##17YY	46HT60JQ##17YY	
		Poly MaxRok™	1200	04,09,48,60,57,12	45MU66J+##17YY	46MU60J+##17YY	G,K
		Polyon AL™	1200	04,09,48,60,57,12	45PA66J+##17YY	46PA60J+##17YY	N,R
		Polyon-C	1200	04,09,48,60,57,12	45PR66JL##17YY	46PR60JL##17YY	
		DW-Black	700		45DW66JLT317YY	46DW60JLT317YY	
		DW-Red	960		45DW66JRT317YY	46DW60JRT317YY	
		DW-Blue	1400		45DW66JBT317YY	46DW60JBT317YY	
		DW-Gray	1400		45DW66JGT317YY	46DW60JGT317YY	
		Crown DW-Red	960		45DW66XRT3**YY	46DW66XRT3**YY	
		Crown DW-Blue	1400		45DW66XBT3**YY	46DW66XBT3**YY	
		Poly-Pro™	720	04,09,48,60,63,57,12	45PP66J+##17YY	46PP60J+##17YY	D,I,K,M,U,W
			900		45PP66JP4917YY	46PP60JP4917YY	
		Polymadic™	900	04,09,48,60,63,57,12	45PP66JH6317YY	46PP60JH6317YY	
					45PM66J+##17YY	46PM60J+##17YY	I,M
		Polyon™	1200	04,09,48,60,57,12	45PU66JV6317YY	46PU60JV6317YY	
					45PU66J+##17YY	46PU60J+##17YY	G,V
		EnergySaver Polyon™	1400	04,09,63,57,12	45SW66JU##17YY	46SW60JU##17YY	
		PolyFlexon™ Cast	900	04,09,63,57,12	45RP66JK##17YY	46RP60JK##17YY	
		PolyFlexon™	900		45UA66J+6417YY	46UA60J+6417YY	N,O
		D-Polyon	1000		45UD66JL6417YY	46UD60JL6417YY	
		Ultraflex™	1000		45UX66J+6417YY	46UX60J+6417YY	M,O
		Champion	1200		45CP66JN6417YY	46CP60JN6417YY	
DuraLastomer™	1000	09,48,60,57,12	45SU66JL##17YY	46SU60JL##17YY			
Super Elastomer	1400		45SX66JI6417YY	46SX60JI6417YY			
ErgoLastomer™	1700	04,09,48,60,64,57,12	45HU66JI##17YY	46HU60JI##17YY			
Titan™ Polymer	2000		45PX66JO6317YY	46PX60JO6317YY			
Conquer™	1810		45CQ66JM6417YY	46CQ60JM6417YY			
	1810		45CQ66JL6417YY	46CQ60JL6417YY			
Semi-Steel	1200	04,09,48,60,57,12	45SS66JS##17YY	46SS60JS##17YY			
Heavy Duty Iron	1400	04,09,60,63,57,12	45HS66JS##17YY	46HS60JS##17YY	S=Flat Tread		
		04,09,60,48,57,12	45HS66JX##17YY	46HS60JX##17YY	X=Crown Tread		
Ductile	2000	04,09,60,73,63,B1,B5	45DS66JR##17YY	46DS60JR##17YY			
EnergySaver Ductile™	2000	04,09,48, 60,73,B1,B5	45CD66JR##17YY	46CD60JR##17YY			
Forged Steel	2500	04,09,73,63,B1,B5	45FS66JS##17YY	46FS60JS##17YY	S=Flat Tread		
			45FS66JX4P17YY	46FS60JX4P17YY	X=Crown Tread		
Ironman™ V-Groove	1000		45NV66JT4P17YY	46NV60JT4P17YY			
Iron V-Groove	1000	04,09,48,60,57,12	45VG66JT##17YY	46VG60JT##17YY			
Ductile V-Groove	1500	04,09,57,12,63,B1,B5	45DV66JT##17YY	46DV60JT##17YY			
Conductive Nylon	700		45CY66JI6217YY	46CY60JI6217YY			
Conductive Ultraflex™	600		45CX66JL6417YY	46CX60JL6417YY			

*The Ever-Roll is not designed to sit.



Wheel Diameter	Tread Width	Wheel Type	Load Cap.	Available Bearing Options	Replace + with desired wheel color		+Color
					Replace ## with desired wheel bearing		
					Swivel	Rigid	
8"	2"	Yoke Only		45ZZ80JZ8317YY	46ZZ80JZ8317YY		
		Neo-Energizer™	600	04,09,64,57,12	45EN80JB##17YY	46EN80JB##17YY	
		Nomadic™	700	04,09,48,60,57,12	45NM80J+##17YY	46NM80J+##17YY	A,I
		Rubber on Nylon	600	04,09,48,60,57,12	45NR80JB##17YY	46NR80JB##17YY	
		Dura Cushion™	450	04,09,63,57, 12	45BC80J+##17YY	46BC80J+##17YY	X,Z
		Eco-Rubber	450	53,P3	45SN80UC##17YY	46SN80UC##17YY	
		Rubber on Aluminum	600	04,09,48,60,57,12	45RA80JB##17YY	46RA80JB##17YY	
		Mold-On Rubber	600	04,09,48,60,57,12	45RS80JB##17YY	46RS80JB##17YY	
		Supreme Rubber	810	04,09,63,57,12	45RH80JS##17YY	46RH80JS##17YY	
		Blue Ergo™	600		45BL80JL6317YY	46BL80JL6317YY	
		Thermo-Pro™	600	04,09,60,63,48,57,12	45TP80J+##17YY	46TP80J+##17YY	A,I,T,X,Y,Z
		Xtreme Wheel	400	05	45LS80JA6217YY	46LS80JA6217YY	
		Polyolefin	900	04,09,60,53,P3,48,57,90,12	45PO80J+##17YY	46PO80J+##17YY	B,E
		Nylon	1100	04,09,63,57,12	45NY80JE##17YY	46NY80JE##17YY	
		Ironman	2200	65, 73	45NX80JB##17YY	46NX80JB##17YY	
		RokHard™	1100	04,09,48,60,57,12	45HI80JB##17YY	46HI80JB##17YY	
		BrimStone™	1200	04,09,60,90	45GN80J+##17YY	46GN80J+##17YY	B,Q
		Epoxy	1200	04,09	45OV80JQ##17YY	46OV80JQ##17YY	
		MaxRok™	1400	04,09,49,57,12	45MA80JB##17YY	46MA80JB##17YY	
		Phenolic	1400	04,09,48,60,57,12	45PH80JB##17YY	46PH80JB##17YY	
		High-Temp Phenolic	1100	04,09,90	45HT80JQ##17YY	46HT80JQ##17YY	
		Poly MaxRok™	1400	04,09,48,60,57,12	45MU80J+##17YY	46MU80J+##17YY	G,K
		Polyon AL™	1500	04,09,48,60,57,12	45PA80J+##17YY	46PA80J+##17YY	N,R
		DW-Black	750		45DW80JLT317YY	46DW80JLT317YY	
		DW-Red	1100		45DW80JRT317YY	46DW80JRT317YY	
		DW-Blue	1600		45DW80JBT317YY	46DW80JBT317YY	
		DW-Gray	1700		45DW80JGT317YY	46DW80JGT317YY	
		Crown DW-Red	1100		45DW80XRT3**YY	46DW80XRT3**YY	
		Crown DW-Blue	1600		45DW80XBT3**YY	46DW80XBT3**YY	
		Poly-Pro™	810	04,09,48,60,63,57,12	45PP80J+##17YY	46PP80J+##17YY	C,D,I,K,M,U,W
			1000		45PP80JP4917YY	46PP80JP4917YY	
			1000		45PP80JH6317YY	46PP80JH6317YY	
		Polymadic™	1000	04,09,48,60,63,57,12	45PM80J+##17YY	46PM80J+##17YY	I,M
		Polyon™	1400		45PU80JV6317YY	46PU80JV6317YY	
				04,09,48,60,57,12	45PU80J+##17YY	46PU80J+##17YY	G,V
		EnergySaver Polyon™	1500	04,09,48,60,57,12	45SW80JU##17YY	46SW80JU##17YY	
		PolyFlexon™ Cast	1000		45RP80JK6317YY	46RP80JK6317YY	
		PolyFlexon™	1200		45UA80J+6417YY	46UA80J+6417YY	N,O
		D-Polyon	1200		45UD80JL6417YY	46UD80JL6417YY	
		Ultraflex™	1200		45UX80J+6417YY	46UX80J+6417YY	M,O
		Champion	1700		45CP80JN6417YY	46CP80JN6417YY	
		DuraLastomer™	1000	09,48,60,57,12	45SU80JL##17YY	46SU80JL##17YY	
		Super Elastomer	1500		45SX80JI6417YY	46SX80JI6417YY	
		ErgoLastomer™	2000	04,09,64,57,12	45HU80JI##17YY	46HU80JI##17YY	
		Titan™ Polymer	2000		45PX80JO6317YY	46PX80JO6317YY	
		Conquer™	2000		45CQ80JM6417YY	46CQ80JM6417YY	
			2000		45CQ80JL6417YY	46CQ80JL6417YY	
		Semi-Steel	1400	04,09,48,60,57,12	45SS80JS##17YY	46SS80JS##17YY	
		Heavy Duty Iron	1600	04,09,48,60,57,12	45HS80JS##17YY	46HS80JS##17YY	S=Flat Tread X=Crown Tread
					45HS80JX##17YY	46HS80JX##17YY	
		Ductile	2000	04,09,48,60,B1,B5	45DS80JR##17YY	46DS80JR##17YY	
		EnergySaver Ductile™	2000	04,09,48,60,B1,B5	45CD80JR##17YY	46CD80JR##17YY	
Forged Steel	2500	04,09,63,B5,B1	45FS80JS##17YY	46FS80JS##17YY	S=Flat Tread X=Crown Tread		
			45FS80JX4P17YY	46FS80JX4P17YY			
Ironman™ V-Groove	1200		45NV80JT4P17YY	46NV80JT4P17YY			
Iron V-Groove	1200	04, 09, 48, 60, 57, 12	45VG80JT##17YY	46VG80JT##17YY			
Conductive Nylon	770		45CY80JI6217YY	46CY80JI6217YY			
Conductive Ultraflex™	700		45CX80JL6417YY	46CX80JL6417YY			



Wheel Diameter	Tread Width	Wheel Type	Load Cap.	Available Bearing Options	Replace + with desired wheel color		+Color
					Replace ## with desired wheel bearing		
					Swivel	Rigid	
8"	2"	Yoke Only			45ZZ81JZ8317YY	46ZZ81JZ8317YY	
		Neo-Energizer™	600	04,09,64,57,12	45EN81JB##17YY	46EN81JB##17YY	
		Nomadic™	700	04,09,48,60,57,12	45NM81J+##17YY	46NM81J+##17YY	A,I
		Rubber on Nylon	600	04,09,48,60,57,12	45NR81JB##17YY	46NR81JB##17YY	
		Dura Cushion™	450	04,09,63,57,12	45BC81J+##17YY	46BC81J+##17YY	X,Z
		Eco-Rubber	450	53,P3	45SN81UC##17YY	46SN81UC##17YY	
		Rubber on Aluminum	600	04,09,48,60,57,12	45RA81JB##17YY	46RA81JB##17YY	
		Mold-On Rubber	600	04,09,48,60,57,12	45RS81JB##17YY	46RS81JB##17YY	
		Supreme Rubber	810	04,09,63,57,12	45RH81JS##17YY	46RH81JS##17YY	
		Blue Ergo™	600		45BL81JL6317YY	46BL81JL6317YY	
		Thermo-Pro™	600	04,09,60,63,48,57,12	45TP81J+##17YY	46TP81J+##17YY	A,I,T,X,Y,Z
		Polyolefin	900	04,09,60,53,P3,48,57,90,12	45PO81J+##17YY	46PO81J+##17YY	B,E
		Nylon	1100	04,09,63,57,12	45NY81JE##17YY	46NY81JE##17YY	
		Ironman	2200	65,73	45NX81JB##17YY	46NX81JB##17YY	
		RokHard™	1100	04,09,48,60,57,12	45HI81JB##17YY	46HI81JB##17YY	
		BrimStone™	1200	04,09,60,90	45GN81J+##17YY	46GN81J+##17YY	B,Q
		Epoxy	1200	04,09	45OV81JQ##17YY	46OV81JQ##17YY	
		MaxRok™	1400	04,09,49,57,12	45MA81JB##17YY	46MA81JB##17YY	
		Phenolic	1400	04,09,48,60,57,12	45PH81JB##17YY	46PH81JB##17YY	
		High-Temp Phenolic	1100	04,09,90	45HT81JQ##17YY	46HT81JQ##17YY	
		Poly MaxRok™	1400	04,09,48,60,57,12	45MU81J+##17YY	46MU81J+##17YY	G,K
		Polyon AL™	1500	04,09,48,60,57,12	45PA81J+##17YY	46PA81J+##17YY	N,R
		DW-Black	750		45DW81JLT317YY	46DW81JLT317YY	
		DW-Red	1100		45DW81JRT317YY	46DW81JRT317YY	
		DW-Blue	1600		45DW81JBT317YY	46DW81JBT317YY	
		DW-Gray	1700		45DW81JGT317YY	46DW81JGT317YY	
		Crown DW-Red	1100		45DW81XRT3**YY	46DW81XRT3**YY	
		Crown DW-Blue	1600		45DW81XBT3**YY	46DW81XBT3**YY	
		Poly-Pro™	810	04,09,48,60,63,57,12	45PP81J+##17YY	46PP81J+##17YY	C,D,I,K,M,U,W
			1000		45PP81JP4917YY	46PP81JP4917YY	
			1000		45PP81JH6317YY	46PP81JH6317YY	
		Polymadic™	1000	04,09,48,60,63,57,12	45PM81J+##17YY	46PM81J+##17YY	I,M
		Polyon™	1400		45PU81JV6317YY	46PU81JV6317YY	
				04,09,48,60,57,12	45PU81J+##17YY	46PU81J+##17YY	G,V
		EnergySaver Polyon™	1500	04,09,48,60,57,12	45SW81JU##17YY	46SW81JU##17YY	
		PolyFlexon™ Cast	1000		45RP81JK6317YY	46RP81JK6317YY	
		PolyFlexon™	1200		45UA81J+6417YY	46UA81J+6417YY	N,O
		D-Polyon	1200		45UD81JL6417YY	46UD81JL6417YY	
		Ultraflex™	1200		45UX81J+6417YY	46UX81J+6417YY	M,O
		Champion	1700		45CP81JN6417YY	46CP81JN6417YY	
		DuraLastomer™	1000	09,48,60,57,12	45SU81JL##17YY	46SU81JL##17YY	
		Super Elastomer	1500		45SX81JI6417YY	46SX81JI6417YY	
		ErgoLastomer™	2000	04,09,64,57,12	45HU81JI##17YY	46HU81JI##17YY	
		Titan™ Polymer	2000		45PX81JO6317YY	46PX81JO6317YY	
		Conquer™	2000		45CQ81JM6417YY	46CQ81JM6417YY	
			2000		45CQ81JL6417YY	46CQ81JL6417YY	
			2000		45CQ81JL6417YY	46CQ81JL6417YY	
		Semi-Steel	1400	04,09,48,60,57,12	45SS81JS##17YY	46SS81JS##17YY	
		Heavy Duty Iron	1600	04,09,48,60,57,12	45HS81JS##17YY	46HS81JS##17YY	S=Flat Tread
					45HS81JX##17YY	46HS81JX##17YY	X=Crown Tread
Ductile	2000	04,09,48,60,B1,B5	45DS81JR##17YY	46DS81JR##17YY			
EnergySaver Ductile™	2000	04,09,48,60,B1,B5	45CD81JR##17YY	46CD81JR##17YY			
Forged Steel	2500	04,09,63,B5,B1	45FS81JS##17YY	46FS81JS##17YY	S=Flat Tread		
			45FS81JX4P17YY	46FS81JX4P17YY	X=Crown Tread		
Ironman™ V-Groove	1200		45NV81JT4P17YY	46NV81JT4P17YY			
Iron V-Groove	1200	04,09,48,60,57,12	45VG81JT##17YY	46VG81JT##17YY			
Conductive Nylon	770		45CY81JI6217YY	46CY81JI6217YY			
Conductive Ultraflex™	700		45CX81JL6417YY	46CX81JL6417YY			



Wheel Diameter	Tread Width	Wheel Type	Load Cap.	Available Bearing Options	Replace + with desired wheel color		+Color
					Replace ## with desired wheel bearing		
					Swivel	Rigid	
8"	2"	Yoke Only			45ZZ85JZ8317YY	46ZZ80JZ8317YY	
		Neo-Energizer™	600	04,09,64,57,12	45EN85JB##17YY	46EN80JB##17YY	
		Nomadic™	700	04,09,48,60,57,12	45NM85J+##17YY	46NM80J+##17YY	A,I
		Rubber on Nylon	600	04,09,48,60,57,12	45NR85JB##17YY	46NR80JB##17YY	
		Dura Cushion™	450	04,09,63,57,12	45BC85J+##17YY	46BC80J+##17YY	X,Z
		Eco-Rubber	450	53,P3	45SN85UC##17YY	46SN80UC##17YY	
		Rubber on Aluminum	600	04,09,48,60,57,12	45RA85JB##17YY	46RA80JB##17YY	
		Mold-On Rubber	600	04,09,48,60,57,12	45RS85JB##17YY	46RS80JB##17YY	
		Supreme Rubber	810	04,09,63,57,12	45RH85JS##17YY	46RH80JS##17YY	
		Blue Ergo™	600		45BL85JL6317YY	46BL80JL6317YY	
		Thermo-Pro™	600	04,09,60,63,48,57,12	45TP85J+##17YY	46TP80J+##17YY	A,I,T,X,Y,Z
		Polyolefin	900	04,09,60,53,P3,48,57,90,12	45PO85J+##17YY	46PO80J+##17YY	B,E
		Nylon	1100	04,09,63,57,12	45NY85JE##17YY	46NY80JE##17YY	
		Ironman	2200	65,73	45NX85JB##17YY	46NX80JB##17YY	
		RokHard™	1100	04,09,48,60,57,12	45HI85JB##17YY	46HI80JB##17YY	
		BrimStone™	1200	04,09,60,90	45GN85J+##17YY	46GN80J+##17YY	B,Q
		Epoxy	1200	04,09	45OV85JQ##17YY	46OV80JQ##17YY	
		MaxRok™	1400	04,09,49,57,12	45MA85JB##17YY	46MA80JB##17YY	
		Phenolic	1400	04,09,48,60,57,12	45PH85JB##17YY	46PH80JB##17YY	
		High-Temp Phenolic	1100	04,09,90	45HT85JQ##17YY	46HT80JQ##17YY	
		Poly MaxRok™	1400	04,09,48,60,57,12	45MU85J+##17YY	46MU80J+##17YY	G,K
		Polyon AL™	1500	04,09,48,60,57,12	45PA85J+##17YY	46PA80J+##17YY	N,R
		DW-Black	750		45DW85JLT317YY	46DW80JLT317YY	
		DW-Red	1100		45DW85JRT317YY	46DW80JRT317YY	
		DW-Blue	1600		45DW85JBT317YY	46DW80JBT317YY	
		DW-Gray	1700		45DW85JGT317YY	46DW80JGT317YY	
		Crown DW-Red	1100		45DW85XRT3**YY	46DW80XRT3**YY	
		Crown DW-Blue	1600		45DW85XBT3**YY	46DW80XBT3**YY	
		Poly-Pro™	810	04,09,48,60,63,57,12	45PP85J+##17YY	46PP80J+##17YY	C,D,I,K,M,U,W
			1000		45PP85JP4917YY	46PP80JP4917YY	
			1000		45PP85JH6317YY	46PP80JH6317YY	
		Polymadic™	1000	04,09,48,60,63,57,12	45PM85J+##17YY	46PM80J+##17YY	I,M
		Polyon™	1400		45PU85JV6317YY	46PU80JV6317YY	
				04,09,48,60,57,12	45PU85J+##17YY	46PU80J+##17YY	G,V
		EnergySaver Polyon™	1500	04,09,48,60,57,12	45SW85JU##17YY	46SW80JU##17YY	
		PolyFlexon™ Cast	1000		45RP85JK6317YY	46RP80JK6317YY	
		PolyFlexon™	1200		45UA85J+6417YY	46UA80J+6417YY	N,O
		D-Polyon	1200		45UD85JL6417YY	46UD80JL6417YY	
		Ultraflex™	1200		45UX85J+6417YY	46UX80J+6417YY	M,O
		Champion	1700		45CP85JN6417YY	46CP80JN6417YY	
		DuraLastomer™	1000	09,48,60,57,12	45SU85JL##17YY	46SU80JL##17YY	
		Super Elastomer	1500		45SX85JI6417YY	46SX80JI6417YY	
		ErgoLastomer™	2000	04,09,64,57,12	45HU85JI##17YY	46HU80JI##17YY	
		Titan™ Polymer	2000		45PX85JO6317YY	46PX80JO6317YY	
		Conquer™	2000		45CQ85JM6417YY	46CQ80JM6417YY	
			2000		45CQ85JL6417YY	46CQ80JL6417YY	
		Semi-Steel	1400	04,09,48,60,57,12	45SS85JS##17YY	46SS80JS##17YY	
		Heavy Duty Iron	1600	04,09,48,60,57,12	45HS85JS##17YY	46HS80JS##17YY	S=Flat Tread
					45HS85JX##17YY	46HS80JX##17YY	X=Crown Tread
		Ductile	2000	04,09,48,60,B1,B5	45DS85JR##17YY	46DS80JR##17YY	
EnergySaver Ductile™	2000	04,09,48,60,B1,B5	45CD85JR##17YY	46CD80JR##17YY			
Forged Steel	2500	04,09,63,B5,B1	45FS85JS##17YY	46FS80JS##17YY	S=Flat Tread		
			45FS85JX4P17YY	46FS80JX4P17YY	X=Crown Tread		
Ironman™ V-Groove	1200		45NV85JT4P17YY	46NV80JT4P17YY			
Iron V-Groove	1200	04,09,48,60,57,12	45VG85JT##17YY	46VG80JT##17YY			
Conductive Nylon	770		45CY85JI6217YY	46CY80JI6217YY			
Conductive Ultraflex™	700		45CX85JL6417YY	46CX80JL6417YY			



Wheel Diameter	Tread Width	Wheel Type	Load Cap.	Available Bearing Options	Replace + with desired wheel color		+Color
					Replace ## with desired wheel bearing		
					Swivel	Rigid	
8"	2"	Yoke Only			45ZZ89JZ8317YY	46ZZ81JZ8317YY	
		Neo-Energizer™	600	04,09,64,57,12	45EN89JB##17YY	46EN81JB##17YY	
		Nomadic™	700	04,09,48,60,57,12	45NM89J+##17YY	46NM81J+##17YY	A,I
		Rubber on Nylon	600	04,09,48,60,57,12	45NR89JB##17YY	46NR81JB##17YY	
		Dura Cushion™	450	04,09,63,57,12	45BC89J+##17YY	46BC81J+##17YY	X,Z
		Eco-Rubber	450	53,P3	45SN89UC##17YY	46SN81UC##17YY	
		Rubber on Aluminum	600	04,09,48,60,57,12	45RA89JB##17YY	46RA81JB##17YY	
		Mold-On Rubber	600	04,09,48,60,57,12	45RS89JB##17YY	46RS81JB##17YY	
		Supreme Rubber	810	04,09,63,57,12	45RH89JS##17YY	46RH81JS##17YY	
		Blue Ergo™	600		45BL89JL6317YY	46BL81JL6317YY	
		Thermo-Pro™	600	04,09,60,63,48,57,12	45TP89J+##17YY	46TP81J+##17YY	A,I,T,X,Y,Z
		Polyolefin	900	04,09,60,53,P3,48,57,90,12	45PO89J+##17YY	46PO81J+##17YY	B,E
		Nylon	1100	04,09,63,57,12	45NY89JE##17YY	46NY81JE##17YY	
		Ironman	2200	65,73	45NX89JB##17YY	46NX81JB##17YY	
		RokHard™	1100	04,09,48,60,57,12	45HI89JB##17YY	46HI81JB##17YY	
		BrimStone™	1200	04,09,60,90	45GN89J+##17YY	46GN81J+##17YY	B,Q
		Epoxy	1200	04,09	45OV89JQ##17YY	46OV81JQ##17YY	
		MaxRok™	1400	04,09,49,57,12	45MA89JB##17YY	46MA81JB##17YY	
		Phenolic	1400	04,09,48,60,57,12	45PH89JB##17YY	46PH81JB##17YY	
		High-Temp Phenolic	1100	04,09,90	45HT89JQ##17YY	46HT81JQ##17YY	
		Poly MaxRok™	1400	04,09,48,60,57,12	45MU89J+##17YY	46MU81J+##17YY	G,K
		Polyon AL™	1500	04,09,48,60,57,12	45PA89J+##17YY	46PA81J+##17YY	N,R
		DW-Black	750		45DW89JLT317YY	46DW81JLT317YY	
		DW-Red	1100		45DW89JRT317YY	46DW81JRT317YY	
		DW-Blue	1600		45DW89JBT317YY	46DW81JBT317YY	
		DW-Gray	1700		45DW89JGT317YY	46DW81JGT317YY	
		Crown DW-Red	1100		45DW89XRT3**YY	46DW89XRT3**YY	
		Crown DW-Blue	1600		45DW89XBT3**YY	46DW89XBT3**YY	
		Poly-Pro™	810	04,09,48,60,63,57,12	45PP89J+##17YY	46PP81J+##17YY	C,D,I,K,M,U,W
			1000		45PP89JP4917YY	46PP81JP4917YY	
			1000		45PP89JH6317YY	46PP81JH6317YY	
		Polymadic™	1000	04,09,48,60,63,57,12	45PM89J+##17YY	46PM81J+##17YY	I,M
		Polyon™	1400		45PU89JV6317YY	46PU81JV6317YY	
				04,09,48,60,57,12	45PU89J+##17YY	46PU81J+##17YY	G,V
		EnergySaver Polyon™	1500	04,09,48,60,57,12	45SW89JU##17YY	46SW81JU##17YY	
		PolyFlexon™ Cast	1000		45RP89JK6317YY	46RP81JK6317YY	
		PolyFlexon™	1200		45UA89J+6417YY	46UA81J+6417YY	N,O
		D-Polyon	1200		45UD89JL6417YY	46UD81JL6417YY	
		Ultraflex™	1200		45UX89J+6417YY	46UX81J+6417YY	M,O
		Champion	1700		45CP89JN6417YY	46CP81JN6417YY	
		DuraLastomer™	1000	09,48,60,57,12	45SU89JL##17YY	46SU81JL##17YY	
		Super Elastomer	1500		45SX89JI6417YY	46SX81JI6417YY	
		ErgoLastomer™	2000	04,09,64,57,12	45HU89JI##17YY	46HU81JI##17YY	
		Titan™ Polymer	2000		45PX89JO6317YY	46PX81JO6317YY	
		Conquer™	2000		45CQ89JM6417YY	46CQ81JM6417YY	
			2000		45CQ89JL6417YY	46CQ81JL6417YY	
		Semi-Steel	1400	04,09,48,60,57,12	45SS89JS##17YY	46SS81JS##17YY	
		Heavy Duty Iron	1600	04,09,48,60,57,12	45HS89JS##17YY	46HS81JS##17YY	S=Flat Tread X=Crown Tread
					45HS89JX##17YY	46HS81JX##17YY	
		Ductile	2000	04,09,48,60,B1,B5	45DS89JR##17YY	46DS81JR##17YY	
EnergySaver Ductile™	2000	04,09,48,60,B1,B5	45CD89JR##17YY	46CD81JR##17YY			
Forged Steel	2500	04,09,63,B5,B1	45FS89JS##17YY	46FS81JS##17YY	S=Flat Tread X=Crown Tread		
			45FS89JX4P17YY	46FS81JX4P17YY			
Ironman™ V-Groove	1200		45NV89JT4P17YY	46NV81JT4P17YY			
Iron V-Groove	1200	04,09,48,60,57,12	45VG89JT##17YY	46VG81JT##17YY			
Conductive Nylon	770		45CY89JI6217YY	46CY81JI6217YY			
Conductive Ultraflex™	700		45CX89JL6417YY	46CX81JL6417YY			

*The Ever-Roll is not designed to sit with load.



49/50 - Momentum™ Precision Tapered Raceway Series - 2000lb

- 2-9/16" diameter raceway is precisely machine and hardened and loaded with 3/8" hardened ball bearings
- Lower raceway thrust bearing is a tapered roller bearing that provides exceptionally smooth and easy swiveling action and counteracts radial thrust
- Grease fitting on raceway and axle
- Constructed from ASTM1045 steel
- 1/4" thick legs are double welded
- 3/4" integrally forged kingpin
- Zinc plated finish
- 1/2" axle



49CD60JR0917-0A0000



49DW60JRT317-0F0000



49 SERIES • CAPACITY 2000

A-Cam Brake (AY)	Cam Brake (CY)	Thread Guards (GY)
4-Position Lock (PY)	Universal Contact Brake (UF)	Toe Guard (4Y)

FASTENING PATTERNS

Plate Code	Overall Size	Bolt Hole Pattern	Mounting Bolt Size
17	4" x 5"	2-5/8" x 3-5/8" to 3" x 3"	3/8"

Overall Height and Swivel Radius

Wheel Diameter	Overall Height	Denotation Code	Swivel Radius
4"	5-5/8"	40	3-9/16"
5"	6-1/2"	50	4-1/2"
6"	7-1/2"	60	5-3/16"
8"	9-1/2"	80	6-3/8"



Wheel Diameter	Tread Width	Wheel Type	Load Cap.	Available Bearing Options	Replace + with desired wheel color		+Color
					Replace ## with desired wheel bearing		
					Swivel	Rigid	
4"	2"	Yoke Only			49ZZ40JZ8317YY	50ZZ40JZ8317YY	
		Neo-Energizer™	500	04,09,60,48,57,12	49EN40JB##17YY	50EN40JB##17YY	
		Mold-On Rubber	400	04,09,60,48,57,12	49RS40JB##17YY	50RS40JB##17YY	
		Phenolic	800	04,09,60,48,57,12	49PH40JB##17YY	50PH40JB##17YY	
		Phenolic Straight Sided	1000	04,09,60,57,12	49PH40TB##17YY	50PH40TB##17YY	
		High-Temp Phenolic	600	04,09,90	49HT40JQ##17YY	50HT40JQ##17YY	
		Polyon AL™	800	04,09,60,48,57,12	49PA40J+##17YY	50PA40J+##17YY	N,R
		DW-Black	470		49DW40JLT317YY	50DW40JLT317YY	
		DW-Red	540		49DW40JRT317YY	50DW40JRT317YY	
		DW-Blue	960		49DW40JBT317YY	50DW40JBT317YY	
		DW-Gray	1000		49DW40JGT317YY	50DW40JGT317YY	
		Crown DW-Red	540		49DW40XRT317YY	50DW40XRT317YY	
		Crown DW-Blue	960		49DW40XBT317YY	50DW40XBT317YY	
		Polyon™	800		49PU40JV6317YY	50PU40JV6317YY	
			800	04,09,60,48,57,12	49PU40J+##17YY	50PU40J+##17YY	G,V
		EnergySaver Polyon™	800	04,09,60,48,57,12	49SW40JU##17YY	50SW40JU##17YY	
		PolyFlexon™ Cast	700	04,09,60,48,57,12	49RP40JK##17YY	50RP40JK##17YY	
		PolyFlexon™	900		49UA40JO6417YY	50UA40JO6417YY	
		Ultraflex™	900		49UX40J+6317YY	50UX40J+6317YY	M,O
		DuraLastomer™	750	09,60,48,57,12	49SU40JL##17YY	50SU40JL##17YY	
		Super Elastomer	1200		49SX40JI6417YY	50SX40JI6417YY	
		ErgoLastomer™	1000	04,09,64,57,12	49HU40JI##17YY	50HU40JI##17YY	
		Semi-Steel	700	04,09,60,48,57,12	49SS40JS##17YY	50SS40JS##17YY	
		Heavy Duty Iron	900	04,09,60,48,57,12	49HS40JS##17YY	50HS40JS##17YY	
		Ductile	1500	04,09,60,63,57,12	49DS40JR##17YY	50DS40JR##17YY	
		Solid Steel	2000	09,63, B1,B5	49MS40JS##17YY	50MS40JS##17YY	
		EnergySaver Ductile™	1500	04,60,48,09,B1,B5	49CD40JR##17YY	50CD40JR##17YY	
		Ironman™	2000		49NX40J+4P17YY	50NX40J+4P17YY	B,I
			2000	04, 09	49NX40J+##17YY	50NX40JB##17YY	
		Ironman™ V-Groove	2000		49NV40JT4P17YY	50NV40JT4P17YY	
Iron V-Groove	600	04,09,60,48,57,12	49VG40JT##17YY	50VG40JT##17YY			
Ductile V-Groove	1500	04,09,60,48,57, B1, B5	49DV40JT##17YY	50DV40JT##17YY			
5"	2"	Yoke Only			49ZZ50JZ8317YY	50ZZ50JZ8317YY	
		Neo-Energizer™	550	04,09,60,48,57,12	49EN50JB##17YY	50EN50JB##17YY	
		Mold-On Rubber	400	04,09,60,48,57,12	49RS50JB##17YY	50RS50JB##17YY	
		Phenolic	1000	04,09,60,48,57,12	49PH50JB##17YY	50PH50JB##17YY	
		Hi-Temp Phenolic	750	04,09,90	49HT50JQ##17YY	50HT50JQ##17YY	
		Polyon AL™	900	04,09,60,48,57,12	49PA50J+##17YY	50PA50J+##17YY	N,R
		Polyon-C	900	04,09,60,48,57,12	49PR50JL##17YY	50PR50JL##17YY	
		DW-Black	550		49DW50JLT317YY	50DW50JLT317YY	
		DW-Red	750		49DW50JRT317YY	50DW50JRT317YY	
		DW-Blue	1160		49DW50JBT317YY	50DW50JBT317YY	
		DW-Gray	1200		49DW50JGT317YY	50DW50JGT317YY	
		Crown DW-Red	750		49DW50XRT317YY	50DW50XRT317YY	
		Crown DW-Blue	1160		49DW50XBT317YY	50DW50XBT317YY	
		Polyon™	1100		49PU50JV6317YY	50PU50JV6317YY	
			1100	04,09,60,48,57,12	49PU50J+##17YY	50PU50J+##17YY	G,V
		EnergySaver Polyon™	1300	04,09,60,48,57,12	49SW50JU##17YY	50SW50JU##17YY	
		PolyFlexon™ Cast	800	04,09,60,48,57,12	49RP50JK##17YY	50RP50JK##17YY	
		PolyFlexon™	900		49UA50JO6417YY	50UA50JO6417YY	
		Ultraflex™	900		49UX50J+6417YY	50UX50J+6417YY	M,O
		D-Polyon	900		49UD50JL6417YY	50UD50JL6417YY	
		DuraLastomer™	900	09,60,48,57,12	49SU50JL##17YY	50SU50JL##17YY	
		Super Elastomer	1200	04,09,64,57,12	49SX50JI##17YY	50SX50JI##17YY	
		ErgoLastomer™	1250	04,09,64,57,12	49HU50JI##17YY	50HU50JI##17YY	
		Ironman™	2000		49NX50J+4P17YY	50NX50J+4P17YY	B,I
			2000	04, 09	49NX50JB##17YY	50NX50JB##17YY	
		Semi-Steel	1000	04,09,60,48,57,12	49SS50JS##17YY	50SS50JS##17YY	
		Heavy Duty Iron	1200	04,09,60,63,57,12	49HS50JS##17YY	50HS50JS##17YY	
		Ductile	2000	04,09,60,63,B1,B5	49DS50JR##17YY	50DS50JR##17YY	
		Forged Steel	2000	02,09,60,B1,B5	49FS50JS##17YY	50FS50JS##17YY	
		EnergySaver Ductile™	2000	04,09,60,48,B1,B5	49CD50JR##17YY	50CD50JR##17YY	
Iron V-Groove	900	04,09,60,48,57,12	49VG50JT##17YY	50VG50JT##17YY			



Wheel Diameter	Tread Width	Wheel Type	Load Cap.	Available Bearing Options	Replace + with desired wheel color		+Color
					Replace ## with desired wheel bearing		
					Swivel	Rigid	
6"	2"	Yoke Only			49ZZ60JZ8317YY	50ZZ60JZ8317YY	
		Neo-Energizer™	600	04, 09, 64, 57, 12	49EN60JB##17YY	50EN60JB##17YY	
		Mold-On Rubber	550	04, 09, 48, 60, 57, 12	49RS60JB##17YY	50RS60JB##17YY	
		Supreme Rubber	700	04, 09, 48, 60, 57, 12	49RH60JS##17YY	50RH60JS##17YY	
		Phenolic	1200	04, 09, 48, 60, 57, 12	49PH60JB##17YY	50PH60JB##17YY	
		Straight-Sided Phenolic	1500		49PH60TB##17YY	50PH60TB##17YY	
		High-Temp Phenolic	900	04, 09, 90	49HT60JQ##17YY	50HT60JQ##17YY	
		Polyon AL™	1200	04, 09, 48, 60, 57, 12	49PA60J+##17YY	50PA60J+##17YY	N,R
		DW-Black	700		49DW60JLT317YY	50DW60JLT317YY	
		DW-Red	960		49DW60JRT317YY	50DW60JRT317YY	
		DW-Blue	1400		49DW60JBT317YY	50DW60JBT317YY	
		DW-Gray	1400		49DW60JGT317YY	50DW60JGT317YY	
		Crown DW-Red	960		49DW60XRT317YY	50DW60XRT317YY	
		Crown DW-Blue	1400		49DW60XBT317YY	50DW60XBT317YY	
		Polyon™	1200	04, 09, 48, 60, 57, 12	49PU60JV6317YY	50PU60JV6317YY	G,V
		EnergySaver Polyon™	1400		49PU60J+##17YY	50PU60J+##17YY	
		PolyFlexon™ Cast	900	04, 09, 63, 57, 12	49SW60JU##17YY	50SW60JU##17YY	
		PolyFlexon™	900	04, 09, 63, 57, 12	49RP60JK##17YY	50RP60JK##17YY	
		D-Polyon	1000		49UA60J+6417YY	50UA60J+6417YY	N,O
		Ultraflex™	1000		49UD60JL6417YY	50UD60JL6417YY	
		Champion	1500		49UX60JO6417YY	50UX60JO6417YY	M,O
		DuraLastomer™	1000	09, 48, 60, 57, 12	49CP60JN6417YY	50CP60JN6417YY	
		Super Elastomer	1400		49SU60JL##17YY	50SU60JL##17YY	
		ErgoLastomer™	1700	04, 09, 48, 60, 64, 57, 12	49SX60JI6417YY	50SX60JI6417YY	
		Titan™ Polymer	2000		49HU60JI##17YY	50HU60JI##17YY	
		Conquer™	1800		49PX60JO6317YY	50PX60JO6317YY	
			1800		49CQ60JM6417YY	50CQ60JM6417YY	
		Semi-Steel	1200	04, 09, 48, 60, 57, 12	49SQ60JL6417YY	50SQ60JL6417YY	
		Heavy Duty Iron	1400	04, 09, 60, 63, 57, 12	49SS60JS##17YY	50SS60JS##17YY	S=Flat Tread X=Crown Tread
				04, 09, 60, 48, 57, 12	49HS60JX##17YY	50HS60JX##17YY	
		Ductile	2000	04, 09, 60, 73, 63, B1, B5	49DS60JR##17YY	50DS60JR##17YY	
		EnergySaver Ductile™	2000	04, 09, 48, 60, 73, B1, B5	49CD60JR##17YY	50CD60JR##17YY	
Forged Steel	2000	04, 09, 73, 63, B1, B5	49FS60JS##17YY	50FS60JS##17YY	S=Flat Tread X=Crown Tread		
			49FS60JX4P17YY	50FS60JX4P17YY			
Ironman™ V-Groove	2000		49NV60JT4P17YY	50NV60JT4P17YY			
Ironman™	2000		49NX60J+4P17YY	50NX60J+4P17YY	B,I		
Iron V-Groove	1000	04, 09, 48, 60, 57, 12	49VG60JT##17YY	50VG60JT##17YY			
Ductile V-Groove	2000	04, 09, 57, 12, 63, B1, B5	49DV60JT##17YY	50DV60JT##17YY			
8"	2"	Yoke Only			49ZZ80JZ8317YY	50ZZ80JZ8317YY	
		Neo-Energizer™	600	04, 09, 64, 57, 12	49EN80JB##17YY	50EN80JB##17YY	
		Mold-On Rubber	600	04, 09, 48, 60, 57, 12	49RS80JB##17YY	50RS80JB##17YY	
		Supreme Rubber	810	04, 09, 63, 57, 12	49RH80JS##17YY	50RH80JS##17YY	
		Phenolic	1400	04, 09, 48, 60, 57, 12	49PH80JB##17YY	50PH80JB##17YY	
		High-Temp Phenolic	1100	04, 09, 90	49HT80JQ##17YY	50HT80JQ##17YY	
		Polyon AL™	1250	04, 09, 48, 60, 57, 12	49PA80J+##17YY	50PA80J+##17YY	N,R
		DW-Black	750		49DW80JLT317YY	50DW80JLT317YY	
		DW-Red	1100		49DW80JRT317YY	50DW80JRT317YY	
		DW-Blue	1600		49DW80JBT317YY	50DW80JBT317YY	
		DW-Gray	1700		49DW80JGT317YY	50DW80JGT317YY	
		Crown DW-Red	1100		49DW80XRT317YY	50DW80XRT317YY	
		Crown DW-Blue	1600		49DW80XBT317YY	50DW80XBT317YY	
		Polyon™	1400	04, 09, 48, 60, 57, 12	49PU80JV6317YY	50PU80JV6317YY	G,V
		EnergySaver Polyon™	1500		49PU80J+##17YY	50PU80J+##17YY	
		PolyFlexon™ Cast	1000	04, 09, 48, 60, 57, 12	49SW80JU##17YY	50SW80JU##17YY	
		PolyFlexon™	1200		49RP80JK6317YY	50RP80JK6317YY	
		D-Polyon	1200		49UA80J+6417YY	50UA80J+6417YY	N,O
		Ultraflex™	1200		49UD80JL6417YY	50UD80JL6417YY	
		Champion	1700		49UX80J+6417YY	50UX80J+6417YY	M,O
		DuraLastomer™	1000	09, 48, 60, 57, 12	49CP80JN6417YY	50CP80JN6417YY	
		Super Elastomer	1500		49SU80JL##17YY	50SU80JL##17YY	
		ErgoLastomer™	2000	04, 09, 64, 57, 12	49SX80JI6417YY	50SX80JI6417YY	
		Titan™ Polymer	2000		49HU80JI##17YY	50HU80JI##17YY	
		Titan™ Polymer	2000		49PX80JO6317YY	50PX80JO6317YY	
			2000		49CQ80JR6417YY	50CQ80JR6417YY	
		Semi-Steel	1400	04, 09, 48, 60, 57, 12	49SQ80JL6417YY	50SQ80JL6417YY	
		Heavy Duty Iron	1600	04, 09, 48, 60, 57, 12	49SS80JS##17YY	50SS80JS##17YY	S=Flat Tread X=Crown Tread
				04, 09, 48, 60, B1, B5	49HS80JX##17YY	50HS80JX##17YY	
		Ductile	2000	04, 09, 48, 60, B1, B5	49DS80JR##17YY	50DS80JR##17YY	
		EnergySaver Ductile™	2000	04, 09, 48, 60, B1, B5	49CD80JR##17YY	50CD80JR##17YY	
		Forged Steel	2000	04, 09, 63, B5, B1	49FS80JS##17YY	50FS80JS##17YY	S=Flat Tread X=Crown Tread
49FS80JX4P17YY	50FS80JX4P17YY						
Ironman™	2000		49NV80JT4P17YY	50NV80JT4P17YY			
Ironman™ V-Groove	2000		49NX80J+4P17YY	50NX80J+4P17YY	B,I		
Iron V-groove	1200	04, 09, 48, 60, 57, 12	49VG80JT##17YY	50VG80JT##17YY			



4L Heavy Duty Modular Stem Series - 1500LB

Modular design offers flexibility in design with a variety of mounting stem options

- ASTM1045 forged integral structure of hardened raceway
- 3/4" hexagon mounting holes to secure the modular stem
- Large selections of Wheels, Bearings, & Brake options
- Grease fitting in the raceway and axle for maintenance
- Majority of this series and wheel types are NSF Listed
- Bright Zinc as standard



Fastening Options			
Stem Code	Size	Stem Type	Modular Part #
ZZ		3/4" Hexagon hole	
C2	5/8" - 11 x 4"	Threaded	4LSTC2
T3	3/4" - 10 x 1-3/4"	Threaded	4LSTT3
T1	3/4" - 10 x 2-1/4"	Threaded	4LSTT1
D7	3/4" - 10 x 4"	Threaded	4LSTTD7
S7	3/4" - 10 x 4-1/4"	Threaded	4LSTS7
F8	3/4" - 10 X 8"	Threaded	4LSTF8
T2	1" - 8 x 2-1/4"	Threaded	4LSTT2
C7	1" - 8 x 4"	Threaded	4LSTC7
T18	1" - 8 x 8"	Threaded	4LSTT18
D5	1" dia x 2-1/2"	3/8" CRX DRL	4LSTD5
L2	3/4" dia x 4	Plain	4LSTL2
L3	7/8" dia x 4	Plain	4LSTL3
L4	1" dia x 4	Plain	4LSTL4
L5	1-3/8" dia x 4	Plain	4LSTL5
19	4-1/2" x 6-1/4"	Plate, w/ bolt hole spacing 2-7/16" x 4-15/16" to 3-3/8" x 5-1/4", mounting bolt 1/2"	4LTP19
20	5" x 5-1/2"	Plate, w/ bolt hole spacing 4-1/8" x 4-1/2" mounting bolt 3/8"	4LTP20
P3	140mm x 110mm	Plate, w/ bolt hole spacing 105mm x 75mm to 80mm, mount bolt 7/16"	4LTPMP3
Overall Height and Swivel Radius			
Wheel Diameter	Overall Height	Denotation Code	Swivel Radius
4"	5-7/16"	40	3-3/16"
5"	6-5/16"	50	3-7/8"
6"	7-5/16"	60	4-9/16"
8"	9-5/16"	80	5-15/16"

* Add 1/4" to Overall Height when the modular is plate.



Wheel Diameter	Tread Width	Wheel Type	Load Cap.	Available Bearing Options	Replace + with desired wheel color	+Color
					Replace ## with desired wheel bearing	
4"	2"	Yoke Only			4LZZ40JZ83**YY	
		Neo-Energizer™	500	04,09,60,48,57,12	4LEN40JB##**YY	
		Nomadic™	400	04,09,60,48,57,12	4LNM40J+##**YY	A,I
		Rubber on Nylon	400	04,09,60,48,57,12	4LNR40JB##**YY	
		Rubber on Aluminum	400	04,09,60,48,57,12	4LRA40JB##**YY	
		Low Profile Rubber	300	04,09,60,48,57,12	4LLP40JB##**YY	
		Mold-On Rubber	400	04,09,60,48,57,12	4LRS40JB##**YY	
		Blue Ergo™	400	4R,63,72	4LBL40JL63**YY	
		Thermo-Pro™	300	04,09,60,63,48,57,12	4LTP40J+##**YY	A,I,T,Y
		Xtreme Wheel	200	02	4LSL40JA62**YY	
		Polyolefin	500	04,09,60,63,48,57,12	4LPO40J+##**YY	B,E
		Nylon	810	04,09,60,48,57,12	4LNY40JE##**YY	
		Ironman™	1500	04,09,60,48,65,73,12	4LNX40JB##**YY	
		RokHard™	800	04,09,62,57,12	4LHI40JB##**YY	
		BrimStone™	800	04,09,90	4LGN40J+##**YY	B,Q
		Epoxy	800	04,09,90	4LOV40JQ##**YY	
		MaxRok™	800	04,09,49,57,12	4LMA40JB##**YY	
		Phenolic	800	04,09,60,48,57,12	4LPH40JB##**YY	
		Phenolic Straight Sided	1000	04,09,60,57,12	4LPH40TB##**YY	
		High-Temp Phenolic	600	04,09,90	4LHT40JQ##**YY	
		Polygon MaxRok™	700	04,09,60,48,57,12	4LMU40J+##**YY	G,K
		Polygon AL™	800	04,09,60,48,57,12	4LPA40J+##**YY	N,R
		DW-Black	470		4LDW40JLT3**YY	
		DW-Red	540		4LDW40JRT3**YY	
		DW-Blue	960		4LDW40JBT3**YY	
		DW-Gray	1000		4LDW40JGT3**YY	
		Crown DW-Red	540		4LDW40XRT3**YY	
		Crown DW-Blue	960		4LDW40XBT3**YY	
		Poly-Pro™	500	04,09,60,62,48,57,12	4LPP40J+##**YY	D,K,M,U,W
			600		4LPP40JP49**YY	
		Polymadic™	600	04,09,60,49,48,57,12	4LPM40J+##**YY	I,M
		Polyon™	800		4LPU40JV63**YY	
			800	04,09,60,48,57,12	4LPU40J+##**YY	G,V
		EnergySaver Polyon™	800	04,09,60,48,57,12	4LSW40JU##**YY	
		PolyFlexon™ Cast	700	04,09,60,48,57,12	4LRP40JK##**YY	
		PolyFlexon™	900		4LUA40JO64**YY	
		Ultraflex™	900		4LUX40J+63**YY	M,O
		DuraLastomer™	750	09,60,48,57,12	4LSU40JL##**YY	
		Super Elastomer	1200		4LSX40JI64**YY	
		ErgoLastomer™	1000	04,09,64,57,12	4LHU40JI##**YY	
		Semi-Steel	700	04,09,60,48,57,12	4LSS40JS##**YY	
		Heavy Duty Iron	900	04,09,60,48,57,12	4LHS40JS##**YY	
		Ductile	1500	04,09,60,63,57,12	4LDS40JR##**YY	
		Solid Steel	1500	09,63, B1,B5	4LMS40JS##**YY	
		EnergySaver Ductile™	1250	04,60,48,09,B1,B5	4LCD40JR##**YY	
Ironman™ V-Groove	1000		4LNV40JT4P**YY			
MaxRok™ V-Groove	800	04,09,60,48,57,12	4LMV40JT##**YY			
Iron V-Groove	600	04,09,60,48,57,12	4LVG40JT##**YY			
Ductile V-Groove	1500	04,09,60,48,57, B1, B5	4LDV40JT##**YY			
Conductive Ultraflex™	500		4LCX40JL63**YY			
4"	1-13/16"	Solid Steel V-Groove	1500		4LSV40IT14**YY	



Wheel Diameter	Tread Width	Wheel Type	Load Cap.	Available Bearing Options	Replace + with desired wheel color		+Color	
					Replace ## with desired wheel bearing			
5"	2"	Yoke Only				4LZZ50JZ83**YY		
		Neo-Energizer™	550	04,09,60,48,57,12		4LEN50JB##**YY		
		Nomadic™	500	04,09,60,48,57,12		4LNM50J+##**YY		A,I
		Rubber on Nylon	450	04,09,60,48,57,12		4LNR50JB##**YY		
		Rubber on Aluminum	500	04,09,60,48,57,12		4LRA50JB##**YY		
		Mold-On Rubber	400	04,09,60,48,57,12		4LRS50JB##**YY		
		Blue Ergo™	400			4LBL50JL63**YY		
		CushEndure™	400			4LGR50JB19**YY		
		Thermo-Pro™	350	04,09,60,48,57,12		4LTP50J+##**YY		A,I,T,X,Y,Z
		Xtreme Wheel	250	03		4LSL50JA62**YY		
		Polyolefin	650	04,09,60,48,57,12		4LPO50J+##**YY		B,E
		Nylon	900	04,09,60,48,57,12		4LNY50JE##**YY		
		Ironman	1500	65,73		4LNX50J+##**YY		B,I
		RokHard™	900	04,09,60,57,12		4LHI50JB##**YY		
		BrimStone™	1000	04,09,90		4LGN50J+##**YY		B,Q
		Epoxy	1000	04,09,90		4LOV50JQ##**YY		
		MaxRok™	1000	04,09,63,49,57,12		4LMA50JB##**YY		
		Phenolic	1000	04,09,60,48,57,12		4LPH50JB##**YY		
		High-Temp Phenolic	750	04,09,90		4LHT50JQ##**YY		
		Sterollizer™	450			4LSL50JCB8**YY		
		Polyon MaxRok™	1000	04,09,60,63,48,57,12		4LMU50J+##**YY		G,K
		Polyon AL™	900	04,09,60,48,57,12		4LPA50J+##**YY		N,R
		Polyon-C	900	04,09,60,48,57,12		4LPR50JL##**YY		
		DW-Black	550			4LDW50JLT3**YY		
		DW-Red	750			4LDW50JRT3**YY		
		DW-Blue	1160			4LDW50JBT3**YY		
		DW-Gray	1200			4LDW50JGT3**YY		
		Crown DW-Red	750			4LDW50XRT3**YY		
		Crown DW-Blue	1160			4LDW50XBT3**YY		
		Poly-Pro™	600	04,09,48,60,63,57,12		4LPP50J+##**YY		B,C,D,K,M,U,W
			700			4LPP50JP49**YY		
						4LPP50JH63**YY		
		Polymadic™	750	04,09,48,60,63,57,12		4LPM50J+##**YY		I,M
		Polyon™	1100			4LPU50JV63**YY		
			1100	04,09,60,48,57,12		4LPU50J+##**YY		G,V
		EnergySaver Polyon™	1300	04,09,60,48,57,12		4LSW50JU##**YY		
		PolyFlexon™ Cast	800	04,09,60,48,57,12		4LRP50JK##**YY		
		PolyFlexon™	900			4LUA50JO64**YY		
		Ultraflex™	900			4LUX50JO64**YY		M,O
		D-Polyon	900			4LUD50JL64**YY		
		DuraLastomer™	900	09,60,48,57,12		4LSU50JL##**YY		
		Super Elastomer	1200	04,09,64,57,12		4LSX50JI##**YY		
		ErgoLastomer™	1400	04,09,64,57,12		4LHU50JI##**YY		
		Semi-Steel	1000	04,09,60,48,57,12		4LSS50JS##**YY		
		Heavy Duty Iron	1200	04,09,60,63,57,12		4LHS50JS##**YY		
Ductile	1250	04,09,60,63,B1,B5		4LDS50JR##**YY				
Forged Steel	1500	02,09,60,B1,B5		4LFS50JS##**YY				
EnergySaver Ductile™	1500	04,09,60,48,B1,B5		4LCD50JR##**YY				
Iron V-Groove	900	04,09,60,48,57,12		4LVG50JT##**YY				
Conductive Nylon	630	04,09,60,48,57,12		4LCY50JH##**YY				
Conductive Ultraflex™	540			4LCX50JL64**YY				



Wheel Diameter	Tread Width	Wheel Type	Load Cap.	Available Bearing Options	Replace + with desired wheel color	+Color
					Replace ## with desired wheel bearing	
6"	2"	Yoke Only			4LZZ60JZ83**YY	
		Neo-Energizer™	600	04, 09,64, 57, 12	4LEN60JB##**YY	
		Pneumatic	200		4LFP60JB60**YY	
		Foam Filled	200		4LFF60JB60**YY	
		Ever-Roll™	200		4LER60J+60**YY	B,I
		Nomadic™	600	04,09,48,60,57,12	4LNM60J+##**YY	A,I
		Rubber on Nylon	550	04,09,48,60,57,12	4LNR60JB##**YY	
		Dura Cushion™	350	04,09,63,57,12	4LBC60J+##**YY	X,Z
		Eco-Rubber	350		4LSN60JB53**YY	
		Rubber on Aluminum	550	04,09,48,60,57,12	4LRA60JB##**YY	
		Mold-On Rubber	550	04,09,48,60,57,12	4LRS60JB##**YY	
		Supreme Rubber	700	04,09,48,60,57,12	4LRH60JS##**YY	
		Blue Ergo™	550		4LBL60JL63**YY	
		Thermo-Pro™	500	04,09,60,63,48,57,12	4LTP60J+##**YY	A,I,T,X,Y,Z
		Xtreme Wheel	350	04	4LSL60JA62**YY	
		Polyolefin	700	04,09,60,53,P3,48,57,12	4LPO60J+##**YY	B,E
		Nylon	1000	04,09,63,57,12	4LNY60JE##**YY	
		Ironman	1500	65, 73	4LNX60JB##**YY	
		RokHard™	1000	04,09,48,60,57,12	4LHI60JB##**YY	
		BrimStone™	1100	04,09,60,90	4LGN60J+##**YY	B,Q
		Epoxy	1100	04,09,90	4LOV60JQ##**YY	
		MaxRok™	1200	04,09,63,57,12	4LMA60JB##**YY	
		Phenolic	1200	04,09,48,60,57,12	4LPH60JB##**YY	
		Straight-Sided Phenolic	1500		4LPH60TB##**YY	
		High-Temp Phenolic	900	04,09,90	4LHT60JQ##**YY	
		Poly MaxRok™	1200	04,09,48,60,57,12	4LMU60J+##**YY	G,K
		Polygon AL™	1200	04,09,48,60,57,12	4LPA60J+##**YY	N,R
		Polygon-C	1200	04,09,48,60,57,12	4LPR60JL##**YY	
		DW-Black	700		4LDW60JLT3**YY	
		DW-Red	960		4LDW60JRT3**YY	
		DW-Blue	1400		4LDW60JBT3**YY	
		DW-Gray	1440		4LDW60JGT3**YY	
		Crown DW-Red	960		4LDW60XRT3**YY	
		Crown DW-Blue	1400		4LDW60XBT3**YY	
		Poly-Pro™	720	04,09,48,60,63,57,12	4LPP60J+##**YY	D,I,K,M,U,W
			900		4LPP60JP49**YY	
		Polymadic™	900	04,09,48,60,63,57,12	4LPP60JH63**YY	
					4LPM60J+##**YY	I,M
		Polyon™	1200	04,09,48,60,57,12	4LPU60JV63**YY	
					4LPU60J+##**YY	G,V
		EnergySaver Polyon™	1250	04,09,63,57,12	4LSW60JU##**YY	
		PolyFlexon™ Cast	900	04,09,63,57,12	4LRP60JK##**YY	
		PolyFlexon™	900		4LUA60J+64**YY	N,O
		D-Polygon	1000		4LUD60JL64**YY	
		Ultraflex™	1000		4LUX60JO64**YY	
		Champion	1200		4LCP60JN64**YY	
		DuraLastomer™	1000	09,48,60,57,12	4LSU60JL##**YY	
		Super Elastomer	1400		4LSX60JI64**YY	
		ErgoLastomer™	1500	04,09,48,60,64,57,12	4LHU60JI##**YY	
		Titan™ Polymer	1500		4LPX60JO63**YY	
Conquer™	1200		4LCQ60JM64**YY			
	1200		4LCQ60JL64**YY			
Semi-Steel	1200	04,09,48,60,57,12	4LSS60JS##**YY			
Heavy Duty Iron	1400	04,09,60,48,57,12	4LHS60JS##**YY	S=Flat Tread		
			4LHS60JX##**YY	X=Crown Tread		
Ductile	1500	04,09,60,73,63,B1,B5	4LDS60JR##**YY			
EnergySaver Ductile™	1500	04,09,48, 60,73,B1,B5	4LCD60JR##**YY			
Forged Steel	1500	04,09,73,63,B1,B5	4LFS60JS##**YY	S=Flat Tread		
			4LFS60JX4P**YY	X=Crown Tread		
Ironman™ V-Groove	1000		4LNV60JT4P**YY			
Iron V-Groove	1000	04,09,48,60,57,12	4LVG60JT##**YY			
Ductile V-Groove	1500	04,09,57,12,63,B1,B5	4LDV60JT##**YY			
Conductive Nylon	700		4LCY60JI62**YY			
Conductive Ultraflex™	600		4LCX60JL64**YY			

The Ever-Roll is not designed to sit.



Wheel Diameter	Tread Width	Wheel Type	Load Cap.	Available Bearing Options	Replace + with desired wheel color		+Color
					Replace ## with desired wheel bearing		
8"	2"	Yoke Only				4LZZ80JZ83**YY	
		Neo-Energizer™	600	04,09,64,57,12		4LEN80JB##**YY	
		Nomadic™	700	04,09,48,60,57,12		4LNM80J+##**YY	A,I
		Rubber on Nylon	600	04,09,48,60,57,12		4LNR80JB##**YY	
		Dura Cushion™	450	04,09,63,57,12		4LBC80J+##**YY	X,Z
		Eco-Rubber	450	53,P3		4LSN80UC##**YY	
		Rubber on Aluminum	600	04,09,48,60,57,12		4LRA80JB##**YY	
		Mold-On Rubber	600	04,09,48,60,57,12		4LRS80JB##**YY	
		Supreme Rubber	810	04,09,63,57,12		4LRH80JS##**YY	
		Blue Ergo™	600			4LBL80JL63**YY	
		Thermo-Pro™	600	04,09,60,63,48,57,12		4LTP80J+##**YY	A,I,T,X,Y,Z
		Xtreme Wheel	400	05		4LSL80JA62**YY	
		Polyolefin	900	04,09,60,53,P3,48,57,90,12		4LPO80J+##**YY	B,E
		Nylon	1100	04,09,63,57,12		4LNY80JE##**YY	
		Ironman	1500	65,73		4LNX80JB##**YY	
		RokHard™	1100	04,09,48,60,57,12		4LHI80JB##**YY	
		BrimStone™	1200	04,09,60,90		4LGN80J+##**YY	B,Q
		Epoxy	1200	04,09		4LOV80JQ##**YY	
		MaxRok™	1400	04,09,49,57,12		4LMA80JB##**YY	
		Phenolic	1400	04,09,48,60,57,12		4LPH80JB##**YY	
		High-Temp Phenolic	1100	04,09,90		4LHT80JQ##**YY	
		Poly MaxRok™	1400	04,09,48,60,57,12		4LMU80J+##**YY	G,K
		Polyon AL™	1500	04,09,48,60,57,12		4LPA80J+##**YY	N,R
		DW-Black	750			4LDW80JLT3**YY	
		DW-Red	1100			4LDW80JRT3**YY	
		DW-Blue	1500			4LDW80JBT3**YY	
		DW-Gray	1500			4LDW80JGT3**YY	
		Crown DW-Red	1100			4LDW80XRT3**YY	
		Crown DW-Blue	1500			4LDW80XBT3**YY	
		Poly-Pro™	810	04,09,48,60,63,57,12		4LPP80J+##**YY	C,D,I,K,M,U,W
			1000			4LPP80JP49**YY	
			1000			4LPP80JH63**YY	
		Polymadic™	1000	04,09,48,60,63,57,12		4LPM80J+##**YY	I,M
		Polyon™	1500			4LPU80JV63**YY	
				04,09,48,60,57,12		4LPU80J+##**YY	G,V
		EnergySaver Polyon™	1500	04,09,48,60,57,12		4LSW80JU##**YY	
		PolyFlexon™ Cast	1000			4LRP80JK63**YY	
		PolyFlexon™	1200			4LUA80J+64**YY	N,O
		D-Polyon	1200			4LUD80JL64**YY	
		Ultraflex™	1200			4LUX80JO64**YY	
		Champion	1500			4LCP80JN64**YY	
		DuraLastomer™	1000	09,48,60,57,12		4LSU80JL##**YY	
		Super Elastomer	1500			4LSX80JI64**YY	
		ErgoLastomer™	1500	04,09,64,57,12		4LHU80JI##**YY	
		Titan™ Polymer	1500			4LPX80JO63**YY	
1500				4LCQ80JM64**YY			
Conquer™	1500			4LCQ80JL64**YY			
	1500						
Semi-Steel	1400	04,09,48,60,57,12		4LSS80JS##**YY			
Heavy Duty Iron	1400	04,09,48,60,57,12		4LHS80JS##**YY	S=Flat Tread		
				4LHS80JX##**YY	X=Crown Tread		
Ductile	1500	04,09,48,60,B1,B5		4LDS80JR##**YY			
EnergySaver Ductile™	1500	04,09,48,60,B1,B5		4LCD80JR##**YY			
Forged Steel	1500	04,09,63,B1,B5		4LFS80JS##**YY	S=Flat Tread		
				4LFS80JX4P**YY	X=Crown Tread		
Ironman™ V-Groove	1200			4LNV80JT4P**YY			
Iron V-Groove	1200	04,09,48,60,57,12		4LVG80JT##**YY			
Conductive Nylon	770			4LCY80JI62**YY			
Conductive Ultraflex™	700			4LCX80JL64**YY			

*The Ever-Roll is not designed to sit.

47 Kingpinless Caster - 2500lb

- Hot forged ASTM1045 for the highest density and hardened for durability
- The inner raceway is forged integrally with the top plate
- Majority of this series and wheel types are NSF Listed
- Large selections of wheels, bearings & brake options
- Grease fitting in raceway and axle for maintenance
- Bright Zinc finish as standard



47DW60JRT319-0U0000



47HU60JI6419-000004



4L SERIES • CAPACITY 1500

A-Cam Brake (AY)	Cam Brake (CY)	4-Position Lock (PY)	Top Lock Brake (TY)
Universal Contact Brake (UF)	Face Contact Brake (FY)	Toe Guard (4Y)	

FASTENING PATTERNS

Plate Code	Overall Size	Bolt Hole Pattern	Mounting Bolt Size
19	4-1/2" x 6-1/4"	2-7/16" x 4-15/16" slotted to 3-3/8" x 5-1/4"	1/2

Overall Height and Swivel Radius

Wheel Diameter	Overall Height	Denotation Code	Swivel Radius
4"	5-5/8"	40	3-1/8"
5"	6-1/2"	50	4"
6"	7-1/2"	60	4-9/16"
8"	10-1/8"	80	6-3/4"
	9-1/2"	81	6-1/4"



47 SERIES • CAPACITY 2500

Wheel Diameter	Tread Width	Wheel Type	Load Cap.	Available Bearing Options	Replace + with a desired wheel color		+Color
					Replace ## with desired wheel bearing		
					Swivel	Rigid	
4"	2"	Yoke Only			47ZZ40JZ8319YY	48ZZ40JZ8319YY	
4"	1-13/16"	Solid Steel V-Groove	2500		47SV40IT1419YY	48SV40IT1419YY	
4"	2"	Neo-Energizer™	500	04,09,60,48,57,12	47EN40JB##19YY	48EN40JB##19YY	
		Nomadic™	400	04,09,60,48,57,12	47NM40J+##19YY	48NM40J+##19YY	A,I
		Rubber on Nylon	400	04,09,60,48,57,12	47NR40JB##19YY	48NR40JB##19YY	
		Rubber on Aluminum	400	04,09,60,48,57,12	47RA40JB##19YY	48RA40JB##19YY	
		Low Profile Rubber	300	04,09,60,48,57,12	47LP40JB##19YY	48LP40JB##19YY	
		Mold-On Rubber	400	04,09,60,48,57,12	47RS40JB##19YY	48RS40JB##19YY	
		Blue Ergo™	400		47BL40JL6319YY	48BL40JL6319YY	
		Thermo-Pro™	300	04,09,60,63,48,57,12	47TP40J+##19YY	48TP40J+##19YY	A,I,T,Y
		Xtreme Wheel	200	02	47SL40JA6219YY	48SL40JA6219YY	
		Polyolefin	500	04,09,60,63,48,57,12	47PO40J+##19YY	48PO40J+##19YY	B,E
		Nylon	810	04,09,60,48,57,12	47NY40JE##19YY	48NY40JE##19YY	
		Ironman™	2200	04,09,60, 48,65,73,12	47NX40JB##19YY	48NX40JB##19YY	
		RokHard™	800	04,09,62,57,12	47HI40JB##19YY	48HI40JB##19YY	
		BrimStone™	800	04,09,90	47GN40J+##19YY	48GN40J+##19YY	B,Q
		Epoxy	800	04,09,90	47OV40JQ##19YY	48OV40JQ##19YY	
		MaxRok™	800	04,09,49,57,12	47MA40JB##19YY	48MA40JB##19YY	
		Phenolic	800	04,09,60,48,57,12	47PH40JB##19YY	48PH40JB##19YY	
		Phenolic(Straight Sided)	1000	04,09,60,57,12	47PH40TB##19YY	48PH40TB##19YY	
		High-Temp Phenolic	600	04,09,90	47HT40JQ##19YY	48HT40JQ##19YY	
		Polygon MaxRok™	700	04,09,60,48,57,12	47MU40J+##19YY	48MU40J+##19YY	G,K
		Polygon AL™	800	04,09,60,48,57,12	47PA40J+##19YY	48PA40J+##19YY	N,R
		DW-Black	470		47DW40JLT319YY	48DW40JLT319YY	
		DW-Red	540		47DW40JRT319YY	48DW40JRT319YY	
		DW-Blue	960		47DW40JBT319YY	48DW40JBT319YY	
		DW-Gray	1000		47DW40JGT319YY	48DW40JGT319YY	
		Crown DW-Red	540		47DW40XRT319YY	48DW40XRT319YY	
		Crown DW-Blue	960		47DW40XBT319YY	48DW40XBT319YY	
		Poly-Pro™	500	04,09,60,62,48,57,12	47PP40J+##19YY	48PP40J+##19YY	D,K,M,U,W
			600		47PP40JP4919YY	48PP40JP4919YY	
		Polymadic™	600	04,09,60,49,48,57,12	47PM40J+##19YY	48PM40J+##19YY	I,M
		Polygon™	800		47PU40JV6319YY	48PU40JV6319YY	
			800	04,09,60,48,57,12	47PU40J+##19YY	48PU40J+##19YY	G,V
		EnergySaver Polygon™	800	04,09,60,48,57,12	47SW40JU##19YY	48SW40JU##19YY	
		PolyFlexon™ Cast	700	04,09,60,48,57,12	47RP40JK##19YY	48RP40JK##19YY	
		PolyFlexon™	900		47UA40JO6419YY	48UA40JO6419YY	
		Ultraflex™	900		47UX40JO6319YY	48UX40JO6319YY	
		DuraLastomer™	750	09,60,48,57,12	47SU40JL##19YY	48SU40JL##19YY	
		Super Elastomer	1200		47SX40JI6419YY	48SX40JI6419YY	
		ErgoLastomer™	1000	04,09,64,57,12	47HU40JI##19YY	48HU40JI##19YY	
		Semi-Steel	700	04,09,60,48,57,12	47SS40JS##19YY	48SS40JS##19YY	
		Heavy Duty Iron	900	04,09,60,48,57,12	47HS40JS##19YY	48HS40JS##19YY	
		Ductile	1500	04,09,60,63,57,12	47DS40JR##19YY	48DS40JR##19YY	
		Solid Steel	2500	09,63, B1,B5	47MS40JS##19YY	48MS40JS##19YY	
		EnergySaver Ductile™	1500	04,60,48,09,B1,B5	47CD40JR##19YY	48CD40JR##19YY	
		Ironman™ V-Groove	2200		47NV40JT4P19YY	48NV40JT4P19YY	
MaxRok™ V-Groove	800	04,09,60,48,57,12	47MV40JT##19YY	48MV40JT##19YY			
Iron V-Groove	600	04,09,60,48,57,12	47VG40JT##19YY	48VG40JT##19YY			
Ductile V-Groove	1500	04,09,60,48,57, B1, B5	47DV40JT##19YY	48DV40JT##19YY			
Conductive Ultraflex™	500		47CX40JL6319YY	48CX40JL6319YY			



Wheel Diameter	Tread Width	Wheel Type	Load Cap.	Available Bearing Options	Replace + with a desired wheel color		+Color
					Replace ## with desired wheel bearing		
					Swivel	Rigid	
5"	2"	Yoke Only			47ZZ50JZ8319YY	48ZZ50JZ8319YY	
		Neo-Energizer™	550	04,09,60,48,57,12	47EN50JB##19YY	48EN50JB##19YY	
		Nomadic™	500	04,09,60,48,57,12	47NM50J+##19YY	48NM50J+##19YY	A,I
		Rubber on Nylon	450	04,09,60,48,57,12	47NR50JB##19YY	48NR50JB##19YY	
		Rubber on Aluminum	500	04,09,60,48,57,12	47RA50JB##19YY	48RA50JB##19YY	
		Mold-On Rubber	400	04,09,60,48,57,12	47RS50JB##19YY	48RS50JB##19YY	
		Blue Ergo™	400		47BL50JL6319YY	48BL50JL6319YY	
		Thermo-Pro™	350	04,09,60,48,57,12	47TP50J+##19YY	48TP50J+##19YY	A,I,T,X,Y,Z
		Xtreme Wheel	250	03	47SL50JA6219YY	48SL50JA6219YY	
		Polyolefin	650	04,09,60,48,57,12	47PO50J+##19YY	48PO50J+##19YY	B,E
		Nylon	900	04,09,60,48,57,12	47NY50JE##19YY	48NY50JE##19YY	
		Ironman	2200	65,73	47NX50J+##19YY	48NX50J+##19YY	B,I
		RokHard™	900	04,09,62,57,12	47HI50JB##19YY	48HI50JB##19YY	
		BrimStone™	1000	04,09,90	47GN50J+##19YY	48GN50J+##19YY	B,Q
		Epoxy	1000	04,09,90	47OV50JQ##19YY	48OV50JQ##19YY	
		MaxRok™	1000	04,09,63,49,57,12	47MA50JB##19YY	48MA50JB##19YY	
		Phenolic	1000	04,09,60,48,57,12	47PH50JB##19YY	48PH50JB##19YY	
		Hi-Temp Phenolic	750	04,09,90	47HT50JQ##19YY	48HT50JQ##19YY	
		Sterolizer™	450		47SL50JCB819YY	48SL50JCB819YY	
		Polygon MaxRok™	1000	04,09,60,63,48,57,12	47MU50J+##19YY	48MU50J+##19YY	G,K
		Polygon AL™	900	04,09,60,48,57,12	47PA50J+##19YY	48PA50J+##19YY	N,R
		Polygon-C	900	04,09,60,48,57,12	47PR50JL##19YY	48PR50JL##19YY	
		DW-Black	550		47DW50JLT319YY	48DW50JLT319YY	
		DW-Red	750		47DW50JRT319YY	48DW50JRT319YY	
		DW-Blue	1160		47DW50JBT319YY	48DW50JBT319YY	
		DW-Gray	1200		47DW50JGT319YY	48DW50JGT319YY	
		Crown DW-Red	750		47DW50XRT319YY	48DW50XRT319YY	
		Crown DW-Blue	1160		47DW50XBT319YY	48DW50XBT319YY	
		Poly-Pro™	600	04,09,48,60,63,57,12	47PP50J+##19YY	48PP50J+##19YY	B,C,D,K,M,U,W
			700		47PP50JP4919YY	48PP50JP4919YY	
					47PP50JH6319YY	48PP50JH6319YY	
		Polymadic™	750	04,09,48,60,63,57,12	47PM50J+##19YY	48PM50J+##19YY	I,M
		Polygon™	1100		47PU50JV6319YY	48PU50JV6319YY	
			1100	04,09,60,48,57,12	47PU50J+##19YY	48PU50J+##19YY	G,V
		EnergySaver Polygon™	1300	04,09,60,48,57,12	47SW50JU##19YY	48SW50JU##19YY	
		PolyFlexon™ Cast	800	04,09,60,48,57,12	47RP50JK##19YY	48RP50JK##19YY	
		PolyFlexon™	900		47UA50JO6419YY	48UA50JO6419YY	
		Ultraflex™	900		47UX50JO6419YY	48UX50JO6419YY	
		D-Polygon	900		47UD50JL6419YY	48UD50JL6419YY	
		DuraLastomer™	900	09,60,48,57,12	47SU50JL##19YY	48SU50JL##19YY	
		Super Elastomer	1200	04,09,64,57,12	47SX50JI##19YY	48SX50JI##19YY	
		ErgoLastomer™	1400	04,09,64,57,12	47HU50JI##19YY	48HU50JI##19YY	
		Semi-Steel	1000	04,09,60,48,57,12	47SS50JS##19YY	48SS50JS##19YY	
		Heavy Duty Iron	1200	04,09,60,63,57,12	47HS50JS##19YY	48HS50JS##19YY	
		Ductile	1500	04,09,60,63,B1,B5	47DS50JR##19YY	48DS50JR##19YY	
Forged Steel	2500	02,09,60,B5,B1	47FS50JS##19YY	48FS50JS##19YY			
EnergySaver Ductile™	1500	04,09,60,48,B1,B5	47CD50JR##19YY	48CD50JR##19YY			
Iron V-Groove	900	04,09,60,48,57,12	47VG50JT##19YY	48VG50JT##19YY			
Conductive Nylon	630	04,09,60,48,57,12	47CY50JH##19YY	48CY50JH##19YY			
Conductive Ultraflex™	540		47CX50JL6419YY	48CX50JL6419YY			



Wheel Diameter	Tread Width	Wheel Type	Load Cap.	Available Bearing Options	Replace + with a desired wheel color		+Color
					Replace ## with desired wheel bearing		
					Swivel	Rigid	
6"	2"	Yoke Only			47ZZ60JZ8319YY	48ZZ60JZ8319YY	
		Neo-Energizer™	600	04, 09,64, 57, 12	47EN60JB##19YY	48EN60JB##19YY	
		Pneumatic	200		47FP60JB6019YY	48FP60JB6019YY	
		Foam Filled	200		47FF60JB6019YY	48FF60JB6019YY	
		Ever-Roll™	200		47ER60J+6019YY	48ER60J+6019YY	B,I
		Nomadic™	600	04,09,48,60,57,12	47NM60J+##19YY	48NM60J+##19YY	A,I
		Rubber on Nylon	550	04,09,48,60,57,12	47NR60JB##19YY	48NR60JB##19YY	
		Dura Cushion™	350	04,09,63,57,12	47BC60J+##19YY	48BC60J+##19YY	X,Z
		Eco-Rubber	350		47SN60JC5319YY	48SN60JC5319YY	
		Rubber on Aluminum	550	04,09,48,60,57,12	47RA60JB##19YY	48RA60JB##19YY	
		Mold-On Rubber	550	04,09,48,60,57,12	47RS60JB##19YY	48RS60JB##19YY	
		Supreme Rubber	700	04,09,48,60,57,12	47RH60JS##19YY	48RH60JS##19YY	
		Blue Ergo™	550		47BL60JL6319YY	48BL60JL6319YY	
		Thermo-Pro™	500	04,09,60,63,48,57,12	47TP60J+##19YY	48TP60J+##19YY	A,I,T,X,Y,Z
		Xtreme Wheel	04	04	47SL60JA6219YY	48SL60JA6219YY	
		Polyolefin	700	04,09,60,53,P3,48,57,12	47PO60J+##19YY	48PO60J+##19YY	B,E
		Nylon	1000	04,09,63,57,12	47NY60JE##19YY	48NY60JE##19YY	
		Ironman	2200	65, 73	47NX60JB##19YY	48NX60JB##19YY	
		RokHard™	1000	04,09,48,60,57,12	47HI60JB##19YY	48HI60JB##19YY	
		BrimStone™	1100	04,09,60,90	47GN60J+##19YY	48GN60J+##19YY	B,Q
		Epoxy	1100	04,09,90	47OV60JQ##19YY	48OV60JQ##19YY	
		MaxRok™	1200	04,09,63,57,12	47MA60JB##19YY	48MA60JB##19YY	
		Phenolic	1200	04,09,48,60,57,12	47PH60JB##19YY	48PH60JB##19YY	
		Straight-Sided Phenolic	1500		47PH60TB##19YY	48PH60TB##19YY	
		High-Temp Phenolic	900	04,09,90	47HT60JQ##19YY	48HT60JQ##19YY	
		Poly MaxRok™	1200	04,09,48,60,57,12	47MU60J+##19YY	48MU60J+##19YY	G,K
		Polyon AL™	1200	04,09,48,60,57,12	47PA60J+##19YY	48PA60J+##19YY	N,R
		Polyon-C	1200	04,09,48,60,57,12	47PR60JL##19YY	48PR60JL##19YY	
		DW-Black	700		47DW60JLT319YY	48DW60JLT319YY	
		DW-Red	960		47DW60JRT319YY	48DW60JRT319YY	
		DW-Blue	1400		47DW60JBT319YY	48DW60JBT319YY	
		DW-Gray	1400		47DW60JGT319YY	48DW60JGT319YY	
		Crown DW-Red	960		47DW60XRT319YY	48DW60XRT319YY	
		Crown DW-Blue	1400		47DW60XBT319YY	48DW60XBT319YY	
		Poly-Pro™	720	04,09,48,60,63,57,12	47PP60J+##19YY	48PP60J+##19YY	D,I,K,M,U,W
			900		47PP60JP4919YY	48PP60JP4919YY	
					47PP60JH6319YY	48PP60JH6319YY	
		Polymadic™	900	04,09,48,60,63,57,12	47PM60J+##19YY	48PM60J+##19YY	I,M
		Polyon™	1200	04,09,48,60,57,12	47PU60JV6319YY	48PU60JV6319YY	G,V
					47PU60J+##19YY	48PU60J+##19YY	
		EnergySaver Polyon™	1400	04,09,63,57,12	47SW60JU##19YY	48SW60JU##19YY	
		PolyFlexon™ Cast	900	04,09,63,57,12	47RP60JK##19YY	48RP60JK##19YY	
		PolyFlexon™	900		47UA60J+6419YY	48UA60J+6419YY	N,O
		D-Polyon	1000		47UD60JL6419YY	48UD60JL6419YY	
		Ultraflex™	1000		47UX60JO6419YY	48UX60JO6419YY	
		Champion	1200		47CP60JN6419YY	48CP60JN6419YY	
		DuraLastomer™	1000	09,48,60,57,12	47SU60JL##19YY	48SU60JL##19YY	
		Super Elastomer	1400		47SX60JI6419YY	48SX60JI6419YY	
		ErgoLastomer™	1700	04,09,48,60,64,57,12	47HU60JI##19YY	48HU60JI##19YY	
		Titan™ Polymer	2000		47PX60JO6319YY	48PX60JO6319YY	
Conquer™	1800		47CQ60JM6419YY	48CQ60JM6419YY			
	1800		47CQ60JL6419YY	48CQ60JL6419YY			
Semi-Steel	1200	04,09,48,60,57,12	47SS60JS##19YY	48SS60JS##19YY			
Heavy Duty Iron	1400	04,09,60,63,57,12	47HS60JS##19YY	48HS60JS##19YY	S=Flat Tread; X=Crown Tread		
		04,09,60,48,57,12	47HS60JX##19YY	48HS60JX##19YY			
Ductile	2000	04,09,60,73,63,B1,B5	47DS60JR##19YY	48DS60JR##19YY			
EnergySaver Ductile™	2000	04,09,48, 60,73,B1,B5	47CD60JR##19YY	48CD60JR##19YY			
Forged Steel	2500	04,09,73,63,B1,B5	47FS60JS##19YY	48FS60JS##19YY	S=Flat Tread; X=Crown Tread		
			47FS60JX4P19YY	48FS60JX4P19YY			
Ironman™ V-Groove	1000		47NV60JT4P19YY	48NV60JT4P19YY			
Iron V-Groove	1000	04,09,48,60,57,12	47VG60JT##19YY	48VG60JT##19YY			
Ductile V-Groove	1500	04,09,57,12,63,B1,B5	47DV60JT##19YY	48DV60JT##19YY			
Conductive Nylon	700		47CY60JI6219YY	48CY60JI6219YY			
Conductive Ultriflex™	600		47CX60JL6419YY	48CX60JL6419YY			



Wheel Diameter	Tread Width	Wheel Type	Load Cap.	Available Bearing Options	Replace + with a desired wheel color		+Color
					Replace ## with desired wheel bearing		
					Swivel	Rigid	
8"	2"	Yoke Only			47ZZ80JZ8319YY	48ZZ80JZ8319YY	
		Neo-Energizer™	600	04,09,64,57,12	47EN80JB##19YY	48EN80JB##19YY	
		Nomadic™	700	04,09,48,60,57,12	47NM80J+##19YY	48NM80J+##19YY	A,I
		Rubber on Nylon	600	04,09,48,60,57,12	47NR80JB##19YY	48NR80JB##19YY	
		Dura Cushion™	450	04,09,63,57, 12	47BC80J+##19YY	48BC80J+##19YY	X,Z
		Eco-Rubber	450	53,P3	47SN80UC##19YY	48SN80UC##19YY	
		Rubber on Aluminum	600	04,09,48,60,57,12	47RA80JB##19YY	48RA80JB##19YY	
		Mold-On Rubber	600	04,09,48,60,57,12	47RS80JB##19YY	48RS80JB##19YY	
		Supreme Rubber	810	04,09,63,57,12	47RH80JS##19YY	48RH80JS##19YY	
		Blue Ergo™	600		47BL80JL6319YY	48BL80JL6319YY	
		Thermo-Pro™	600	04,09,60,63,48,57,12	47TP80J+##19YY	48TP80J+##19YY	A,I,T,X,Y,Z
		Xtreme Wheel	400	05	47LS80JA6219YY	48LS80JA6219YY	
		Polyolefin	900	04,09,60,53,P3,48,57,90,12	47PO80J+##19YY	48PO80J+##19YY	B,E
		Nylon	1100	04,09,63,57,12	47NY80JE##19YY	48NY80JE##19YY	
		Ironman	2200	65, 73	47NX80JB##19YY	48NX80JB##19YY	
		RokHard™	1100	04,09,48,60,57,12	47HI80JB##19YY	48HI80JB##19YY	
		BrimStone™	1200	04,09,60,90	47GN80J+##19YY	48GN80J+##19YY	B,Q
		Epoxy	1200	04,09	47OV80JQ##19YY	48OV80JQ##19YY	
		MaxRok™	1400	04,09,49,57,12	47MA80JB##19YY	48MA80JB##19YY	
		Phenolic	1400	04,09,48,60,57,12	47PH80JB##19YY	48PH80JB##19YY	
		High-Temp Phenolic	1100	04,09,90	47HT80JQ##19YY	48HT80JQ##19YY	
		Poly MaxRok™	1400	04,09,48,60,57,12	47MU80J+##19YY	48MU80J+##19YY	G,K
		Polyon AL™	1500	04,09,48,60,57,12	47PA80J+##19YY	48PA80J+##19YY	N,R
		DW-Black	750		47DW80JLT319YY	48DW80JLT319YY	
		DW-Red	1100		47DW80JRT319YY	48DW80JRT319YY	
		DW-Blue	1600		47DW80JBT319YY	48DW80JBT319YY	
		DW-Gray	1700		47DW80JGT319YY	48DW80JGT319YY	
		Crown DW-Red	1100		47DW80XRT319YY	48DW80XRT319YY	
		Crown DW-Blue	1600		47DW80XBT319YY	48DW80XBT319YY	
		Poly-Pro™	810	04,09,48,60,63,57,12	47PP80J+##19YY	48PP80J+##19YY	C,D,I,K,M,U,W
			1000		47PP80JP4919YY	48PP80JP4919YY	
			1000		47PP80JH6319YY	48PP80JH6319YY	
		Polymadic™	1000	04,09,48,60,63,57,12	47PM80J+##19YY	48PM80J+##19YY	I,M
		Polyon™	1400		47PU80JV6319YY	48PU80JV6319YY	
				04,09,48,60,57,12	47PU80J+##19YY	48PU80J+##19YY	G,V
		EnergySaver Polyon™	1500	04,09,48,60,57,12	47SW80JU##19YY	48SW80JU##19YY	
		PolyFlexon™ Cast	1000		47RP80JK6319YY	48RP80JK6319YY	
		PolyFlexon™	1200		47UA80J+6419YY	48UA80J+6419YY	N,O
		D-Polyon	1200		47UD80JL6419YY	48UD80JL6419YY	
		Ultraflex™	1200		47UX80JO6419YY	48UX80JO6419YY	
		Champion	2000		47CP80JN6419YY	48CP80JN6419YY	
		DuraLastomer™	1000	09,48,60,57,12	47SU80JL##19YY	48SU80JL##19YY	
		Super Elastomer	1500		47SX80JI6419YY	48SX80JI6419YY	
		ErgoLastomer™	2000	04,09,64,57,12	47HU80JI##19YY	48HU80JI##19YY	
		Titan™ Polymer	2000		47PX80JO6319YY	48PX80JO6319YY	
		Conquer™	2000		47CQ80JM6419YY	48CQ80JM6419YY	
			2000		47CQ80JL6419YY	48CQ80JL6419YY	
		Semi-Steel	1400	04,09,48,60,57,12	47SS80JS##19YY	48SS80JS##19YY	
		Heavy Duty Iron	1600	04,09,48,60,57,12	47HS80JS##19YY	48HS80JS##19YY	S=Flat Tread; X=Crown Tread
				04,09,48,60,57,12	47HS80JX##19YY	48HS80JX##19YY	
Ductile	2000	04,09,48,60,B1,B5	47DS80JR##19YY	48DS80JR##19YY			
EnergySaver Ductile™	2000	04,09,48,60,B1,B5	47CD80JR##19YY	48CD80JR##19YY			
Forged Steel	2500	04,09,63,B5,B1	47FS80JS##19YY	48FS80JS##19YY	S=Flat Tread; X=Crown Tread		
			47FS80JX4P19YY	48FS80JX4P19YY			
Ironman™ V-Groove	1200		47NV80JT4P19YY	48NV80JT4P19YY			
Iron V-Groove	1200	04, 09,48,60,57,12	47VG80JT##19YY	48VG80JT##19YY			
Conductive Nylon	770		47CY80JI6219YY	48CY80JI6219YY			
Conductive Ultraflex™	700		47CX80JL6419YY	48CX80JL6419YY			



Wheel Diameter	Tread Width	Wheel Type	Load Cap.	Available Bearing Options	Replace + with a desired wheel color		+Color
					Replace ## with desired wheel bearing		
					Swivel	Rigid	
8"	2"	Yoke Only			47ZZ81JZ8319YY	48ZZ81JZ8319YY	
		Neo-Energizer™	600	04,09,64,57,12	47EN81JB##19YY	48EN81JB##19YY	
		Nomadic™	700	04,09,48,60,57,12	47NM81J+##19YY	48NM81J+##19YY	A,I
		Rubber on Nylon	600	04,09,48,60,57,12	47NR81JB##19YY	48NR81JB##19YY	
		Dura Cushion™	450	04,09,63,57, 12	47BC81J+##19YY	48BC81J+##19YY	X,Z
		Eco-Rubber	450	53,P3	47SN81UC##19YY	48SN81UC##19YY	
		Rubber on Aluminum	600	04,09,48,60,57,12	47RA81JB##19YY	48RA81JB##19YY	
		Mold-On Rubber	600	04,09,48,60,57,12	47RS81JB##19YY	48RS81JB##19YY	
		Supreme Rubber	810	04,09,63,57,12	47RH81JS##19YY	48RH81JS##19YY	
		Blue Ergo™	600		47BL81JL6319YY	48BL81JL6319YY	
		Thermo-Pro™	600	04,09,60,63,48,57,12	47TP81J+##19YY	48TP81J+##19YY	A,I,T,X,Y,Z
		Polyolefin	900	04,09,60,53,P3,48,57,90,12	47PO81J+##19YY	48PO81J+##19YY	B,E
		Nylon	1100	04,09,63,57,12	47NY81JE##19YY	48NY81JE##19YY	
		Ironman	2200	65, 73	47NX81JB##19YY	48NX81JB##19YY	
		RokHard™	1100	04,09,48,60,57,12	47HI81JB##19YY	48HI81JB##19YY	
		BrimStone™	1200	04,09,60,90	47GN81J+##19YY	48GN81J+##19YY	B,Q
		Epoxy	1200	04,09	47OV81JQ##19YY	48OV81JQ##19YY	
		MaxRok™	1400	04,09,49,57,12	47MA81JB##19YY	48MA81JB##19YY	
		Phenolic	1400	04,09,48,60,57,12	47PH81JB##19YY	48PH81JB##19YY	
		High-Temp Phenolic	1100	04,09,90	47HT81JQ##19YY	48HT81JQ##19YY	
		Poly MaxRok™	1400	04,09,48,60,57,12	47MU81J+##19YY	48MU81J+##19YY	G,K
		Polygon AL™	1500	04,09,48,60,57,12	47PA81J+##19YY	48PA81J+##19YY	N,R
		DW-Black	750		47DW81JLT319YY	48DW81JLT319YY	
		DW-Red	1100		47DW81JRT319YY	48DW81JRT319YY	
		DW-Blue	1600		47DW81JBT319YY	48DW81JBT319YY	
		DW-Gray	1700		47DW81JGT319YY	48DW81JGT319YY	
		Crown DW-Red	1100		47DW81XRT319YY	48DW81XRT319YY	
		Crown DW-Blue	1600		47DW81XBT319YY	48DW81XBT319YY	
		Poly-Pro™	810	04,09,48,60,63,57,12	47PP81J+##19YY	48PP81J+##19YY	C,D,I,K,M,U,W
			1000		47PP81JP4919YY	48PP81JP4919YY	
			1000		47PP81JH6319YY	48PP81JH6319YY	
		Polymadic™	1000	04,09,48,60,63,57,12	47PM81J+##19YY	48PM81J+##19YY	I,M
		Polyon™	1400		47PU81JV6319YY	48PU81JV6319YY	
				04,09,48,60,57,12	47PU81J+##19YY	48PU81J+##19YY	G,V
		EnergySaver Polyon™	1500	04,09,48,60,57,12	47SW81JU##19YY	48SW81JU##19YY	
		PolyFlexon™ Cast	1000		47RP81JK6319YY	48RP81JK6319YY	
		PolyFlexon™	1200		47UA81J+6419YY	48UA81J+6419YY	N,O
		D-Polygon	1200		47UD81JL6419YY	48UD81JL6419YY	
		Ultraflex™	1200		47UX81JO6419YY	48UX81JO6419YY	
		Champion	2000		47CP81JN6419YY	48CP81JN6419YY	
		DuraLastomer™	1000	09,48,60,57,12	47SU81JL##19YY	48SU81JL##19YY	
		Super Elastomer	1500		47SX81JI6419YY	48SX81JI6419YY	
		ErgoLastomer™	2000	04,09,64,57,12	47HU81JI##19YY	48HU81JI##19YY	
		Titan™ Polymer	2000		47PX81JO6319YY	48PX81JO6319YY	
		Conquer™	2000		47CQ81JM6419YY	48CQ81JM6419YY	
2000			47CQ81JL6419YY	48CQ81JL6419YY			
Semi-Steel	1400	04,09,48,60,57,12	47SS81JS##19YY	48SS81JS##19YY			
Heavy Duty Iron	1600	04,09,48,60,57,12	47HS81JS##19YY	48HS81JS##19YY	S=Flat Tread; X=Crown Tread		
		04,09,48,60,57,12	47HS81JX##19YY	48HS81JX##19YY			
Ductile	2000	04,09,48,60,B1,B5	47DS81JR##19YY	48DS81JR##19YY			
EnergySaver Ductile™	2000	04,09,48,60,B1,B5	47CD81JR##19YY	48CD81JR##19YY			
Forged Steel	2500	04,09,63,B5,B1	47FS81JS##19YY	48FS81JS##19YY	S=Flat Tread; X=Crown Tread		
			47FS81JX4P19YY	48FS81JX4P19YY			
Ironman™ V-Groove	1200		47NV81JT4P19YY	48NV81JT4P19YY			
Iron V-Groove	1200	04, 09,48,60,57,12	47VG81JT##19YY	48VG81JT##19YY			
Conductive Nylon	770		47CY81JI6219YY	48CY81JI6219YY			
Conductive Ultraflex™	700		47CX81JL6419YY	48CX81JL6419YY			

*The Ever-Roll is not designed to sit with load.



4K/4R - High Performance Maintenance-Free Extended Swivel Lead Series - Up to 2,500LB

Swivel device is a combination of Thrust Ball Bearings and Tapered Roller Bearings for its maximum performance

- Tapered roller bearings in the upper raceway to handle axial thrust from high speed operation
- Ball thrust Ball Bearings on lower raceway to handle combined radial thrust from heavy load
- Extended swivel radius reduces the effort to swivel
- 3/8" thick top plate with legs formed from 5/16" steel
- Yellow zinc plated to distinguish its superiority
- Best perform for towline application



4KUX80JO6419YY



4RUX80JM6419YY



4K/4R SERIES • CAPACITY 2500

Face Contact Brake (FY)	Universal Contact Brake (UF)	Toe Guard (4Y)

FASTENING PATTERNS

Plate Code	Overall Size	Bolt Hole Pattern	Mounting Bolt Size
17	4" x 4-1/2"	2-5/8" x 3-5/8" to 3" x 3"	3/8"
19	4-1/2" x 6-1/4"	2-7/16" x 4-15/16" to 3-3/8" x 5-1/4"	1/2"

Overall Height and Swivel Radius

Wheel Diameter	Overall Height	Denotation Code	Swivel Radius W/ #19 TOP PLATE
4"	5-5/8"	40	5-3/8"
5"	6-1/2"	50	6-3/16"
6"	7-1/2"	60	6-7/8"
8"	10-1/8"	80	7-1/2"
Wheel Diameter	Overall Height	Denotation Code	Swivel Radius W/ #17 TOP PLATE
4"	5-5/8"	40e	3-3/4"
	6-1/16"	4A	3-3/16"
5"	6-1/2"	50	4-1/2"
6"	7-1/2"	60	5-5/16"
8"	10-1/8"	80	7-1/2"
10"	12-1/2"	1A	8-1/2"
	12"	10	8-1/4"



Wheel Diameter	Tread Width	Wheel Type	Load Cap.	Available Bearing Options	Replace + with desired wheel color		+Color		
					Replace ** with a desired Top Plate				
					Replace ## with desired wheel bearing				
					Swivel	Rigid			
4"	2"	Yoke Only			4KZZ40JZ83**YY	4RZZ40JZ83**YY			
		Neo-Energizer™	500	04,09,60,48,57,12	4KEN40JB##**YY	4REN40JB##**YY			
		Mold-On Rubber	400	04,09,60,48,57,12	4KRS40JB##**YY	4RRS40JB##**YY			
		Phenolic	800	04,09,60,48,57,12	4KPH40JB##**YY	4RPH40JB##**YY			
		Phenolic(Straight Sided)	1000	04,09,60,57,12	4KPH40TB##**YY	4RPH40TB##**YY			
		High-Temp Phenolic	600	04,09,90	4KHT40JQ##**YY	4RHT40JQ##**YY			
		Polyon AL™	800	04,09,60,48,57,12	4KPA40J+##**YY	4RPA40J+##**YY	N,R		
		DW-Black	470		4KDW40JLT3**YY	4RDW40JLT3**YY			
		DW-Red	540		4KDW40JRT3**YY	4RDW40JRT3**YY			
		DW-Blue	960		4KDW40JBT3**YY	4RDW40JBT3**YY			
		DW-Gray	1000		4KDW40JGT3**YY	4RDW40JGT3**YY			
		Crown DW-Red	540		4KDW40XRT3**YY	4RDW40XRT3**YY			
		Crown DW-Blue	960		4KDW40XBT3**YY	4R'DW40XBT3**YY			
		Polyon™	800		4KPU40JV63**YY	4RPU40JV63**YY			
			800		04,09,60,48,57,12	4KPU40J+##**YY		4RPU40J+##**YY	G,V
		EnergySaver Polyon™	800		04,09,60,48,57,12	4KSW40JU##**YY		4RSW40JU##**YY	
		PolyFlexon™ Cast	700		04,09,60,48,57,12	4KRP40JK##**YY		4RRP40JK##**YY	
		PolyFlexon™	900		4KUA40JO64**YY	4RUA40JO64**YY			
		Ultraflex™	900		4KUX40J+63**YY	4RUX40J+63**YY	M,O		
		DuraLastomer™	750	09,60,48,57,12	4KSU40JL##**YY	4RSU40JL##**YY			
		Super Elastomer	1200		4KSX40JI64**YY	4RSX40JI64**YY			
		ErgoLastomer™	1000	04,09,64,57,12	4KHU40JI##**YY	4RHU40JI##**YY			
		Semi-Steel	700	04,09,60,48,57,12	4KSS40JS##**YY	4RSS40JS##**YY			
		Heavy Duty Iron	900	04,09,60,48,57,12	4KHS40JS##**YY	4RHS40JS##**YY			
		Ductile	1500	04,09,60,63,57,12	4KDS40JR##**YY	4RDS40JR##**YY			
		Solid Steel	2500	09,63, B1,B5	4KMS40JS##**YY	4RMS40JS##**YY			
		EnergySaver Ductile™	1500	04,60,48,09,B1,B5	4KCD40JR##**YY	4RCD40JR##**YY			
		Ironman™ V-Groove	2000		4KNV40JT4P**YY	4RNV40JT4P**YY			
		Iron V-Groove	600	04,09,60,48,57,12	4KVG40JT##**YY	4RVG40JT##**YY			
		Ductile V-Groove	1500	04,09,60,48,57, B1, B5	4KDV40JT##**YY	4RDV40JT##**YY			



Wheel Diameter	Tread Width	Wheel Type	Load Cap.	Available Bearing Options	Replace + with desired wheel color		+Color
					Replace ** with a desired Top Plate		
					Replace ## with desired wheel bearing		
					Swivel	Rigid	
5"	2"	Yoke Only			4KZZ50JZ83**YY	4RZZ50JZ83**YY	
		Neo-Energizer™	550	04,09,60,48,57,12	4KEN50JB##**YY	4REN50JB##**YY	
		Mold-On Rubber	400	04,09,60,48,57,12	4KRS50JB##**YY	4RRS50JB##**YY	
		Phenolic	1000	04,09,60,48,57,12	4KPH50JB##**YY	4RPH50JB##**YY	
		Hi-Temp Phenolic	750	04,09,90	4KHT50JQ##**YY	4RHT50JQ##**YY	
		Polyon AL™	900	04,09,60,48,57,12	4KPA50J+##**YY	4RPA50J+##**YY	N,R
		Polyon - C	900	04,09,60,48,57,12	4KPR50JL##**YY	4RPR50JL##**YY	
		DW-Black	550	04,09,60,48,57,12	4KDW50JLT3**YY	4RDW50JLT3**YY	
		DW-Red	750		4KDW50JRT3**YY	4RDW50JRT3**YY	
		DW-Blue	1160		4KDW50JBT3**YY	4RDW50JBT3**YY	
		DW-Gray	1200		4KDW50JGT3**YY	4RDW50JGT3**YY	
		Crown DW-Red	750		4KDW50XRT3**YY	4RDW50XRT3**YY	
		Crown DW-Blue	1160		4KDW50XBT3**YY	4R'DW50XBT3**YY	
		Polyon™	1100		4KPU50JV63**YY	4RPU50JV63**YY	
			1100	04,09,60,48,57,12	4KPU50J+##**YY	4RPU50J+##**YY	G,V
		EnergySaver Polyon™	1300	04,09,60,48,57,12	4KSW50JU##**YY	4RSW50JU##**YY	
		PolyFlexon™ Cast	800	04,09,60,48,57,12	4KRP50JK##**YY	4RRP50JK##**YY	
		PolyFlexon™	900		4KUA50JO64**YY	4RUA50JO64**YY	
		Ultraflex™	900		4KUX50J+64**YY	4RUX50J+64**YY	M,O
		D-Polyon	900		4KUD50JL64**YY	4RUD50JL64**YY	
		DuraLastomer™	900	09,60,48,57,12	4KSU50JL##**YY	4RSU50JL##**YY	
		Super Elastomer	1200	04,09,64,57,12	4KSX50JI##**YY	4RSX50JI##**YY	
		ErgoLastomer™	1250	04,09,64,57,12	4KHU50JI##**YY	4RHU50JI##**YY	
		Semi-Steel	1000	04,09,60,48,57,12	4KSS50JS##**YY	4RSS50JS##**YY	
		Heavy Duty Iron	1200	04,09,60,63,57,12	4KHS50JS##**YY	4RHS50JS##**YY	
		Ductile	2000	04,09,60,63,B1,B5	4KDS50JR##**YY	4RDS50JR##**YY	
		Forged Steel	2500	02,09,60,'B1,B5	4KFS50JS##**YY	4RFS50JS##**YY	
		EnergySaver Ductile™	2000	04,09,60,48,B1,B5	4KCD50JR##**YY	4RCD50JR##**YY	
		Iron V-Groove	900	04,09,60,48,57,12	4KVG50JT##**YY	4RVG50JT##**YY	



4K/4R SERIES • CAPACITY 2500

Wheel Diameter	Tread Width	Wheel Type	Load Cap.	Available Bearing Options	Replace + with desired wheel color		+Color
					Replace ** with a desired Top Plate		
					Replace ## with desired wheel bearing		
					Swivel	Rigid	
6"	2"	Yoke Only			4KZZ60JZ83**YY	4RZZ60JZ83**YY	
		Neo-Energizer™	600	04, 09,64, 57, 12	4KEN60JB##**YY	4REN60JB##**YY	
		Mold-On Rubber	550	04,09,48,60,57,12	4KRS60JB##**Y	4RRS60JB##**YY	
		Supreme Rubber	700	04,09,48,60,57,12	4KRH60JS##**YY	4RRH60JS##**YY	
		Phenolic	1200	04,09,48,60,57,12	4KPH60JB##**YY	4RPH60JB##**YY	
		Straight-Sided Phenolic	1500		4KPH60TB##**YY	4RPH60TB##**YY	
		High-Temp Phenolic	900	04,09,90	4KHT60JQ##**YY	4RHT60JQ##**YY	
		Polyon AL™	1200	04,09,48,60,57,12	4KPA60J+##**YY	4RPA60J+##**YY	N,R
		DW-Black	700		4KDW60JLT3**YY	4RDW60JLT3**YY	
		DW-Red	960		4KDW60JRT3**YY	4RDW60JRT3**YY	
		DW-Blue	1400		4KDW60JBT3**YY	4RDW60JBT3**YY	
		DW-Gray	1400		4KDW60JGT3**YY	4RDW60JGT3**YY	
		Crown DW-Red	960		4KDW60XRT3**YY	4RDW60XRT3**YY	
		Crown DW-Blue	1400		4KDW60XBT3**YY	4R'DW60XBT3**YY	
		Polyon™	1200	04,09,48,60,57,12	4KPU60JV63**YY	4RPU60JV63**YY	
					4KPU60J+##**YY	4RPU60J+##**YY	G,V
		EnergySaver Polyon™	1400	04,09,63,57,12	4KSW60JU##**YY	4RSW60JU##**YY	
		PolyFlexon™ Cast	900	04,09,63,57,12	4KRP60JK##**YY	4RRP60JK##**YY	
		PolyFlexon™	900		4KUA60J+64**YY	4RUA60J+64**YY	N,O
		D-Polyon	1000		4KUD60JL64**YY	4RUD60JL64**YY	
		Ultraflex™	1000		4KUX60JO64**YY	4RUX60JO64**YY	M,O
		Champion	1200		4KCP60JN64**YY	4RCP60JN64**YY	
		DuraLastomer™	1000	09,48,60,57,12	4KSU60JL##**YY	4RSU60JL##**YY	
		Super Elastomer	1400		4KSX60JI64**YY	4RSX60JI64**YY	
		ErgoLastomer™	1700	04,09,48,60,64,57,12	4KHU60JI##**YY	4RHU60JI##**YY	
		Titan™ Polymer	2000		4KPX60JO63**YY	4RPX60JO63**YY	
		Conquer™	1800		4KCQ60JM64**YY	4RCQ60JM64**YY	
			1800		4KCQ60JL64**YY	4RCQ60JL64**YY	
		Semi-Steel	1200	04,09,48,60,57,12	4KSS60JS##**YY	4RSS60JS##**YY	
		Heavy Duty Iron	1400	04,09,60,63,57,12	4KHS60JS##**YY	4RHS60JS##**YY	S=Flat Tread; X=Crown Tread
				04,09,60,48,57,12	4KHS60JX##**YY	4RHS60JX##**YY	
		Ductile	2200	04,09,60,73,63,B1,B5	4KDS60JR##**YY	4RDS60JR##**YY	
		EnergySaver Ductile™	2200	04,09,48, 60,73,B1,B5	4KCD60JR##**YY	4RCD60JR##**YY	
		Forged Steel	2500	04,09,73,63,B1,B5	4KFS60JS##**YY	4RFS60JS##**YY	S=Flat Tread; X=Crown Tread
					4KFS60JX4P**YY	4RFS60JX4P**YY	
		Ironman™ V-Groove	2200		4KNV60JT4P**YY	4RNV60JT4P**YY	
		Iron V-Groove	1000	04,09,48,60,57,12	4KVG60JT##**YY	4RVG60JT##**YY	
		Ductile V-Groove	2000	04,09,57,12,63,B1,B5	4KDV60JT##**YY	4RDV60JT##**YY	



Wheel Diameter	Tread Width	Wheel Type	Load Cap.	Available Bearing Options	Replace + with desired wheel color		+Color
					Replace ** with a desired Top Plate		
					Replace ## with desired wheel bearing		
					Swivel	Rigid	
8"	2"	Yoke Only			4KZZ80JZ83**YY	4RZZ80JZ83**YY	
		Neo-Energizer™	600	04,09,64,57,12	4KEN80JB##**YY	4REN80JB##**YY	
		Mold-On Rubber	600	04,09,48,60,57,12	4KRS80JB##**YY	4RRS80JB##**YY	
		Supreme Rubber	810	04,09,63,57,12	4KRH80JS##**YY	4RRH80JS##**YY	
		Phenolic	1400	04,09,48,60,57,12	4KPH80JB##**YY	4RPH80JB##**YY	
		High-Temp Phenolic	1100	04,09,90	4KHT80JQ##**YY	4RHT80JQ##**YY	
		Polyon AL™	1250	04,09,48,60,57,12	4KPA80J+##**YY	4RPA80J+##**YY	N,R
		DW-Black	750		4KDW80JLT3**YY	4RDW80JLT3**YY	
		DW-Red	1100		4KDW80JRT3**YY	4RDW80JRT3**YY	
		DW-Blue	1600		4KDW80JBT3**YY	4RDW80JBT3**YY	
		DW-Gray	1700		4KDW80JGT3**YY	4RDW80JGT3**YY	
		Crown DW-Red	1100		4KDW80XRT3**YY	4RDW80XRT3**YY	
		Crown DW-Blue	1600		4KDW80XBT3**YY	4R'DW80XBT3**YY	
		Polyon™	1400	04,09,48,60,57,12	4KPU80JV63**YY	4RPU80JV63**YY	G,V
					4KPU80J+##**YY	4RPU80J+##**YY	
		EnergySaver Polyon™	1500	04,09,48,60,57,12	4KSW80JU##**YY	4RSW80JU##**YY	
		PolyFlexon™ Cast	1000		4KRP80JK63**YY	4RRP80JK63**YY	
		PolyFlexon™	1200		4KUA80J+64**YY	4RUA80J+64**YY	N,O
		D-Polyon	1200		4KUD80JL64**YY	4RUD80JL64**YY	
		Ultraflex™	1200		4KUX80JO64**YY	4RUX80JO64**YY	M,O
		Champion	2000		4KCP80JN64**YY	4RCP80JN64**YY	
		DuraLastomer™	1000	09,48,60,57,12	4KSU80JL##**YY	4RSU80JL##**YY	
		Super Elastomer	1500		4KSX80JI64**YY	4RSX80JI64**YY	
		ErgoLastomer™	2000	04,09,64,57,12	4KHU80JI##**YY	4RHU80JI##**YY	
		Titan™ Polymer	2000		4KPX80JO63**YY	4RPX80JO63**YY	
		Conquer™	2000		4KCQ80JM64**YY	4RCQ80JM6417YY	
			2000		4KCQ80JL64**YY	4RCQ80JL6417YY	
		Semi-Steel	1400	04,09,48,60,57,12	4KSS80JS##**YY	4RSS80JS##**YY	
		Heavy Duty Iron	1600	04,09,48,60,57,12	4KHS80JS##**YY	4RHS80JS##**YY	S=Flat Tread; X=Crown Tread
				04,09,48,60,57,12	4KHS80JX##**YY	4RHS80JX##**YY	
		Ductile	2000	04,09,48,60,B1,B5	4KDS80JR##**YY	4RDS80JR##**YY	
		EnergySaver Ductile™	2300	04,09,48,60,B1,B5	4KCD80JR##**YY	4RCD80JR##**YY	
Forged Steel	2500	04,09,63,B5,B1	4KFS80JS##**YY	4RFS80JS##**YY	S=Flat Tread; X=Crown Tread		
			4KFS80JX4P**YY	4RFS80JX4P**YY			
Ironman™ V-Groove	2200		4KNV80JT4P**YY	4RNV80JT4P**YY			
Iron V-Groove	1200	04, 09,48,60,57,12	4KVG80JT##**YY	4RVG80JT##**YY			



LH High Performance Medium Heavy-Duty Casters - 2000LB

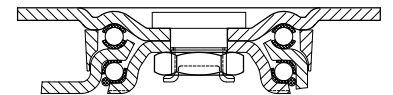
- Raceway is composed with 4 pieces of engineering hardened alloy for the strength, hardness and elasticity
- Excellent capacity of enduring thrust force from heavy load and impact
- Sealed raceway loaded with long-lasting grease and maintenance free
- Heavy gauge (0.203") stamp formed body frame with 0.220" top plate
- Majority of this series and wheel types are NSF Listed
- Bright Zinc finish as standard
- 20mm firmly secured kingpin
- 1/2" axle

LHDW60XRT319TL

LHDW60XR4P19YY



LHCQ80JL4P19TL



FASTENING PATTERNS

Plate Code	Overall Size	Bolt Hole Pattern	Mounting Bolt Size
19	4-1/2" x 6-1/4"	2-7/16" x 4-15/16" flotted to 3-3/8" x 5-1/4"	1/2
Overall Height and Swivel Radius			
Wheel Diameter	Overall Height	Denotation Code	Swivel Radius
4"	6-5/32"	40	4-1/64"
5"	7"	50	4-1/2"
6"	7-3/4"	60	5"
8"	9-3/4"	80	6-17/64"



Wheel Diameter	Tread Width	Wheel Type	Load Cap.	Available Bearing Options	Replace + with a desired wheel color			+Color
					Replace ## with desired wheel bearing			
					Swivel	Total Lock	Rigid	
4"	2"	Yoke Only			LHZZ40JZ8319YY	LHZZ40JZ8319TL	LHZZ40JZ8319RR	
4"	1-13/16"	Solid Steel V-Groove	2000		LHSV40IT1419YY	LHSV40IT1419TL	LHSV40IT1419RR	
4"	2"	Neo-Energizer™	500	04,09,60,48,57,12	LHEN40JB##19YY	LHEN40JB##19TL	LHEN40JB##19RR	
		Nomadic™	400	04,09,60,48,57,12	LHNM40J+##19YY	LHNM40J+##19TL	LHNM40J+##19RR	A,I
		Rubber on Nylon	400	04,09,60,48,57,12	LHNR40JB##19YY	LHNR40JB##19TL	LHNR40JB##19RR	
		Rubber on Aluminum	400	04,09,60,48,57,12	LHRA40JB##19YY	LHRA40JB##19TL	LHRA40JB##19RR	
		Low Profile Rubber	300	04,09,60,48,57,12	LHLP40JB##19YY	LHLP40JB##19TL	LHLP40JB##19RR	
		Mold-On Rubber	400	04,09,60,48,57,12	LHRS40JB##19YY	LHRS40JB##19TL	LHRS40JB##19RR	
		Blue Ergo™	400		LHBL40JL6319YY	LHBL40JL6319TL	LHBL40JL6319RR	
		Thermo-Pro™	300	04,09,60,63,48,57,12	LHTP40J+##19YY	LHTP40J+##19TL	LHTP40J+##19RR	A,I,T,Y
		Xtreme Wheel	200	02	LHLS40JA6219YY	LHLS40JA6219TL	LHLS40JA6219RR	
		Polyolefin	500	04,09,60,63,48,57,12	LHPO40J+##19YY	LHPO40J+##19TL	LHPO40J+##19RR	B,E
		Nylon	810	04,09,60,48,57,12	LHNY40JE##19YY	LHNY40JE##19TL	LHNY40JE##19RR	
		Ironman™	2000	04,09,60, 48,65,73,12	LHNX40JB##19YY	LHNX40JB##19TL	LHNX40JB##19RR	
		RokHard™	800	04,09,62,57,12	LHHI40JB##19YY	LHHI40JB##19TL	LHHI40JB##19RR	
		BrimStone™	800	04,09,90	LHGN40J+##19YY	LHGN40J+##19TL	LHGN40J+##19RR	B,Q
		Epoxy	800	04,09,90	LHOV40JQ##19YY	LHOV40JQ##19TL	LHOV40JQ##19RR	
		MaxRok™	800	04,09,49,57,12	LHMA40JB##19YY	LHMA40JB##19TL	LHMA40JB##19RR	
		Phenolic	800	04,09,60,48,57,12	LPH40JB##19YY	LPH40JB##19TL	LPH40JB##19RR	
		Phenolic(Straight Sided)	1000	04,09,60,57,12	LPH40TB##19YY	LPH40TB##19TL	LPH40TB##19RR	
		High-Temp Phenolic	600	04,09,90	LHHT40JQ##19YY	LHHT40JQ##19TL	LHHT40JQ##19RR	
		Polygon MaxRok™	700	04,09,60,48,57,12	LHMU40J+##19YY	LHMU40J+##19TL	LHMU40J+##19RR	G,K
		Polygon AL™	800	04,09,60,48,57,12	LHPA40J+##19YY	LHPA40J+##19TL	LHPA40J+##19RR	N,R
		DW-Black	470		LHDW40JLT319YY	LHDW40JLT319TL	LHDW40JLT319RR	
		DW-Red	540		LHDW40JRT319YY	LHDW40JRT319TL	LHDW40JRT319RR	
		DW-Blue	960		LHDW40JBT319YY	LHDW40JBT319TL	LHDW40JBT319RR	
		DW-Gray	1000		LHDW40JGT319YY	LHDW40JGT319TL	LHDW40JGT319RR	
		Crown DW-Red	540		LHDW40XRT319YY	LHDW40XRT319TL	LHDW40XRT319RR	
		Crown DW-Blue	960		LHDW40XBT319YY	LHDW40XBT319TL	LHDW40XBT319RR	
		Poly-Pro™	500	04,09,60,62,48,57,12	LHPP40J+##19YY	LHPP40J+##19TL	LHPP40J+##19RR	D,K,M,U,W
			600		LHPP40JP4919YY	LHPP40JP4919TL	LHPP40JP4919RR	
		Polymadic™	600	04,09,60,49,48,57,12	LHPM40J+##19YY	LHPM40J+##19TL	LHPM40J+##19RR	I,M
		Polygon™	800		LHPU40JV6319YY	LHPU40JV6319TL	LHPU40JV6319RR	
			800	04,09,60,48,57,12	LHPU40J+##19YY	LHPU40J+##19TL	LHPU40J+##19RR	G,V
		EnergySaver Polygon™	800	04,09,60,48,57,12	LHSW40JU##19YY	LHSW40JU##19TL	LHSW40JU##19RR	
		PolyFlexon™ Cast	700	04,09,60,48,57,12	LHRP40JK##19YY	LHRP40JK##19TL	LHRP40JK##19RR	
		PolyFlexon™	900		LHUA40JO6419YY	LHUA40JO6419TL	LHUA40JO6419RR	
		Ultraflex™	900		LHUX40JO6319YY	LHUX40JO6319TL	LHUX40JO6319RR	
		DuraLastomer™	750	09,60,48,57,12	LHSU40JL##19YY	LHSU40JL##19TL	LHSU40JL##19RR	
		Super Elastomer	1200		LHSX40JI6419YY	LHSX40JI6419TL	LHSX40JI6419RR	
		ErgoLastomer™	1000	04,09,64,57,12	LHHU40JI##19YY	LHHU40JI##19TL	LHHU40JI##19RR	
		Semi-Steel	700	04,09,60,48,57,12	LHSS40JS##19YY	LHSS40JS##19TL	LHSS40JS##19RR	
Heavy Duty Iron	900	04,09,60,48,57,12	LHHS40JS##19YY	LHHS40JS##19TL	LHHS40JS##19RR			
Ductile	1500	04,09,60,63,57,12	LHDS40JR##19YY	LHDS40JR##19TL	LHDS40JR##19RR			
Solid Steel	2000	09,63, B1,B5	LHMS40JS##19YY	LHMS40JS##19TL	LHMS40JS##19RR			
EnergySaver Ductile™	1500	04,60,48,09,B1,B5	LHCD40JR##19YY	LHCD40JR##19TL	LHCD40JR##19RR			
Ironman™ V-Groove	2000		LHNV40JT4P19YY	LHNV40JT4P19TL	LHNV40JT4P19RR			
MaxRok™ V-Groove	800	04,09,60,48,57,12	LHNV40JT##19YY	LHNV40JT##19TL	LHNV40JT##19RR			
Iron V-Groove	600	04,09,60,48,57,12	LHVG40JT##19YY	LHVG40JT##19TL	LHVG40JT##19RR			
Ductile V-Groove	1500	04,09,60,48,57, B1, B5	LHDV40JT##19YY	LHDV40JT##19TL	LHDV40JT##19RR			
Conductive Ultraflex™	500		LHCX40JL6319YY	LHCX40JL6319TL	LHCX40JL6319RR			



Wheel Diameter	Tread Width	Wheel Type	Load Cap.	Available Bearing Options	Replace + with a desired wheel color			+Color
					Replace ## with desired wheel bearing			
					Swivel	Total Lock	Rigid	
5"	2"	Yoke Only			LHZZ50JZ8319YY	LHZZ50JZ8319TL	LHZZ50JZ8319RR	
		Neo-Energizer™	550	04,09,60,48,57,12	LHEN50JB##19YY	LHEN50JB##19TL	LHEN50JB##19RR	
		Nomadic™	500	04,09,60,48,57,12	LHNM50J+##19YY	LHNM50J+##19TL	LHNM50J+##19RR	A,I
		Rubber on Nylon	450	04,09,60,48,57,12	LHNR50JB##19YY	LHNR50JB##19TL	LHNR50JB##19RR	
		Rubber on Aluminum	500	04,09,60,48,57,12	LHRA50JB##19YY	LHRA50JB##19TL	LHRA50JB##19RR	
		Mold-On Rubber	400	04,09,60,48,57,12	LHRS50JB##19YY	LHRS50JB##19TL	LHRS50JB##19RR	
		Blue Ergo™	400		LHBL50JL6319YY	LHBL50JL6319TL	LHBL50JL6319RR	
		CushEndure™	400		LHGR50JB1919YY	LHGR50JB1919TL	LHGR50JB1919RR	
		Thermo-Pro™	350	04,09,60,48,57,12	LHTP50J+##19YY	LHTP50J+##19TL	LHTP50J+##19RR	A,I,T,X,Y,Z
		Xtreme Wheel	250	03	LHLS50JA6219YY	LHLS50JA6219TL	LHLS50JA6219RR	
		Polyolefin	650	04,09,60,48,57,12	LHPO50J+##19YY	LHPO50J+##19TL	LHPO50J+##19RR	B,E
		Nylon	900	04,09,60,48,57,12	LHNY50JE##19YY	LHNY50JE##19TL	LHNY50JE##19RR	
		Ironman	2000	65,73	LHNX50J+##19YY	LHNX50J+##19TL	LHNX50J+##19RR	B,I
		RokHard™	900	04,09,62,57,12	LHHI50JB##19YY	LHHI50JB##19TL	LHHI50JB##19RR	
		BrimStone™	1000	04,09,90	LHGN50J+##19YY	LHGN50J+##19TL	LHGN50J+##19RR	B,Q
		Epoxy	1000	04,09,90	LHOV50JQ##19YY	LHOV50JQ##19TL	LHOV50JQ##19RR	
		MaxRok™	1000	04,09,63,49,57,12	LHMA50JB##19YY	LHMA50JB##19TL	LHMA50JB##19RR	
		Phenolic	1000	04,09,60,48,57,12	LPH50JB##19YY	LPH50JB##19TL	LPH50JB##19RR	
		H-Temp Phenolic	750	04,09,90	LHHT50JQ##19YY	LHHT50JQ##19TL	LHHT50JQ##19RR	
		Sterollizer™	450		LHSL50JCB819YY	LHSL50JCB819TL	LHSL50JCB819RR	
		Polygon MaxRok™	1000	04,09,60,63,48,57,12	LHMU50J+##19YY	LHMU50J+##19TL	LHMU50J+##19RR	G,K
		Polygon AL™	900	04,09,60,48,57,12	LHPA50J+##19YY	LHPA50J+##19TL	LHPA50J+##19RR	N,R
		Polygon-C	900	04,09,60,48,57,12	LHPR50JL##19YY	LHPR50JL##19TL	LHPR50JL##19RR	
		DW-Black	550		LHDW50JLT319YY	LHDW50JLT319TL	LHDW50JLT319RR	
		DW-Red	750		LHDW50JRT319YY	LHDW50JRT319TL	LHDW50JRT319RR	
		DW-Blue	1160		LHDW50JBT319YY	LHDW50JBT319TL	LHDW50JBT319RR	
		DW-Gray	1200		LHDW50JGT319YY	LHDW50JGT319TL	LHDW50JGT319RR	
		Crown DW-Red	750		LHDW50XRT319YY	LHDW50XRT319TL	LHDW50XRT319RR	
		Crown DW-Blue	1160		LHDW50XBT319YY	LHDW50XBT319TL	LHDW50XBT319RR	
		Poly-Pro™	600	04,09,48,60,63,57,12	LHPP50J+##19YY	LHPP50J+##19TL	LHPP50J+##19RR	B,C,D,K,M,U,W
			700		LHPP50JP4919YY	LHPP50JP4919TL	LHPP50JP4919RR	
		Polymadic™	750	04,09,48,60,63,57,12	LHPP50JH6319YY	LHPP50JH6319TL	LHPP50JH6319RR	
					LHPM50J+##19YY	LHPM50J+##19TL	LHPM50J+##19RR	I,M
		Polyon™	1100		LHPU50JV6319YY	LHPU50JV6319TL	LHPU50JV6319RR	
			1100	04,09,60,48,57,12	LHPU50J+##19YY	LHPU50J+##19TL	LHPU50J+##19RR	G,V
		EnergySaver Polyon™	1300	04,09,60,48,57,12	LHSW50JU##19YY	LHSW50JU##19TL	LHSW50JU##19RR	
		PolyFlexon™ Cast	800	04,09,60,48,57,12	LHRP50JK##19YY	LHRP50JK##19TL	LHRP50JK##19RR	
		PolyFlexon™	900		LHUA50JO6419YY	LHUA50JO6419TL	LHUA50JO6419RR	
		Ultraflex™	900		LHUX50JO6419YY	LHUX50JO6419TL	LHUX50JO6419RR	
		D-Polygon	900		LHUD50JL6419YY	LHUD50JL6419TL	LHUD50JL6419RR	
		DuraLastomer™	900	09,60,48,57,12	LHSU50JL##19YY	LHSU50JL##19TL	LHSU50JL##19RR	
		Super Elastomer	1200	04,09,64,57,12	LHSX50JI##19YY	LHSX50JI##19TL	LHSX50JI##19RR	
		ErgoLastomer™	1400	04,09,64,57,12	LHHU50JI##19YY	LHHU50JI##19TL	LHHU50JI##19RR	
		Semi-Steel	1000	04,09,60,48,57,12	LHSS50JS##19YY	LHSS50JS##19TL	LHSS50JS##19RR	
		Heavy Duty Iron	1200	04,09,60,63,57,12	LHHS50JS##19YY	LHHS50JS##19TL	LHHS50JS##19RR	
		Ductile	1500	04,09,60,63,B1,B5	LHDS50JR##19YY	LHDS50JR##19TL	LHDS50JR##19RR	
		Forged Steel	2000	02,09,60,B1,B5	LHFS50JS##19YY	LHFS50JS##19TL	LHFS50JS##19RR	
		EnergySaver Ductile™	1500	04,09,60,48,B1,B5	LHCD50JR##19YY	LHCD50JR##19TL	LHCD50JR##19RR	
		Iron V-Groove	900	04,09,60,48,57,12	LHVG50JT##19YY	LHVG50JT##19TL	LHVG50JT##19RR	
		Conductive Nylon	630	04,09,60,48,57,12	LHCY50JH##19YY	LHCY50JH##19TL	LHCY50JH##19RR	
Conductive Ultraflex™	540		LHCX50JL6419YY	LHCX50JL6419TL	LHCX50JL6419RR			



Wheel Diameter	Tread Width	Wheel Type	Load Cap.	Available Bearing Options	Replace + with a desired wheel color			+Color
					Replace ## with desired wheel bearing			
					Swivel	Total Lock	Rigid	
6"	2"	Yoke Only			LHZZ60JZ8319YY	LHZZ60JZ8319TL	LHZZ60JZ8319RR	
		Neo-Energizer™	600	04, 09,64, 57, 12	LHEN60JB##19YY	LHEN60JB##19TL	LHEN60JB##19RR	
		Pneumatic	200		LHFP60JB6019YY	LHFP60JB6019TL	LHFP60JB6019RR	
		Foam Filled	200		LHFF60JB6019YY	LHFF60JB6019TL	LHFF60JB6019RR	
		Ever-Roll™	200		LHER60J+6019YY	LHER60J+6019TL	LHER60J+6019RR	B,I
		Nomadic™	600	04,09,48,60,57,12	LHNM60J+##19YY	LHNM60J+##19TL	LHNM60J+##19RR	A,I
		Rubber on Nylon	550	04,09,48,60,57,12	LHNR60JB##19YY	LHNR60JB##19TL	LHNR60JB##19RR	
		Dura Cushion™	350	04,09,63,57,12	LHBC60J+##19YY	LHBC60J+##19TL	LHBC60J+##19RR	X,Z
		Eco-Rubber	350		LHSN60JB5319YY	LHSN60JB5319TL	LHSN60JB5319RR	
		Rubber on Aluminum	550	04,09,48,60,57,12	LHRA60JB##19YY	LHRA60JB##19TL	LHRA60JB##19RR	
		Mold-On Rubber	550	04,09,48,60,57,12	LHRS60JB##19YY	LHRS60JB##19TL	LHRS60JB##19RR	
		Supreme Rubber	700	04,09,48,60,57,12	LHRH60JS##19YY	LHRH60JS##19TL	LHRH60JS##19RR	
		Blue Ergo™	550		LHBL60JL6319YY	LHBL60JL6319TL	LHBL60JL6319RR	
		Thermo-Pro™	500	04,09,60,63,48,57,12	LHTP60J+##19YY	LHTP60J+##19TL	LHTP60J+##19RR	A,I,T,X,Y,Z
		Xtreme Wheel	350	04	LHLS60JA6219YY	LHLS60JA6219TL	LHLS60JA6219RR	
		Polyolefin	700	04,09,60,53,P3,48,57,12	LHPO60J+##19YY	LHPO60J+##19TL	LHPO60J+##19RR	B,E
		Nylon	1000	04,09,63,57,12	LHNY60JE##19YY	LHNY60JE##19TL	LHNY60JE##19RR	
		Ironman	2000	65, 73	LHNX60JB##19YY	LHNX60JB##19TL	LHNX60JB##19RR	
		RokHard™	1000	04,09,48,60,57,12	LHHI60JB##19YY	LHHI60JB##19TL	LHHI60JB##19RR	
		BrimStone™	1100	04,09,60,90	LHGN60J+##19YY	LHGN60J+##19TL	LHGN60J+##19RR	B,Q
		Epoxy	1100	04,09,90	LHOV60JQ##19YY	LHOV60JQ##19TL	LHOV60JQ##19RR	
		MaxRok™	1200	04,09,63,57,12	LHMA60JB##19YY	LHMA60JB##19TL	LHMA60JB##19RR	
		Phenolic	1200	04,09,48,60,57,12	LPH60JB##19YY	LPH60JB##19TL	LPH60JB##19RR	
		Straight-Sided Phenolic	1500		LPH60TB##19YY	LPH60TB##19TL	LPH60TB##19RR	
		High-Temp Phenolic	900	04,09,90	LHHT60JQ##19YY	LHHT60JQ##19TL	LHHT60JQ##19RR	
		Poly MaxRok™	1200	04,09,48,60,57,12	LHMU60J+##19YY	LHMU60J+##19TL	LHMU60J+##19RR	G,K
		Polyon AL™	1200	04,09,48,60,57,12	LHPA60J+##19YY	LHPA60J+##19TL	LHPA60J+##19RR	N,R
		Polyon-C	1200	04,09,48,60,57,12	LHPR60JL##19YY	LHPR60JL##19TL	LHPR60JL##19RR	
		DW-Black	700		LHDW60JLT319YY	LHDW60JLT319TL	LHDW60JLT319RR	
		DW-Red	960		LHDW60JRT319YY	LHDW60JRT319TL	LHDW60JRT319RR	
		DW-Blue	1400		LHDW60JBT319YY	LHDW60JBT319TL	LHDW60JBT319RR	
		DW-Gray	1400		LHDW60JGT319YY	LHDW60JGT319TL	LHDW60JGT319RR	
		Crown DW-Red	960		LHDW60XRT319YY	LHDW60XRT319TL	LHDW60XRT319RR	
		Crown DW-Blue	1400		LHDW60XBT319YY	LHDW60XBT319TL	LHDW60XBT319RR	
		Poly-Pro™	720	04,09,48,60,63,57,12	LHPP60J+##19YY	LHPP60J+##19TL	LHPP60J+##19RR	D,I,K,M,U,W
			900		LHPP60JP4919YY	LHPP60JP4919TL	LHPP60JP4919RR	
					LHPP60JH6319YY	LHPP60JH6319TL	LHPP60JH6319RR	
		Polymadic™	900	04,09,48,60,63,57,12	LHPM60J+##19YY	LHPM60J+##19TL	LHPM60J+##19RR	I,M
		Polyon™	1200		LHPU60JV6319YY	LHPU60JV6319TL	LHPU60JV6319RR	
				04,09,48,60,57,12	LHPU60J+##19YY	LHPU60J+##19TL	LHPU60J+##19RR	G,V
		EnergySaver Polyon™	1400	04,09,63,57,12	LHSW60JU##19YY	LHSW60JU##19TL	LHSW60JU##19RR	
		PolyFlexon™ Cast	900	04,09,63,57,12	LHRP60JK##19YY	LHRP60JK##19TL	LHRP60JK##19RR	
		PolyFlexon™	900		LHUA60J+6419YY	LHUA60J+6419TL	LHUA60J+6419RR	N,O
		D-Polyon	1000		LHUD60JL6419YY	LHUD60JL6419TL	LHUD60JL6419RR	
		Ultraflex™	1000		LHUX60JO6419YY	LHUX60JO6419TL	LHUX60JO6419RR	
		Champion	1200		LHCP60JN6419YY	LHCP60JN6419TL	LHCP60JN6419RR	
		DuraLastomer™	1000	09,48,60,57,12	LHSU60JL##19YY	LHSU60JL##19TL	LHSU60JL##19RR	
		Super Elastomer	1400		LHSX60JI6419YY	LHSX60JI6419TL	LHSX60JI6419RR	
		ErgoLastomer™	1700	04,09,48,60,64,57,12	LHHU60JI##19YY	LHHU60JI##19TL	LHHU60JI##19RR	
		Titan™ Polymer	2000		LHPX60JO6319YY	LHPX60JO6319TL	LHPX60JO6319RR	
		Conquer™	1800		LHCQ60JM6419YY	LHCQ60JM6419TL	LHCQ60JM6419RR	
			1800		LHCQ60JL6419YY	LHCQ60JL6419TL	LHCQ60JL6419RR	
Semi-Steel	1200	04,09,48,60,57,12	LHSS60JS##19YY	LHSS60JS##19TL	LHSS60JS##19RR			
Heavy Duty Iron	1400	04,09,60,63,57,12	LHHS60JS##19YY	LHHS60JS##19TL	LHHS60JS##19RR	S=Flat Tread;		
		04,09,60,48,57,12	LHHS60JX##19YY	LHHS60JX##19TL	LHHS60JX##19RR	X=Crown Tread		
Ductile	2000	04,09,60,73,63,B1,B5	LHDS60JR##19YY	LHDS60JR##19TL	LHDS60JR##19RR			
EnergySaver Ductile™	2000	04,09,48, 60,73,B1,B5	LHCD60JR##19YY	LHCD60JR##19TL	LHCD60JR##19RR			
Forged Steel	2000	04,09,73,63,B1,B5	LHFS60JS##19YY	LHFS60JS##19TL	LHFS60JS##19RR	S=Flat Tread;		
			LHFS60JX4P19YY	LHFS60JX4P19TL	LHFS60JX4P19RR	X=Crown Tread		
Ironman™ V-Groove	1000		LHNV60JT4P19YY	LHNV60JT4P19TL	LHNV60JT4P19RR			
Iron V-Groove	1000	04,09,48,60,57,12	LHVG60JT##19YY	LHVG60JT##19TL	LHVG60JT##19RR			
Ductile V-Groove	1500	04,09,57,12,63,B1,B5	LHDV60JT##19YY	LHDV60JT##19TL	LHDV60JT##19RR			
Conductive Nylon	700		LHCY60JI6219YY	LHCY60JI6219TL	LHCY60JI6219RR			
Conductive Ultraflex™	600		LHCX60JL6419YY	LHCX60JL6419TL	LHCX60JL6419RR			



Wheel Diameter	Tread Width	Wheel Type	Load Cap.	Available Bearing Options	Replace + with a desired wheel color			+Color
					Replace ## with desired wheel bearing			
					Swivel	Total Lock	Rigid	
8"	2"	Yoke Only			LHZZ80JZ8319YY	LHZZ80JZ8319TL	LHZZ80JZ8319RR	
		Neo-Energizer™	600	04,09,64,57,12	LHEN80JB##19YY	LHEN80JB##19TL	LHEN80JB##19RR	
		Nomadic™	700	04,09,48,60,57,12	LHNM80J+##19YY	LHNM80J+##19TL	LHNM80J+##19RR	A,I
		Rubber on Nylon	600	04,09,48,60,57,12	LHNR80JB##19YY	LHNR80JB##19TL	LHNR80JB##19RR	
		Dura Cushion™	450	04,09,63,57,12	LHBC80J+##19YY	LHBC80J+##19TL	LHBC80J+##19RR	X,Z
		Eco-Rubber	450	53,P3	LHSN80UC##19YY	LHSN80UC##19TL	LHSN80UC##19RR	
		Rubber on Aluminum	600	04,09,48,60,57,12	LHRA80JB##19YY	LHRA80JB##19TL	LHRA80JB##19RR	
		Mold-On Rubber	600	04,09,48,60,57,12	LHRS80JB##19YY	LHRS80JB##19TL	LHRS80JB##19RR	
		Supreme Rubber	810	04,09,63,57,12	LHRH80JS##19YY	LHRH80JS##19TL	LHRH80JS##19RR	
		Blue Ergo™	600		LHBL80JL6319YY	LHBL80JL6319TL	LHBL80JL6319RR	
		Thermo-Pro™	600	04,09,60,63,48,57,12	LHTP80J+##19YY	LHTP80J+##19TL	LHTP80J+##19RR	A,I,T,X,Y,Z
		Xtreme Wheel	400	05	LHLS80JA6219YY	LHLS80JA6219TL	LHLS80JA6219RR	
		Polyolefin	900	04,09,60,53,P3,48,57,90,12	LHPO80J+##19YY	LHPO80J+##19TL	LHPO80J+##19RR	B,E
		Nylon	1100	04,09,63,57,12	LHNY80JE##19YY	LHNY80JE##19TL	LHNY80JE##19RR	
		Ironman	2000	65,73	LHNX80JB##19YY	LHNX80JB##19TL	LHNX80JB##19RR	
		RokHard™	1100	04,09,48,60,57,12	LHHI80JB##19YY	LHHI80JB##19TL	LHHI80JB##19RR	
		BrimStone™	1200	04,09,60,90	LHGN80J+##19YY	LHGN80J+##19TL	LHGN80J+##19RR	B,Q
		Epoxy	1200	04,09	LHOV80JQ##19YY	LHOV80JQ##19TL	LHOV80JQ##19RR	
		MaxRok™	1400	04,09,49,57,12	LHMA80JB##19YY	LHMA80JB##19TL	LHMA80JB##19RR	
		Phenolic	1400	04,09,48,60,57,12	LHPH80JB##19YY	LHPH80JB##19TL	LHPH80JB##19RR	
		High-Temp Phenolic	1100	04,09,90	LHHT80JQ##19YY	LHHT80JQ##19TL	LHHT80JQ##19RR	
		Poly MaxRok™	1400	04,09,48,60,57,12	LHMU80J+##19YY	LHMU80J+##19TL	LHMU80J+##19RR	G,K
		Polygon AL™	1500	04,09,48,60,57,12	LHPA80J+##19YY	LHPA80J+##19TL	LHPA80J+##19RR	N,R
		DW-Black	750		LHDW80JLT319YY	LHDW80JLT319TL	LHDW80JLT319RR	
		DW-Red	1100		LHDW80JRT319YY	LHDW80JRT319TL	LHDW80JRT319RR	
		DW-Blue	1600		LHDW80JBT319YY	LHDW80JBT319TL	LHDW80JBT319RR	
		DW-Gray	1700		LHDW80JGT319YY	LHDW80JGT319TL	LHDW80JGT319RR	
		Crown DW-Red	1100		LHDW80XRT319YY	LHDW80XRT319TL	LHDW80XRT319RR	
		Crown DW-Blue	1600		LHDW80XBT319YY	LHDW80XBT319TL	LHDW80XBT319RR	
		Poly-Pro™	810	04,09,48,60,63,57,12	LHPP80J+##19YY	LHPP80J+##19TL	LHPP80J+##19RR	C,D,I,K,M,U,W
			1000		LHPP80JP4919YY	LHPP80JP4919TL	LHPP80JP4919RR	
			1000		LHPP80JH6319YY	LHPP80JH6319TL	LHPP80JH6319RR	
		Polymadic™	1000	04,09,48,60,63,57,12	LHPM80J+##19YY	LHPM80J+##19TL	LHPM80J+##19RR	I,M
		Polygon™	1400		LHPU80JV6319YY	LHPU80JV6319TL	LHPU80JV6319RR	
				04,09,48,60,57,12	LHPU80J+##19YY	LHPU80J+##19TL	LHPU80J+##19RR	G,V
		EnergySaver Polygon™	1500	04,09,48,60,57,12	LHSW80JU##19YY	LHSW80JU##19TL	LHSW80JU##19RR	
		PolyFlexon™ Cast	1000		LHRP80JK6319YY	LHRP80JK6319TL	LHRP80JK6319RR	
		PolyFlexon™	1200		LHUA80J+6419YY	LHUA80J+6419TL	LHUA80J+6419RR	N,O
		D-Polygon	1200		LHUD80JL6419YY	LHUD80JL6419TL	LHUD80JL6419RR	
		Ultraflex™	1200		LHUX80JO6419YY	LHUX80JO6419TL	LHUX80JO6419RR	
		Champion	1700		LHCP80JN6419YY	LHCP80JN6419TL	LHCP80JN6419RR	
		DuraLastomer™	1000	09,48,60,57,12	LHSU80JL##19YY	LHSU80JL##19TL	LHSU80JL##19RR	
		Super Elastomer	1500		LHSX80JI6419YY	LHSX80JI6419TL	LHSX80JI6419RR	
		ErgoLastomer™	2000	04,09,64,57,12	LHHU80JI##19YY	LHHU80JI##19TL	LHHU80JI##19RR	
		Titan™ Polymer	2000		LHPX80JO6319YY	LHPX80JO6319TL	LHPX80JO6319RR	
Conquer™	2000		LHCQ80JM6419YY	LHCQ80JM6419TL	LHCQ80JM6419RR			
	2000		LHCQ80JL6419YY	LHCQ80JL6419TL	LHCQ80JL6419RR			
Semi-Steel	1400	04,09,48,60,57,12	LHSS80JS##19YY	LHSS80JS##19TL	LHSS80JS##19RR			
Heavy Duty Iron	1600	04,09,48,60,57,12	LHHS80JS##19YY	LHHS80JS##19TL	LHHS80JS##19RR	S=Flat Tread;		
			LHHS80JX##19YY	LHHS80JX##19TL	LHHS80JX##19RR	X=Crown Tread		
Ductile	2000	04,09,48,60,B1,B5	LHDS80JR##19YY	LHDS80JR##19TL	LHDS80JR##19RR			
EnergySaver Ductile™	2000	04,09,48,60,B1,B5	LHCD80JR##19YY	LHCD80JR##19TL	LHCD80JR##19RR			
Forged Steel	2000	04,09,63,B5,B1	LHFS80JS##19YY	LHFS80JS##19TL	LHFS80JS##19RR	S=Flat Tread;		
			LHFS80JX4P19YY	LHFS80JX4P19TL	LHFS80JX4P19RR	X=Crown Tread		
Ironman™ V-Groove	1200		LHNV80JT4P19YY	LHNV80JT4P19TL	LHNV80JT4P19RR			
Iron V-Groove	1200	04,09,48,60,57,12	LHVG80JT##19YY	LHVG80JT##19TL	LHVG80JT##19RR			
Conductive Nylon	770		LHCY80JI6219YY	LHCY80JI6219TL	LHCY80JI6219RR			
Conductive Ultraflex™	700		LHCX80JL6419YY	LHCX80JL6419TL	LHCX80JL6419RR			

*The Ever-Roll is not designed to sit with load.



43/44 Medium Heavy-Duty Series - 1500LB

- Majority of this series and wheel types are NSF Listed
- Zerk grease fitting in raceway and wheel axle
- Large heat-treated double ball raceways
- 3/4" kingbolt
- Zinc plated
- 1/2" axle

43/44 SERIES • CAPACITY 1500



A-Cam Brake (AY)	Cam Brake (CY)	Face Contact Brake (FY)	Universal Contact Brake (UF)
Top Lock Brake (TY)	Raceway Seal (LY)	4-Position Lock (PY)	Toe Guard (4Y)

FASTENING PATTERNS

Plate Code	Overall Size	Bolt Hole Pattern	Mounting Bolt Size
19	4-1/2" x 6-1/4"	2-7/16" x 4-15/16" to 3-3/8" x 5-1/4"	1/2"
Overall Height and Swivel Radius			
Wheel Diameter	Overall Height	Denotation Code	Swivel Radius
4"	5-5/8" Standard	40	3-3/8"
5"	6-1/2"	50	4"
6"	7-1/2" Standard	60	4-3/4"
8"	10-1/8"	80	5-3/4"
	9-1/2" Optional Height	81	5-3/4"
10"	11-1/2"	10	7"



43/44 SERIES • CAPACITY 1500

Wheel Diameter	Tread Width	Wheel Type	Load Cap.	Available Bearing Options	Replace + with a desired wheel color		+Color
					Replace ## with desired wheel bearing		
					SWIVEL	RIGID	
4"	2"	Yoke Only			43ZZ40JZ8319YY	44ZZ40JZ8319YY	
		Neo-Energizer™	500	04,09,60,48,57,12	43EN40JB##19YY	44EN40JB##19YY	
		Nomadic™	400	04,09,60,48,57,12	43NM40J+##19YY	44NM40J+##19YY	A,I
		Rubber on Nylon	400	04,09,60,48,57,12	43NR40JB##19YY	44NR40JB##19YY	
		Rubber on Aluminum	400	04,09,60,48,57,12	43RA40JB##19YY	44RA40JB##19YY	
		Low Profile Rubber	300	04,09,60,48,57,12	43LP40JB##19YY	44LP40JB##19YY	
		Mold-On Rubber	400	04,09,60,48,57,12	43RS40JB##19YY	44RS40JB##19YY	
		Blue Ergo™	400		43BL40JL6319YY	44BL40JL6319YY	
		Thermo-Pro™	300	04,09,60,63,48,57,12	43TP40J+##19YY	44TP40J+##19YY	A,I,T,Y
		Xtreme Wheel	250	02	43LS40JA6419YY	44LS40JA6419YY	
		Polyolefin	500	04,09,60,63,48,57,12	43PO40J+##19YY	44PO40J+##19YY	B,E
		Nylon	810	04,09,60,48,57,12	43NY40JE##19YY	44NY40JE##19YY	
		Ironman™	1500	04,09,60, 48,65,73,12	43NX40JB##19YY	44NX40JB##19YY	
		RokHard™	800	04,09,62,57,12	43HI40JB##19YY	44HI40JB##19YY	
		BrimStone™	800	04,09,90	43GN40J+##19YY	44GN40J+##19YY	B,Q
		Epoxy	800	04,09,90	43OV40JQ##19YY	44OV40JQ##19YY	
		MaxRok™	800	04,09,49,57,12	43MA40JB##19YY	44MA40JB##19YY	
		Phenolic	800	04,09,60,48,57,12	43PH40JB##19YY	44PH40JB##19YY	
		Phenolic(Straight Sided)	1000	04,09,60,57,12	43PH40TB##19YY	44PH40TB##19YY	
		High-Temp Phenolic	600	04,09,90	43HT40JQ##19YY	44HT40JQ##19YY	
		Polygon MaxRok™	700	04,09,60,48,57,12	43MU40J+##19YY	44MU40J+##19YY	G,K
		Polygon AL™	800	04,09,60,48,57,12	43PA40J+##19YY	43PA40J+##19YY	N,R
		DW-Black	470		43DW40JLT319YY	44DW40JLT319YY	
		DW-Red	540		43DW40JRT319YY	44DW40JRT319YY	
		DW-Blue	960		43DW40JBT319YY	44DW40JBT319YY	
		DW-Gray	1000		43DW40JGT319YY	44DW40JGT319YY	
		Poly-Pro™	500	04,09,60,62,48,57,12	43PP40J+##19YY	44PP40J+##19YY	D,K,M,U,W
			600		43PP40JP4919YY	44PP40JP4919YY	
		Polymadic™	600	04,09,60,49,48,57,12	43PM40J+##19YY	44PM40J+##19YY	I,M
		Polygon™	800		43PU40JV6319YY	44PU40JV6319YY	
			800	04,09,60,48,57,12	43PU40J+##19YY	44PU40J+##19YY	G,V
		EnergySaver Polygon™	800	04,09,60,48,57,12	43SW40JU##19YY	44SW40JU##19YY	
		PolyFlexon™ Cast	700	04,09,60,48,57,12	43RP40JK##19YY	44RP40JK##19YY	
		PolyFlexon™	900		43UA40JO6419YY	44UA40JO6419YY	
		Ultraflex™	900		43UX40JO6319YY	44UX40JO6319YY	
		DuraLastomer™	750	09,60,48,57,12	43SU40JL##19YY	44SU40JL##19YY	
		Super Elastomer	1200		43SX40JI6419YY	44SX40JI6419YY	
		ErgoLastomer™	1000	04,09,64,57,12	43HU40JI##19YY	44HU40JI##19YY	
		Semi-Steel	700	04,09,60,48,57,12	43SS40JS##19YY	44SS40JS##19YY	
		Heavy Duty Iron	900	04,09,60,48,57,12	43HS40JS##19YY	44HS40JS##19YY	
Ductile	1500	04,09,60,63,57,12	43DS40JR##19YY	44DS40JR##19YY			
Solid Steel	1500	09,63, B1,B5	43MS40JS##19YY	44MS40JS##19YY			
EnergySaver Ductile™	1500	04,60,48,09,B1,B5	43CD40JR##19YY	44CD40JR##19YY			
Ironman™ V-Groove	1000		43NV40JT4P19YY	44NV40JT4P19YY			
MaxRok™ V-Groove	800	04,09,60,48,57,12	43MV40JT##19YY	44MV40JT##19YY			
Iron V-Groove	600	04,09,60,48,57,12	43VG40JT##19YY	44VG40JT##19YY			
Ductile V-Groove	1500	04,09,60,48,57, B1, B5	43DV40JT##19YY	44DV40JT##19YY			
Conductive Ultraflex™	500		43CX40JL6319YY	44CX40JL6319YY			
4"	1-13/16"	Solid Steel V-Groove	1500		43SV40IT1419YY	44SV40IT1419YY	



Wheel Diameter	Tread Width	Wheel Type	Load Cap.	Available Bearing Options	Replace + with a desired wheel color		+Color
					Replace ## with desired wheel bearing		
					SWIVEL	RIGID	
5"	2"	Yoke Only			43ZZ50JZ8319YY	44ZZ50JZ8319YY	
		Neo-Energizer™	550	04,09,60,48,57,12	43EN50JB##19YY	44EN50JB##19YY	
		Nomadic™	500	04,09,60,48,57,12	43NM50J+##19YY	44NM50J+##19YY	A,I
		Rubber on Nylon	450	04,09,60,48,57,12	43NR50JB##19YY	44NR50JB##19YY	
		Rubber on Aluminum	500	04,09,60,48,57,12	43RA50JB##19YY	44RA50JB##19YY	
		Mold-On Rubber	400	04,09,60,48,57,12	43RS50JB##19YY	44RS50JB##19YY	
		Blue Ergo™	400		43BL50JL6319YY	44BL50JL6319YY	
		CushEndure™	400		43GR50JB1919YY	44GR50JB1919YY	
		Thermo-Pro™	350	04,09,60,48,57,12	43TP50J+##19YY	44TP50J+##19YY	A,I,T,X,Y,Z
		Xtreme Wheel	250	03	43LS50JA6219YY	44LS50JA6219YY	
		Polyolefin	650	04,09,60,48,57,12	43PO50J+##19YY	44PO50J+##19YY	B,E
		Nylon	900	04,09,60,48,57,12	43NY50JE##19YY	44NY50JE##19YY	
		Ironman	1500	65,73	43NX50J+##19YY	44NX50J+##19YY	B,I
		RokHard™	900	04,09,60,57,12	43HI50JB##19YY	44HI50JB##19YY	
		BrimStone™	1000	04,09,90	43GN50J+##19YY	44GN50J+##19YY	B,Q
		Epoxy	1000	04,09,90	43OV50JQ##19YY	44OV50JQ##19YY	
		MaxRok™	1000	04,09,63,49,57,12	43MA50JB##19YY	44MA50JB##19YY	
		Phenolic	1000	04,09,60,48,57,12	43PH50JB##19YY	44PH50JB##19YY	
		HI-Temp Phenolic	750	04,09,90	43HT50JQ##19YY	44HT50JQ##19YY	
		Sterollizer™	450		43SL50JCB819YY	44SL50JCB819YY	
		Polygon MaxRok™	1000	04,09,60,63,48,57,12	43MU50J+##19YY	44MU50J+##19YY	G,K
		Polygon AL™	900	04,09,60,48,57,12	43PA50J+##19YY	44PA50J+##19YY	N,R
		Polygon-C	900	04,09,60,48,57,12	43PR50JL##19YY	44PR50JL##19YY	
		DW-Black	550		43DW50JLT319YY	44DW50JLT319YY	
		DW-Red	750		43DW50JRT319YY	44DW50JRT319YY	
		DW-Blue	1160		43DW50JBT319YY	44DW50JBT319YY	
		DW-Gray	1200		43DW50JGT319YY	44DW50JGT319YY	
		Poly-Pro™	600	04,09,48,60,63,57,12	43PP50J+##19YY	44PP50J+##19YY	B,C,D,K,M,U,W
			700		43PP50JP4919YY	44PP50JP4919YY	
					43PP50JH6319YY	44PP50JH6319YY	
		Polymadic™	750	04,09,48,60,63,57,12	43PM50J+##19YY	44PM50J+##19YY	I,M
		Polyon™	1100		43PU50JV6319YY	44PU50JV6319YY	
			1100	04,09,60,48,57,12	43PU50J+##19YY	44PU50J+##19YY	G,V
		EnergySaver Polyon™	1300	04,09,60,48,57,12	43SW50JU##19YY	44SW50JU##19YY	
		PolyFlexon™ Cast	800	04,09,60,48,57,12	43RP50JK##19YY	44RP50JK##19YY	
		PolyFlexon™	900		43UA50JO6419YY	44UA50JO6419YY	
		Ultraflex™	900		43UX50JO6419YY	44UX50JO6419YY	
		D-Polyon	900		43UD50JL6419YY	44UD50JL6419YY	
		DuraLastomer™	900	09,60,48,57,12	43SU50JL##19YY	44SU50JL##19YY	
		Super Elastomer	1200	04,09,64,57,12	43SX50JI##19YY	44SX50JI##19YY	
		ErgoLastomer™	1400	04,09,64,57,12	43HU50JI##19YY	44HU50JI##19YY	
		Semi-Steel	1000	04,09,60,48,57,12	43SS50JS##19YY	44SS50JS##19YY	
Heavy Duty Iron	1200	04,09,60,63,57,12	43HS50JS##19YY	44HS50JS##19YY			
Ductile	1500	04,09,60,63,B1,B5	43DS50JR##19YY	44DS50JR##19YY			
Forged Steel	1500	02,09,60,B1,B5	43FS50JS##19YY	44FS50JS##19YY			
EnergySaver Ductile™	1500	04,09,60,48,B1,B5	43CD50JR##19YY	44CD50JR##19YY			
Iron V-Groove	900	04,09,60,48,57,12	43VG50JT##19YY	44VG50JT##19YY			
Conductive Nylon	630	04,09,60,48,57,12	43CY50JH##19YY	44CY50JH##19YY			
Conductive Ultraflex™	540		43CX50JL6419YY	44CX50JL6419YY			



Wheel Diameter	Tread Width	Wheel Type	Load Cap.	Available Bearing Options	Replace + with a desired wheel color		+Color
					Replace ## with desired wheel bearing		
					SWIVEL	RIGID	
6"	2"	Yoke Only			43ZZ60JZ8319YY	44ZZ60JZ8319YY	
		Neo-Energizer™	600	04, 09,64, 57, 12	43EN60JB##19YY	44EN60JB##19YY	
		Pneumatic	200		43FP60JB6019YY	44FP60JB6019YY	
		Foam Filled	200		43FF60JB6019YY	44FF60JB6019YY	
		Ever-Roll™	200		43ER60J+6019YY	44ER60J+6019YY	B,I
		Nomadic™	600	04,09,48,60,57,12	43NM60J+##19YY	44NM60J+##19YY	A,I
		Rubber on Nylon	550	04,09,48,60,57,12	43NR60JB##19YY	44NR60JB##19YY	
		Dura Cushion™	350	04,09,63,57,12	43BC60J+##19YY	44BC60J+##19YY	X,Z
		Eco-Rubber	350		43SN60JB5319YY	44SN60JB5319YY	
		Rubber on Aluminum	550	04,09,48,60,57,12	43RA60JB##19YY	44RA60JB##19YY	
		Mold-On Rubber	550	04,09,48,60,57,12	43RS60JB##19Y	44RS60JB##19YY	
		Supreme Rubber	700	04,09,48,60,57,12	43RH60JS##19YY	44RH60JS##19YY	
		Blue Ergo™	550	04	43BL60JL6319YY	44BL60JL6319YY	
		Thermo-Pro™	500	04,09,60,63,48,57,12	43TP60J+##19YY	44TP60J+##19YY	A,I,T,X,Y,Z
		Xtreme Wheel	350	04	43LS60JA6219YY	44LS60JA6219YY	
		Polyolefin	700	04,09,60,53,P3,48,57,12	43PO60J+##19YY	44PO60J+##19YY	B,E
		Nylon	1000	04,09,63,57,12	43NY60JE##19YY	44NY60JE##19YY	
		Ironman	1500	65, 73	43NX60JB##19YY	44NX60JB##19YY	
		RokHard™	1000	04,09,48,60,57,12	43HI60JB##19YY	44HI60JB##19YY	
		BrimStone™	1100	04,09,60,90	43GN60J+##19YY	44GN60J+##19YY	B,Q
		Epoxy	1100	04,09,90	43OV60JQ##19YY	44OV60JQ##19YY	
		MaxRok™	1200	04,09,63,57,12	43MA60JB##19YY	44MA60JB##19YY	
		Phenolic	1200	04,09,48,60,57,12	43PH60JB##19YY	44PH60JG##19YY	
		Straight-Sided Phenolic	1500		43PH60TB##19YY	44PH60TB##19YY	
		High-Temp Phenolic	900	04,09,90	43HT60JQ##19YY	44HT60JQ##19YY	
		Poly MaxRok™	1200	04,09,48,60,57,12	43MU60J+##19YY	44MU60J+##19YY	G,K
		Polygon AL™	1200	04,09,48,60,57,12	43PA60J+##19YY	44PA60J+##19YY	N,R
		Polygon-C	1200	04,09,48,60,57,12	43PR60JL##19YY	44PR60JL##19YY	
		DW-Black	700		43DW60JLT319YY	44DW60JLT319YY	
		DW-Red	960		43DW60JRT319YY	44DW60JRT319YY	
		DW-Blue	1440		43DW60JBT319YY	44DW60JBT319YY	
		DW-Gray	1440		43DW60JGT319YY	44DW60JGT319YY	
		Crown DW-Red	960		43DW60XRT319YY	44DW60XRT319YY	
		Crown DW-Blue	1440		43DW60XBT319YY	44DW60XBT319YY	
		Poly-Pro™	720	04,09,48,60,63,57,12	43PP60J+##19YY	44PP60J+##19YY	D,I,K,M,U,W
			900		43PP60JP4919YY	44PP60JP4919YY	
					43PP60JH6319YY	44PP60JH6319YY	
		Polymadic™	900	04,09,48,60,63,57,12	43PM60J+##19YY	44PM60J+##19YY	I,M
		Polygon™	1200		43PU60JV6319YY	44PU60JV6319YY	
				04,09,48,60,57,12	43PU60J+##19YY	44PU60J+##19YY	G,V
		EnergySaver Polygon™	1400	04,09,63,57,12	43SW60JU##19YY	44SW60JU##19YY	
		PolyFlexon™ Cast	900	04,09,63,57,12	43RP60JK##19YY	44RP60JK##19YY	
		PolyFlexon™	900		43UA60J+6419YY	44UA60J+6419YY	N,O
		D-Polygon	1000		43UD60JL6419YY	44UD60JL6419YY	
Ultraflex™	1000		43UX60JO6419YY	44UX60JO6419YY			
Champion	1200		43CP60JN6419YY	44CP60JN6419YY			
DuraLastomer™	1000	09,48,60,57,12	43SU60JL##19YY	44SU60JL##19YY			
Super Elastomer	1400		43SX60JI6419YY	44SX60JI6419YY			
ErgoLastomer™	1500	04,09,48,60,64,57,12	43HU60JI##19YY	44HU60JI##19YY			
Titan™ Polymer	1500		43PX60JO6319YY	44PX60JO6319YY			
Conquer™	1200		43CQ60JR6419YY	44CQ60JR6419YY			
	1200		43CQ60JL6419YY	44CQ60JL6419YY			
Semi-Steel	1200	04,09,48,60,57,12	43SS60JS##19YY	44SS60JS##19YY			
Heavy Duty Iron	1400	04,09,60,63,57,12	43HS60JS##19YY	44HS60JS##19YY	S=Flat Tread; X=Crown Tread		
		04,09,60,48,57,12	43HS60JX##19YY	44HS60JX##19YY			
Ductile	1500	04,09,60,73,63,B1,B5	43DS60JR##19YY	44DS60JR##19YY			
EnergySaver Ductile™	1500	04,09,48, 60,73,B1,B5	43CD60JR##19YY	44CD60JR##19YY			
Forged Steel	1500	04,09,73,63,B1,B5	43FS60JS##19YY	44FS60JS##19YY	S=Flat Tread; X=Crown Tread		
			43FS60JX4P19YY	44FS60JX4P19YY			
Ironman™ V-Groove	1000		43NV60JT4P19YY	44NV60JT4P19YY			
Iron V-Groove	1000	04,09,48,60,57,12	43VG60JT##19YY	44VG60JT##19YY			
Ductile V-Groove	1500	04,09,57,12,63,B1,B5	43DV60JT##19YY	44DV60JT##19YY			
Conductive Nylon	700		43CY60JI6219YY	44CY60JI6219YY			
Conductive Ultraflex™	600		43CX60JL6419YY	44CX60JL6419YY			



Wheel Diameter	Tread Width	Wheel Type	Load Cap.	Available Bearing Options	Replace + with a desired wheel color		+Color
					Replace ## with desired wheel bearing		
					SWIVEL	RIGID	
6"	1-13/16"	Solid Steel V-Groove	1500		43SV60IT1419YY	44SV60IT1419YY	
6"	2.5"	Yoke Only			43ZZ60KZ8319YY	44ZZ60KZ8319YY	
		Mold-On Rubber	700		43RS60KB0619YY	44RS60KB0619YY	
		Phenolic	1400		43PH60KB0619YY	44PH60KB0619YY	
		Polyon™	1500		43PU60KV0619YY	44PU60KV0619YY	
		Semi-Steel	1500		43SS60KS0619YY	44SS60KS0619YY	
8"	2"	Yoke Only			43ZZ80JZ8319YY	44ZZ80JZ8319YY	
		Neo-Energizer™	600	04,09,64,57,12	43EN80JB##19YY	44EN80JB##19YY	
		Nomadic™	700	04,09,48,60,57,12	43NM80J+##19YY	44NM80J+##19YY	A,I
		Rubber on Nylon	600	04,09,48,60,57,12	43NR80JB##19YY	44NR80JB##19YY	
		Dura Cushion™	450	04,09,63,57,12	43BC80J+##19YY	44BC80J+##19YY	X,Z
		Eco-Rubber	450	53,P3	43SN80UC##19YY	44SN80UC##19YY	
		Rubber on Aluminum	600	04,09,48,60,57,12	43RA80JB##19YY	44RA80JB##19YY	
		Mold-On Rubber	600	04,09,48,60,57,12	43RS80JB##19YY	44RS80JB##19YY	
		Supreme Rubber	810	04,09,63,57,12	43RH80JS##19YY	44RH80JS##19YY	
		Blue Ergo™	600		43BL80JL6319YY	44BL80JL6319YY	
		Thermo-Pro™	600	04,09,60,63,48,57,12	43TP80J+##19YY	44TP80J+##19YY	A,I,T,X,Y,Z
		Xtreme Wheel	400		43LS80JA6219YY	44LS80JA6219YY	
		Polyolefin	900	04,09,60,53,P3,48,57,90,12	43PO80J+##19YY	44PO80J+##19YY	B,E
		Nylon	1100	04,09,63,57,12	43NY80JE##19YY	44NY80JE##19YY	
		Ironman	1500	65,73	43NX80JB##19YY	44NX80JB##19YY	
		RokHard™	1100	04,09,48,60,57,12	43HI80JB##19YY	44HI80JB##19YY	
		BrimStone™	1200	04,09,60,90	43GN80J+##19YY	44GN80J+##19YY	B,Q
		Epoxy	1200	04,09	43OV80JQ##19YY	44OV80JQ##19YY	
		MaxRok™	1400	04,09,49,57,12	43MA80JB##19YY	44MA80JB##19YY	
		Phenolic	1400	04,09,48,60,57,12	43PH80JB##19YY	44PH80JB##19YY	
		High-Temp Phenolic	1100	04,09,90	43HT80JQ##19YY	44HT80JQ##19YY	
		Poly MaxRok™	1400	04,09,48,60,57,12	43MU80J+##19YY	44MU80J+##19YY	G,K
		Polyon AL™	1500	04,09,48,60,57,12	43PA80J+##19YY	44PA80J+##19YY	N,R
		DW-Black	750		43DW80JLT319YY	44DW80JLT319YY	
		DW-Red	1100		43DW80JRT319YY	44DW80JRT319YY	
		DW-Blue	1500		43DW80JBT319YY	44DW80JBT319YY	
		DW-Gray	1500		43DW80JGT319YY	44DW80JGT319YY	
		Crown DW-Red	1100		43DW80XRT319YY	44DW80XRT319YY	
		Crown DW-Blue	1500		43DW80XBT319YY	44DW80XBT319YY	
		Poly-Pro™	810	04,09,48,60,63,57,12	43PP80J+##19YY	44PP80J+##19YY	C,D,I,K,M,U,W
			1000		43PP80JP4919YY	44PP80JP4919YY	
			1000		43PP80JH6319YY	44PP80JH6319YY	
		Polymadic™	1000	04,09,48,60,63,57,12	43PM80J+##19YY	44PM80J+##19YY	I,M
		Polyon™	1400		43PU80JV6319YY	44PU80JV6319YY	
				04,09,48,60,57,12	43PU80J+##19YY	44PU80J+##19YY	G,V
		EnergySaver Polyon™	1500	04,09,48,60,57,12	43SW80JU##19YY	44SW80JU##19YY	
		PolyFlexon™ Cast	1000		43RP80JK6319YY	44RP80JK6319YY	
		PolyFlexon™	1200		43UA80J+6419YY	44UA80J+6419YY	N,O
		D-Polyon	1200		43UD80JL6419YY	44UD80JL6419YY	
		Ultraflex™	1200		43UX80JO6419YY	44UX80JO6419YY	
		Champion	1500		43CP80JN6419YY	44CP80JN6419YY	
		DuraLastomer™	1000	09,48,60,57,12	43SU80JL##19YY	44SU80JL##19YY	
		Super Elastomer	1500		43SX80JI6419YY	44SX80JI6419YY	
		ErgoLastomer™	1500	04,09,64,57,12	43HU80JI##19YY	44HU80JI##19YY	
		Titan™ Polymer	1500		43PX80JO6319YY	44PX80JO6319YY	
		Conquer™	1500		43CQ80JM6419YY	44CQ80JM6419YY	
			1500		43CQ80JL6419YY	44CQ80JL6419YY	
		Semi-Steel	1400	04,09,48,60,57,12	43SS80JS##19YY	44SS80JS##19YY	
		Heavy Duty Iron	1500	04,09,48,60,57,12	43HS80JS##19YY	44HS80JS##19YY	S=Flat Tread;
				04,09,48,60,57,12	43HS80JX##19YY	44HS80JX##19YY	X=Crown Tread
Ductile	1500	04,09,48,60,B1,B5	43DS80JR##19YY	44DS80JR##19YY			
EnergySaver Ductile™	1500	04,09,48,60,B1,B5	43CD80JR##19YY	44CD80JR##19YY			
Forged Steel	1500	04,09,63,B1,B5	43FS80JS##19YY	44FS80JS##19YY	S=Flat Tread;		
			43FS80JX4P19YY	44FS80JX4P19YY	X=Crown Tread		
Ironman™ V-Groove	1500		43NV80JT4P19YY	44NV80JT4P19YY			
Iron V-Groove	1200	04,09,48,60,57,12	43VG80JT##19YY	44VG80JT##19YY			
Conductive Nylon	770		43CY80JI6219YY	44CY80JI6219YY			
Conductive Ultraflex™	700		43CX80JL6419YY	44CX80JL6419YY			



Wheel Diameter	Tread Width	Wheel Type	Load Cap.	Available Bearing Options	Replace + with a desired wheel color		+Color
					Replace ## with desired wheel bearing		
					SWIVEL	RIGID	
8"	2"	Yoke Only			43ZZ81JZ8319YY	44ZZ81JZ8319YY	
		Neo-Energizer™	600	04,09,64,57,12	43EN81JB##19YY	44EN81JB##19YY	
		Nomadic™	700	04,09,48,60,57,12	43NM81J+##19YY	44NM81J+##19YY	A,I
		Rubber on Nylon	600	04,09,48,60,57,12	43NR81JB##19YY	44NR81JB##19YY	
		Dura Cushion™	450	04,09,63,57,12	43BC81J+##19YY	44BC81J+##19YY	X,Z
		Eco-Rubber	450	53,P3	43SN81UC##19YY	44SN81UC##19YY	
		Rubber on Aluminum	600	04,09,48,60,57,12	43RA81JB##19YY	44RA81JB##19YY	
		Mold-On Rubber	600	04,09,48,60,57,12	43RS81JB##19YY	44RS81JB##19YY	
		Supreme Rubber	810	04,09,63,57,12	43RH81JS##19YY	44RH81JS##19YY	
		Blue Ergo™	600		43BL81JL6319YY	44BL81JL6319YY	
		Thermo-Pro™	600	04,09,60,63,48,57,12	43TP81J+##19YY	44TP81J+##19YY	A,I,T,X,Y,Z
		Polyolefin	900	04,09,60,53,P3,48,57,90,12	43PO81J+##19YY	44PO81J+##19YY	B,E
		Nylon	1100	04,09,63,57,12	43NY81JE##19YY	44NY81JE##19YY	
		Ironman	1500	65,73	43NX81JB##19YY	44NX81JB##19YY	
		RokHard™	1100	04,09,48,60,57,12	43HI81JB##19YY	44HI81JB##19YY	
		BrimStone™	1200	04,09,60,90	43GN81J+##19YY	44GN81J+##19YY	B,Q
		Epoxy	1200	04,09	43OV81JQ##19YY	44OV81JQ##19YY	
		MaxRok™	1400	04,09,49,57,12	43MA81JB##19YY	44MA81JB##19YY	
		Phenolic	1400	04,09,48,60,57,12	43PH81JB##19YY	44PH81JB##19YY	
		High-Temp Phenolic	1100	04,09,90	43HT81JQ##19YY	44HT81JQ##19YY	
		Poly MaxRok™	1400	04,09,48,60,57,12	43MU81J+##19YY	44MU81J+##19YY	G,K
		Polyon AL™	1500	04,09,48,60,57,12	43PA81J+##19YY	44PA81J+##19YY	N,R
		DW-Black	750		43DW81JLT319YY	44DW81JLT319YY	
		DW-Red	1100		43DW81JRT319YY	44DW81JRT319YY	
		DW-Blue	1500		43DW81JBT319YY	44DW81JBT319YY	
		DW-Gray	1500		43DW81JGT319YY	44DW81JGT319YY	
		Crown DW-Red	1100		43DW81XRT319YY	44DW81XRT319YY	
		Crown DW-Blue	1500		43DW81XBT319YY	44DW81XBT319YY	
		Poly-Pro™	810	04,09,48,60,63,57,12	43PP81J+##19YY	44PP81J+##19YY	C,D,I,K,M,U,W
			1000		43PP81JP4919YY	44PP81JP4919YY	
		Polymadic™	1000		43PP81JH6319YY	44PP81JH6319YY	
			1000	04,09,48,60,63,57,12	43PM81J+##19YY	44PM81J+##19YY	I,M
		Polyon™	1400		43PU81JV6319YY	44PU81JV6319YY	
			1400	04,09,48,60,57,12	43PU81J+##19YY	44PU81J+##19YY	G,V
		EnergySaver Polyon™	1500	04,09,48,60,57,12	43SW81JU##19YY	44SW81JU##19YY	
		PolyFlexon™ Cast	1000		43RP81JK6319YY	44RP81JK6319YY	
		PolyFlexon™	1200		43UA81J+6419YY	44UA81J+6419YY	N,O
		D-Polyon	1200		43UD81JL6419YY	44UD81JL6419YY	
		Ultraflex™	1200		43UX81JO6419YY	44UX81JO6419YY	
		Champion	1500		43CP81JN6419YY	44CP81JN6419YY	
DuraLastomer™	1000	09,48,60,57,12	43SU81JL##19YY	44SU81JL##19YY			
Super Elastomer	1500		43SX81JI6419YY	44SX81JI6419YY			
ErgoLastomer™	1500	04,09,64,57,12	43HU81JI##19YY	44HU81JI##19YY			
Titan™ Polymer	1500		43PX81JO6319YY	44PX81JO6319YY			
Conquer™	1500		43CQ81JM6419YY	44CQ81JM6419YY			
	1500		43CQ81JL6419YY	44CQ81JL6419YY			
Semi-Steel	1400	04,09,48,60,57,12	43SS81JS##19YY	44SS81JS##19YY			
Heavy Duty Iron	1500	04,09,48,60,57,12	43HS81JS##19YY	44HS81JS##19YY	S=Flat Tread;		
	1500	04,09,48,60,57,12	43HS81JX##19YY	44HS81JX##19YY	X=Crown Tread		
Ductile	1500	04,09,48,60,B1,B5	43DS81JR##19YY	44DS81JR##19YY			
EnergySaver Ductile™	1500	04,09,48,60,B1,B5	43CD81JR##19YY	44CD81JR##19YY			
Forged Steel	1500	04,09,63,B5,B1	43FS81JS##19YY	44FS81JS##19YY	S=Flat Tread;		
	1500		43FS81JX4P19YY	44FS81JX4P19YY	X=Crown Tread		
Ironman™ V-Groove	1500		43NV81JT4P19YY	44NV81JT4P19YY			
Iron V-Groove	1200	04,09,48,60,57,12	43VG81JT##19YY	44VG81JT##19YY			
Conductive Nylon	770		43CY81JI6219YY	44CY81JI6219YY			
Conductive Ultraflex™	700		43CX81JL6419YY	44CX81JL6419YY			
8"	2-1/2"	Yoke Only			43ZZ80KZ8319YY	44ZZ80KZ8319YY	
		Mold-On Rubber	800		43RS80KB0619YY	44RS80KB0619YY	
		Neo-Energizer™	1400	23	43EN80KB2D19YY	44EN80KB2D19YY	
		Phenolic	1500		43PH80KB0619YY	44PH80KB0619YY	
		Polyon™	1500		43PU80KV0619YY	44PU80KV0619YY	
Semi-Steel	1500		43SS80KS0619YY	44SS80KS0619YY			
10"	2-1/2"	Yoke Only			43ZZ10KZ8319YY	44ZZ10KZ8319YY	
		Mold-On Rubber	1000		43RS10KB0619YY	44RS10KB0619YY	
		Phenolic	1500		43PH10KB0619YY	44PH10KB0619YY	
		Polyon™	1500		43PU10KV0619YY	44PU10KV0619YY	
		Semi-Steel	1500		43SS10KS0619YY	44SS10KS0619YY	

*The Ever-Roll is not designed to sit with load.



51/52 - Momentum™ Precision Tapered Bearing Raceway Series - 2000lb

- Lower raceway thrust bearing is a tapered roller bearing providing exceptionally smooth and easy swiveling action to counteract radial thrust
- 3-1/4" diameter raceway is precisely machine and hardened, loaded with 7/16" hardened ball bearings
- 1/4" thick legs are double welded
- Grease fitting on raceway and axle
- Constructed from ASTM1045 steel
- 3/4" integrally forged kingpin
- Zinc plated finish
- 1/2" axle



51DW80JRT319YY



51HU80JI7419-0F0000



51/52 SERIES • CAPACITY 2000

A-Cam Brake (AY)	Cam Brake (CY)	4-Position Lock (PY)
Toe Guard (4Y)	Thread Guard (GY)	Face Contact Brake (FY)

FASTENING PATTERNS

Plate Code	Overall Size	Bolt Hole Pattern	Mounting Bolt Size
19	4-1/2" x 6-1/4"	2-7/16" X 4-15/16" TO 3-3/8" X 5-1/4"	1/2"
Overall Height and Swivel Radius			
Wheel Diameter	Overall Height	Denotation Code	Swivel Radius
4"	5-5/8"	40	3-9/16"
5"	6-1/2"	50	4-1/2"
6"	7-1/2"	60	5-3/16"
8"	10-1/8"	80	6-3/8"
	9-1/8"	81	6-3/8"
10"	11-1/2"	10	7-1/4"



Wheel Diameter	Tread Width	Wheel Type	Load Cap.	Available Bearing Options	Replace + with desired wheel color		+Color
					Replace ## with desired wheel bearing		
					Swilve	Rigid	
4"	2"	Yoke Only			51ZZ40JZ8319YY	52ZZ40JZ8319YY	
		Neo-Energizer™	500	04,09,60,48,57,12	51EN40JB##19YY	52EN40JB##19YY	
		Mold-On Rubber	400	04,09,60,48,57,12	51RS40JB##19YY	52RS40JB##19YY	
		Phenolic	800	04,09,60,48,57,12	51PH40JB##19YY	52PH40JB##19YY	
		Phenolic Straight Sided	1000	04,09,60,57,12	51PH40TB##19YY	52PH40TB##19YY	
		High-Temp Phenolic	600	04,09,90	51HT40JQ##19YY	52HT40JQ##19YY	
		Polyon AL™	800	04,09,60,48,57,12	51PA40J+##19YY	52PA40J+##19YY	N,R
		DW-Black	470		51DW40JLT319YY	52DW40JLT319YY	
		DW-Red	540		51DW40JRT319YY	52DW40JRT319YY	
		DW-Blue	960		51DW40JBT319YY	52DW40JBT319YY	
		DW-Gray	1000		51DW40JGT319YY	52DW40JGT319YY	
		Crown DW-Red	540		51DW40XRT319YY	52DW40XRT319YY	
		Crown DW-Blue	960		51DW40XBT319YY	52DW40XBT319YY	
		Polyon™	800		51PU40JV6319YY	52PU40JV6319YY	
			800	04,09,60,48,57,12	51PU40J+##19YY	52PU40J+##19YY	G,V
		EnergySaver Polyon™	800	04,09,60,48,57,12	51SW40JU##19YY	52SW40JU##19YY	
		PolyFlexon™ Cast	700	04,09,60,48,57,12	51RP40JK##19YY	52RP40JK##19YY	
		PolyFlexon™	900		51UA40JO6419YY	52UA40JO6419YY	
		Ultraflex™	900		51UX40JO6319YY	52UX40JO6319YY	
		DuraLastomer™	750	09,60,48,57,12	51SU40JL##19YY	52SU40JL##19YY	
		Super Elastomer	1200		51SX40JI6419YY	52SX40JI6419YY	
		ErgoLastomer™	1000	04,09,64,57,12	51HU40JI##19YY	52HU40JI##19YY	
		Semi-Steel	700	04,09,60,48,57,12	51SS40JS##19YY	52SS40JS##19YY	
		Heavy Duty Iron	900	04,09,60,48,57,12	51HS40JS##19YY	52HS40JS##19YY	
		Ductile	1500	04,09,60,63,57,12	51DS40JR##19YY	52DS40JR##19YY	
		Solid Steel	2000	09,63, B1,B5	51MS40JS##19YY	52MS40JS##19YY	
		EnergySaver Ductile™	1500	04,60,48,09,B1,B5	51CD40JR##19YY	52CD40JR##19YY	
		Ironman™	2000		51NX40J+4P19YY	52NX40J+4P19YY	B,I
	2000	04, 09	51NX40J+##19YY	52NX40J+##19YY			
Ironman™ V-Groove	2000		51NV40JT4P19YY	52NV40JT4P19YY			
Iron V-Groove	600	04,09,60,48,57,12	51VG40JT##19YY	52VG40JT##19YY			
Ductile V-Groove	1500	04,09,60,48,57, B1, B5	51DV40JT##19YY	52DV40JT##19YY			
5"	2"	Yoke Only			51ZZ50JZ8319YY	52ZZ50JZ8319YY	
		Neo-Energizer™	550	04,09,60,48,57,12	51EN50JB##19YY	52EN50JB##19YY	
		Mold-On Rubber	400	04,09,60,48,57,12	51RS50JB##19YY	52RS50JB##19YY	
		Phenolic	1000	04,09,60,48,57,12	51PH50JB##19YY	52PH50JB##19YY	
		High-Temp Phenolic	750	04,09,90	51HT50JQ##19YY	52HT50JQ##19YY	
		Polyon AL™	900	04,09,60,48,57,12	51PA50J+##19YY	52PA50J+##19YY	N,R
		Polyon-C	900	04,09,60,48,57,12	51PR50JL##19YY	52PR50JL##19YY	
		DW-Black	550		51DW50JLT319YY	52DW50JLT319YY	
		DW-Red	750		51DW50JRT319YY	52DW50JRT319YY	
		DW-Blue	1160		51DW50JBT319YY	52DW50JBT319YY	
		DW-Gray	1200		51DW50JGT319YY	52DW50JGT319YY	
		Crown DW-Red	750		51DW50XRT319YY	52DW50XRT319YY	
		Crown DW-Blue	1160		51DW50XBT319YY	52DW50XBT319YY	
		Polyon™	1100		51PU50JV6319YY	52PU50JV6319YY	
			1100	04,09,60,48,57,12	51PU50J+##19YY	52PU50J+##19YY	G,V
		EnergySaver Polyon™	1300	04,09,60,48,57,12	51SW50JU##19YY	52SW50JU##19YY	
		PolyFlexon™ Cast	800	04,09,60,48,57,12	51RP50JK##19YY	52RP50JK##19YY	
		PolyFlexon™	900		51UA50JO6419YY	52UA50JO6419YY	
		Ultraflex™	900		51UX50JO6419YY	52UX50JO6419YY	
		D-Polyon	900		51UD50JL6419YY	52UD50JL6419YY	
		DuraLastomer™	900	09,60,48,57,12	51SU50JL##19YY	52SU50JL##19YY	
		Super Elastomer	1200	04,09,64,57,12	51SX50JI##19YY	52SX50JI##19YY	
		ErgoLastomer™	1250	04,09,64,57,12	51HU50JI##19YY	52HU50JI##19YY	
		Ironman™	2000		51NX50J+4P19YY	52NX50J+4P19YY	B,I
			2000	04, 09	51NX50JB##19YY	52NX50JB##19YY	
		Semi-Steel	1000	04,09,60,48,57,12	51SS50JS##19YY	52SS50JS##19YY	
		Heavy Duty Iron	1200	04,09,60,63,57,12	51HS50JS##19YY	52HS50JS##19YY	
		Ductile	2000	04,09,60,63,B1,B5	51DS50JR##19YY	52DS50JR##19YY	
		Forged Steel	2000	04,09,60,B1,B5	51FS50JS##19YY	52FS50JS##19YY	
		EnergySaver Ductile™	2000	04,09,60,48,B1,B5	51CD50JR##19YY	52CD50JR##19YY	
		Iron V-Groove	900	04,09,60,48,57,12	51VG50JT##19YY	52VG50JT##19YY	



Wheel Diameter	Tread Width	Wheel Type	Load Cap.	Available Bearing Options	Replace + with desired wheel color		+Color
					Replace ## with desired wheel bearing		
					Swilve	Rigid	
6"	2"	Yoke Only			51ZZ60JZ8319YY	52ZZ60JZ8319YY	
		Neo-Energizer™	600	04, 09,64, 57, 12	51EN60JB##19YY	52EN60JB##19YY	
		Mold-On Rubber	550	04,09,48,60,57,12	51RS60JB##19YY	52RS60JB##19YY	
		Supreme Rubber	700	04,09,48,60,57,12	51RH60JS##19YY	52RH60JS##19YY	
		Phenolic	1200	04,09,48,60,57,12	51PH60JB##19YY	52PH60JB##19YY	
		Straight-Sided Phenolic	1500		51PH60TB##19YY	52PH60TB##19YY	
		High-Temp Phenolic	900	04,09,90	51HT60JQ##19YY	52HT60JQ##19YY	
		Polyon AL™	1200	04,09,48,60,57,12	51PA60J+##19YY	52PA60J+##19YY	N,R
		DW-Black	700		51DW60JLT319YY	52DW60JLT319YY	
		DW-Red	960		51DW60JRT319YY	52DW60JRT319YY	
		DW-Blue	1400		51DW60JBT319YY	52DW60JBT319YY	
		DW-Gray	1400		51DW60JGT319YY	52DW60JGT319YY	
		Crown DW-Red	960		51DW60XRT319YY	52DW60XRT319YY	
		Crown DW-Blue	1400		51DW60XBT319YY	52DW60XBT319YY	
		Polyon™	1200	04,09,48,60,57,12	51PU60JV6319YY	52PU60JV6319YY	G,V
		EnergySaver Polyon™	1400		51PU60J+##19YY	52PU60J+##19YY	
		PolyFlexon™ Cast	900	04,09,63,57,12	51SW60JU##19YY	52SW60JU##19YY	
		PolyFlexon™	900		51RP60JK##19YY	52RP60JK##19YY	
					51UA60J+6419YY	52UA60J+6419YY	N,O
		D-Polyon	1000		51UD60JL6419YY	52UD60JL6419YY	
		Ultraflex™	1000		51UX60JO6419YY	52UX60JO6419YY	
		Champion	1500		51CP60JN6419YY	52CP60JN6419YY	
		DuraLastomer™	1000	09,48,60,57,12	51SU60JL##19YY	52SU60JL##19YY	
		Super Elastomer	1400		51SX60JI6419YY	52SX60JI6419YY	
		ErgoLastomer™	1700	04,09,48,60,64,57,12	51HU60JI##19YY	52HU60JI##19YY	
		Titan™ Polymer	2000		51PX60JO6319YY	52PX60JO6319YY	
		Conquer™	1800		51CQ60JM6419YY	52CQ60JM6419YY	
			1800		51CQ60JL6419YY	52CQ60JL6419YY	
		Semi-Steel	1200	04,09,48,60,57,12	51SS60JS##19YY	52SS60JS##19YY	
		Heavy Duty Iron	1400	04,09,60,63,57,12	51HS60JS##19YY	52HS60JS##19YY	S=Flat Tread; X=Crown Tread
				04,09,60,48,57,12	51HS60JX##19YY	52HS60JX##19YY	
		Ductile	2000	04,09,60,73,63,B1,B5	51DS60JR##19YY	52DS60JR##19YY	
		EnergySaver Ductile™	2000	04,09,48, 60,73,B1,B5	51CD60JR##19YY	52CD60JR##19YY	
Forged Steel	2000	04,09,73,63,B1,B5	51FS60JS##19YY	52FS60JS##19YY	S=Flat Tread; X=Crown Tread		
			51FS60JX4P19YY	52FS60JX4P19YY			
Ironman™ V-Groove	2000		51NV60JT4P19YY	52NV60JT4P19YY			
Ironman™	2000		51NX60J+4P19YY	52NX60J+4P19YY	B,I		
Iron V-Groove	1000	04,09,48,60,57,12	51VG60JT##19YY	52VG60JT##19YY			
Ductile V-Groove	2000	04,09,57,12,63,B1,B5	51DV60JT##19YY	52DV60JT##19YY			
6"	2.5"	Yoke Only			51ZZ60KZ8319YY	52ZZ60KZ8319YY	
		Mold-On Rubber	700		51RS60KB0619YY	52RS60KB0619YY	
		Phenolic	1400		51PH60KB0619YY	52PH60KB0619YY	
		Polyon™	1500		51PU60KV0619YY	52PU60KV0619YY	
		Semi-Steel	1600		51SS60KS0619YY	52SS60KS0619YY	



Wheel Dia	Tread Width	Wheel Type	Load Cap.	Available Bearing Options	Replace + with desired wheel color		+Color
					Replace ## with desired wheel bearing		
					Swivel	Rigid	
8"	2"	Yoke Only			51ZZ80JZ8319YY	52ZZ80JZ8319YY	
		Neo-Energizer™	600	04,09,64,57,12	51EN80JB##19YY	52EN80JB##19YY	
		Mold-On Rubber	600	04,09,48,60,57,12	51RS80JB##19YY	52RS80JB##19YY	
		Supreme Rubber	810	04,09,63,57,12	51RH80JS##19YY	52RH80JS##19YY	
		Phenolic	1400	04,09,48,60,57,12	51PH80JB##19YY	52PH80JB##19YY	
		High-Temp Phenolic	1100	04,09,90	51HT80JQ##19YY	52HT80JQ##19YY	
		Polyon AL™	1250	04,09,48,60,57,12	51PA80J+##19YY	52PA80J+##19YY	N,R
		DW-Black	750		51DW80JLT319YY	52DW80JLT319YY	
		DW-Red	1100		51DW80JRT319YY	52DW80JRT319YY	
		DW-Blue	1600		51DW80JBT319YY	52DW80JBT319YY	
		DW-Gray	1700		51DW80JGT319YY	52DW80JGT319YY	
		Crown DW-Red	1100		51DW80XRT319YY	52DW80XRT319YY	
		Crown DW-Blue	1600		51DW80XBT319YY	52DW80XBT319YY	
		Polyon™	1400		51PU80JV6319YY	52PU80JV6319YY	
		EnergySaver Polyon™	1500	04,09,48,60,57,12	51PU80J+##19YY	52PU80J+##19YY	G,V
				04,09,48,60,57,12	51SW80JU##19YY	52SW80JU##19YY	
		PolyFlexon™ Cast	1000		51RP80JK6319YY	52RP80JK6319YY	
		PolyFlexon™	1200		51UA80J+6419YY	52UA80J+6419YY	N,O
		D-Polyon	1200		51UD80JL6419YY	52UD80JL6419YY	
		Ultraflex™	1200		51UX80JO6419YY	52UX80JO6419YY	
		Champion	1700		51CP80JN6419YY	52CP80JN6419YY	
		DuraLastomer™	1000	09,48,60,57,12	51SU80JL##19YY	52SU80JL##19YY	
		Super Elastomer	1500		51SX80JI6419YY	52SX80JI6419YY	
		ErgoLastomer™	2000	04,09,64,57,12	51HU80JI##19YY	52HU80JI##19YY	
		Titan™ Polymer	2000		51PX80JO6319YY	52PX80JO6319YY	
		Conquer™	2000		51CQ80JR6419YY	52CQ80JR6419YY	
			2000		51CQ80JL6419YY	52CQ80JL6419YY	
		Semi-Steel	1400	04,09,48,60,57,12	51SS80JS##19YY	52SS80JS##19YY	
		Heavy Duty Iron	1600	04,09,48,60,57,12	51HS80JS##19YY	52HS80JS##19YY	S=Flat Tread; X=Crown Tread
				04,09,48,60,57,12	51HS80JX##19YY	52HS80JX##19YY	
Ductile	2000	04,09,48,60,B1,B5	51DS80JR##19YY	52DS80JR##19YY			
EnergySaver Ductile™	2000	04,09,48,60,B1,B5	51CD80JR##19YY	52CD80JR##19YY			
Forged Steel	2000	04,09,63,B5,B1	51FS80JS##19YY	52FS80JS##19YY			
			51FS80JX4P19YY	52FS80JX4P19YY			
Ironman™	2000		51NX60J+4P19YY	52NX60J+4P19YY	B,I		
Ironman™ V-Groove	2000		51NV80JT4P19YY	52NV80JT4P19YY			
Iron V-Groove	1200	04, 09,48,60,57,12	51VG80JT##19YY	52VG80JT##19YY			
8"	2-1/2"	Yoke Only			51ZZ80KZ8319YY	52ZZ80KZ8319YY	
		Mold-On Rubber	800		51RS80KB0619YY	52RS80KB0619YY	
		Neo-Energizer™	1400	23	51EN80KB2D19YY	52EN80KB2D19YY	
		Phenolic	1800		51PH80KB0619YY	52PH80KB0619YY	
		Polyon™	1600		51PU80KV0619YY	52PU80KV0619YY	
		Semi-Steel	1600		51SS80KS0619YY	52SS80KS0619YY	
8"	2-1/2"	Yoke Only			51ZZ81KZ8319YY	52ZZ81KZ8319YY	
		Mold-On Rubber	800		51RS81KB0619YY	52RS81KB0619YY	
		Neo-Energizer™	1400	23	51EN81KB2D19YY	52EN81KB2D19YY	
		Phenolic	1800		51PH81KB0619YY	52PH81KB0619YY	
		Polyon™	1600		51PU81KV0619YY	52PU81KV0619YY	
		Semi-Steel	1600		51SS81KS0619YY	52SS81KS0619YY	
10"	2-1/2"	Yoke Only			51ZZ10KZ8319YY	52ZZ10KZ8319YY	
		Mold-On Rubber	1000		51RS10KB0619YY	52RS10KB0619YY	
		Phenolic	2000		51PH10KB0619YY	52PH10KB0619YY	
		Polyon™	1600		51PU10KV0619YY	52PU10KV0619YY	
		Semi-Steel	1700		51SS10KS0619YY	52SS10KS0619YY	

*The Ever-Roll is not designed to sit with load.



Wheels				
CD	DS	DV	DW	DW
DW	DW	EN	EX	FS
FV	GN	HT	HU	NX
PU	PX	OV	PH	PU
RH	RS	SS	SW	VG

BEARING CHART (##)

Bearing Code	Description	Wheel Width	Image	Bearing Code	Description	Wheel Width	Image	Bearing Code	Description	Wheel Width	Image
88	Plain 3/4" ID	1-1/2" & 2"		49	Precision Bearing Integrated w/ Top Hat	2"		11	3/4" I.D. Solid Delrin Bearing	1-1/2" & 2"	
08	Roller w/ Outer Split	1-3/4"						12	1/2" Solid Delrin Bearing	1-1/2" & 2"	
03	Roller w/ Outer Split	1-1/2"		62/63/64	Precision Ball Bearing	2"		56/57	Flanged Delrin Bearing	1-1/2" & 2"	
04	Roller w/ Outer Split	2"						60	Flanged Precision Ball Bearing	2"	
09	Caged Roller Bearing	2"		6M	Flanged Precision Ball Bearing	1-1/2"		B5	Flanged Bronze Bearing	2"	
48	Dual-Row Caged Ball Bearing	2"		B1	1-pc Bronze Bushing	2"		P4	Ball Bearing w/ 3/8" I.D. Top Hat	2"	
73	Precision Tapered Bearing	2"		14	2 PC 6205 Pre. Ball Bearings w/ 1/2" I.D. Bushing	1-13/16"					



81/82 Heavy Duty Economy Series – 1,800lbs

- 3/8" thick cold rolled steel stamped construction
- 3/4" axle bolt with grease fitting
- 3/4" heavy duty kingbolt
- 3/8" thick steel legs
- Zinc plated finish

81PU80KG2319YY



81RS80KB2319YY



Face Contact Brake (FY)



Toe Guard (4Y)



4-Position Lock (PY)



Fastening Pattern

Plate Code	Overall Size	Bolt Hole Pattern	Mounting Bolt size
19	4-1/2" x 6-1/4"	2-7/16" x 4-15/16" to 3-3/8" x 5-1/4"	1/2"

Overall Height and Swivel Radius

Wheel Diameter	Overall Height	Denotation Code	Swivel Radius
5"	6-1/2"	50	4-3/4"
6"	7-1/2"	60	5-1/4"
8"	10-1/8"	80	6-1/4"
10"	11-1/2"	10	7-1/4"



Wheel Diameter	Tread Width	Wheel Type	Load Capacity	Swivel caster part number is shown below. To order Rigid casters change part number prefix 81 to 82.			+Color
				Roller Bearing 24	Sealed Precision	Tapered Bearing	
				Add options by replacing YY in part number with option designators.			
5"	Yoke only			81ZZ50KZ8819YY			
	2-1/2"	Ductile Steel	1800	81DS50KR2319YY	81DS50KR8919YY		
	3"	Polyon™	1400	81PU50KG2319YY	81PU50KG8919YY		
6"	Yoke only			81ZZ60KZ8819YY			
	2-1/2"	Mold-On Rubber	700	81RS60KB2319YY	81RS60KB8919YY		
		Phenolic	1600	81PH60KB2319YY	81PH60KB8919YY		
		Polyon™	1600	81PU60K+2319YY	81PU60K+8919YY		G,V
		EnergySaver Polyon™	1700	81SW60KU2319YY	81SW60KU8919YY	81SW60KU7019YY	
		ErgoLastomer™	1800		81HU60KI6519YY		
		Semi-Steel	1800	81SS60KS2319YY	81SS60KS8919YY		
		Ductile Steel	1800	81DS60KR2319YY	81DS60KR8919YY	81DS60KR7019YY	
		EnergySaver Ductile™	1800	81CD60KR2319YY	81CD60KR8919YY	81CD60KR7019YY	
		Iron V-Groove	1800	81VG60KT2319YY	81VG60KT8919YY		
Ductile Iron V-Groove	1800	81DV60KT2319YY	81DV60KT8919YY	81DV60KT7019YY			
8"	Yoke only			81ZZ80KZ8819YY			
	2-1/2"	Neo-Energizer	1400	81EN80KB2319YY	81EN80KB8919YY		
		Mold-On Rubber	850	81RS80KB2319YY	81RS80KB8919YY		
		Phenolic	1800	81PH80KB2319YY	81PH80KB8919YY		
		Polyon™	1800	81PU80K+2319YY	81PU80K+8919YY		G,V
		EnergySaver Polyon™	1800	81SW80KU2319YY	81SW80KU8919YY	81SW80KU7019YY	
		ErgoLastomer™	1800		81HU80KI6519YY		
		Semi-Steel	1800	81SS80KS2319YY	81SS80KS8919YY		
		Ductile	1800	81DS80KR2319YY	81DS80KR8919YY	81DS80KR7019YY	
		EnergySaver Ductile™	1800	81CD80KR2319YY		81CD80KR7019YY	
		Iron V-Groove	1800	81VG80KT2319YY	81VG80KT8919YY		
Ductile Iron V-Groove	1800	81DV80KT2319YY	81DV80KT8919YY	81DV80WT7019YY			
10"	Yoke only			81ZZ10KZ8819YY			
	2-1/2"	Mold-On Rubber	1000	81RS10KB2319YY	81RS10KB8919YY		
		Phenolic	1800	81PH10KB2319YY	81PH10KB8919YY		
		Polyon™	1800	81PU10K+2319YY	81PU10K+8919YY		G,V
		EnergySaver Polyon™	1800	81SW10KU2319YY	81SW10KU8919YY	81SW10QU7019YY	
		Semi-Steel	1800	81SS10KS2319YY	81SS10KS8919YY		
		Ductile	1800	81DS10KR2319YY	81DS10KR8919YY		



53/54 Heavy Duty Series – 2,500lbs

- Exceptionally smooth and easy swiveling action and counteracts radial thrust
- ASTM1045 drop forged swivel head, 3/8" thick swivel head
- 7/16" diameter hardened ball bearings as main load bearing
- Tapered roller bearings for the lower raceway thrust bearing
- Integrally forged kingpin 3/4" diameter
- 3/4" axle bolt with grease fitting
- 3/8" thick steel legs
- Zinc plated finished



53HU10LI6519-0F0000



53RH10LS2419YY



53SW10LU2419YY



Face Contact Brake (FY)



Toe Guard (4Y)



4-Position Lock (PY)



Fastening Pattern

Plate Code	Overall Size	Bolt holes Pattern	Mounting Bolt size
19	4-1/2" x 6-1/4"	2-7/16" x 4-15/16" to 3-3/8" x 5-1/4"	1/2"
Overall Height and Swivel Radius			
Wheel Diameter	Overall Height	Denotation Code	Swivel Radius
4"	5-1/2"	50	3-49/64"
5"	6-1/2"	50	4-1/2"
6"	7-1/2"	60	5-1/2"
8"	10-1/8"	80	6-1/4"
		89	7-1/2"
10"	11-1/2"	10	7-1/2"
12"	13-1/2"	12	9-1/8"



Wheel Diameter	Tread Width	Wheel Type	Load Capacity	Swivel caster part number is shown below. To order Rigid casters change part number prefix 81 to 82.			+Color
				Roller Bearing 24	Sealed Precision	Tapered Bearing	
				Add options by replacing YY in part number with option designators.			
4"	Yoke only			53ZZ40LZ8819YY			
	3"	Forged Steel	2500	53FS40LS2419YY			
5"	Yoke only			53ZZ50KZ8819YY			
	2-1/2"	Ductile Steel	2000	53DS50KR2319YY	53DS50KR8919YY		
		Polyon™	1400	53PU50KG2319YY	53PU50KG8919YY		
5"	Yoke only			53ZZ50LZ8819YY			
	2-1/2"	Ductile Steel	2000	53DS50QR2419YY	53DS50QR6919YY		
	3"	Polyon™	1600	53PU50LG2419YY	53PU50LG6919YY		
6"	Yoke only			53ZZ60KZ8819YY			
	2-1/2"	Mold-On Rubber	700	53RS60KB2319YY	53RS60KB8919YY		
		Phenolic	1600	53PH60KB2319YY	53PH60KB8919YY		
		Polyon™	1600	53PU60K+2319YY	53PU60K+8919YY		G,V
		EnergySaver Polyon™	1700	53SW60KU2319YY	53SW60KU8919YY	53SW60KU7019YY	
		ErgoLastomer™	2200		53HU60KI5P19YY		
		Semi-Steel	1800	53SS60KS2319YY	53SS60KS8919YY		
		Ductile Steel	2500	53DS60KR2319YY	53DS60KR8919YY	53DS60KR7019YY	
		EnergySaver Ductile™	2500	53CD60KR2319YY	53CD60KR8919YY	53CD60KR7019YY	
		Iron V-Groove	2500	53VG60KT2319YY	53VG60KT8919YY		
	Ductile Iron V-Groove	2500	53DV60KT2319YY	53DV60KT8919YY	53DV60KT7019YY		
	Yoke only			53ZZ60LZ819YY			
	2-1/2"	Mold-On Rubber	700	53RS60QB2419YY	53RS60QB6919YY		
		Phenolic	1600	53PH60QB2419YY	53PH60QB6919YY		
		Polyon™	1600	53PU60Q+2419YY	53PU60Q+6919YY		G,V
		EnergySaver Polyon™	1700	53SW60QU2419YY	53SW60QU6919YY	53SW60QU7019YY	
		ErgoLastomer™	2200		53HU60QI6519YY		
		Semi-Steel	1800	53SS60QS2419YY	53SS60QS6919YY		
		Ductile Steel	2500	53DS60QR2419YY	53DS60QR6919YY	53DS60QR7019YY	
		EnergySaver Ductile™	2500	53CD60QR2419YY	53CD60QR6919YY	53CD60QR7019YY	
		Iron V-Groove	2500	53VG60QT2419YY	53VG60QT6919YY		
	Ductile Iron V-Groove	2500	53DV60QT2419YY	53DV60QT6919YY	53DV60QT7019YY		
	3"	Mold-On rubber	750	53RS60LB2419YY	53RS60LB6919YY		
		Supreme Rubber™	850			53RH60LS7019YY	
		Phenolic	2000	53PH60LB2419YY	53PH60LB6919YY		
		Polyon™	2000	53PU60L+2419YY	53PU60L+6919YY		G,V
		EnergySaver Polyon™	2200	53SW60LU2419YY	53SW60LU6919YY	53SW60LU2419YY	
		UltraPoly™	2500	53EX60LG2419YY	53EX60LG5P19YY	53EX60LG7019YY	
		Titan Polymer™	2500		53PX60LO5P19YY	53PX60LO7919YY	
		Ironman	2500		53NX60LB5P19YY		
Semi-Steel		2500	53SS60LS2419YY	53SS60LS6919YY			
Ductile Steel		2500	53DS60LR2419YY	53DS60LR5P19YY	53DS60LR7019YY		
EnergySaver Ductile™		2500	53CD60LR2419YY	53CD60LR5P19YY	53CD60LR7019YY		
Forged Steel		2500	53FS60LS2419YY		53FS60LS7919YY		
Crown Forged Steel		2500		53FS60LX5P19YY	53FS60LX7919YY		
Iron V-Groove		2500	53VG60L+2419YY	53VG60L+6919YY		T,W	
Ductile Iron V-Groove		2500	53DV60L+2419YY	53DV60LT5P19YY	53DV60LT7019YY	T,W	
Forged Iron V-Groove	2500	53FV60LW2419YY		53FV60LW7919YY			
2 x 1.5"	DW-Blue	2500		53DW60LBT419YY			
	DW-Gray	2500		53DW60LGT419YY			
	Crown DW-Blue	2500		53DW60YBT419YY			
	Crown DW-Gray	2500		53DW60YGT419YY			



53/54 SERIES • CAPACITY 2500

Wheel Diameter	Tread Width	Wheel Type	Load Capacity	Swivel caster part number is shown below. To order Rigid casters change part number prefix 81 to 82.			+Color
				Roller Bearing 24	Sealed Precision	Tapered Bearing	
				Add options by replacing YY in part number with option designators.			
8"	2-1/2"	Yoke only		53ZZ80KZ8819YY			
		Neo-Energizer	1400	53EN80KB2319YY	53EN80KB8919YY		
		Mold-On rubber	850	53RS80KB2319YY	53RS80KB8919YY		
		Phenolic	2000	53PH80KB2319YY	53PH80KB8919YY		
		Polyon™	2000	53PU80K+2319YY	53PU80K+8919YY		G,V
		EnergySaver Polyon™	2200	53SW80KU2319YY	53SW80KU8919YY	53SW80KU7019YY	
		ErgoLastomer™	2300		53HU80KI6519YY		
		Semi-Steel	1800	53SS80KS2319YY	53SS80KS8919YY		
		Ductile	2500	53DS80KR2319YY	53DS80KR8919YY	53DS80KR7019YY	
		EnergySaver Ductile™	2500	53CD80KR2319YY		53CD80KR7019YY	
	Iron V-Groove	2500	53VG80KT2319YY	53VG80KT8919YY			
	Ductile Iron V-Groove	2500	53DV80KT2319YY	53DV80KT8919YY	53DV80QT7019YY		
	2-1/2"	Yoke only		53ZZ80LZ8819YY			
		Mold-On Rubber	850	53RS80QB2419YY	53RS80QB6919YY		
		Phenolic	2000	53PH80QB2419YY	53PH80QB6919YY		
		Polyon™	2000	53PU80Q+2419YY	53PU80Q+6919YY		G,V
		EnergySaver Polyon™	2200	53SW80QU2419YY	53SW80QU6919YY	53SW80QU7019YY	
		Semi-Steel	1800	53SS80QS2419YY	53SS80QS6919YY		
		Ductile	2500	53DS80QR2419YY	53DS80QR6919YY	53DS80QR7019YY	
		EnergySaver Ductile™	2500	53CD80QR2419YY	53CD80QR5P19YY	53CD80QR7019YY	
		Iron V-Groove	2500	53VG80QT2419YY	53VG80QT6919YY		
		Ductile Iron V-Groove	2500	53DV80QT2419YY	53DV80QT6919YY	53DV80WT7019YY	
	3"	Mold-On Rubber	900	53RS80LB2419YY	53RS80LB6919YY		
		Supreme Rubber™	1000			53RH80LS7019YY	
		Phenolic	2500	53PH80LB2419YY	53PH80LB6919YY		
		High-Temp Phenolic	1900	53HT80LQ2419YY	53HT80LQ6919YY		
		Epoxy	1900	53OV80LQ2419YY	53OV80LQ6919YY		
		Polyon™	2500	53PU80L+2419YY	53PU80LG5P19YY		G,V
		EnergySaver Polyon™	2500	53SW80LU2419YY	53SW80LU5P19YY	53SW80LU7019YY	
		UltraPoly™	2500	53EX80LG2419YY	53EX80LG5P19YY	53EX80LG7019YY	
		ErgoLastomer™	2500		53HU80LI5P19YY		
		Titan Polymer™	2500		53PX80LO5P19YY	53PX80LO7919YY	
		Ironman	2500		53NX80LB5P19YY		
		Semi-Steel	2500	53SS80LS2419YY	53SS80LS6919YY		
		Ductile	2500	53DS80LR2419YY	53DS80LR5P19YY	53DS80LR7019YY	
		EnergySaver Ductile™	2500	53CD80LR2419YY	53CD80LR6919YY	53CD80LR7019YY	
		Forged Steel	2500	53FS80LS2419YY		53FS80LS7919YY	
		Crown Forged Steel	2500		53FS80LX5P19YY	53FS80LX7919YY	
		Iron V-Groove	2500	53VG80L+2419YY	53VG80L+6919YY		T,W
		Ductile Iron V-Groove	2500	53DV80L+2419YY	53DV80L+5P19YY	53DV80L+7019YY	T,W
Forged Iron V-Groove	2500	53FV80LW2419YY		53FV80LW7919YY			
2 x 1.5"	DW-Blue	2500		53DW80LBT419YY			
	DW-Gray	2500		53DW80LGT419YY			
	Crown DW-Blue	2500		53DW80YBT419YY			
	Crown DW-Gray	2500		53DW80YGT419YY			



53/54 SERIES • CAPACITY 2500

Wheel Diameter	Tread Width	Wheel Type	Load Capacity	Swivel caster part number is shown below. To order Rigid casters change part number prefix 81 to 82.			+Color
				Roller Bearing 24	Sealed Precision	Tapered Bearing	
				Add options by replacing YY in part number with option designators.			
10"	2-1/2"	Yoke only		53ZZ10KZ8819YY			
		Mold-On Rubber	1000	53RS10KB2319YY	53RS10KB8919YY		
		Phenolic	2500	53PH10KB2319YY	53PH10KB8919YY		
		Polyon™	2200	53PU10K+2319YY	53PU10K+8919YY		G,V
		EnergySaver Polyon™	2400	53SW10KU2319YY	53SW10KU8919YY		
		Semi-Steel	2000	53SS10KS2319YY	53SS10KS8919YY		
	Ductile	2500	53DS10KR2319YY	53DS10KR8919YY			
	2-1/2"	Yoke only		53ZZ10LZ8819YY			
		Mold-On rubber	1000	53RS10QB2419YY	53RS10QB6919YY		
		Phenolic	2500	53PH10QB2419YY	53PH10QB6919YY		
		Polyon™	2200	53PU10Q+2419YY	53PU10Q+6919YY		G,V
		EnergySaver Polyon™	2400	53SW10QU2419YY	53SW10QU6919YY	53SW10QU7019YY	
		Semi-Steel	2000	53SS10QS2419YY	53SS10QS6919YY		
	Ductile	2500	53DS10QR2419YY	53DS10QR6919YY			
	3"	Mold-On Rubber	1100	53RS10LB2419YY	53RS10LB6919YY	53RS10LB7019YY	
		Supreme Rubber™	1300			53RH10LS7019YY	
		Phenolic	2500	53PH10LB2419YY	53PH10LB6919YY		
		High-Temp Phenolic	2400	53HT10LQ2419YY	53HT10LQ6919YY		
		Epoxy	2400	53OV10LQ2419YY	53OV10LQ6919YY		
		Polyon™	2500	53PU10L+2419YY	53PU10LG5P19YY		G,V
		EnergySaver Polyon™	2500	53SW10LU2419YY	53SW10LU6919YY	53SW10LU7019YY	
		UltraPoly™	2500	53EX10LG2419YY	53EX10LG5P19YY	53EX10LG7019YY	
		ErgoLastomer™	2500		53HU10LI5P19YY		
		Titan Polymer™	2500		53PX10LO5P19YY	53PX10LO7919YY	
		Ironman	2500		53NX10LB5P19YY		
		Semi-Steel	2500	53SS10LS2419YY	53SS10LS6919YY		
		Ductile	2500	53DS10LR2419YY	53DS10LR6519YY	53DS10LR7019YY	
		EnergySaver Ductile™	2500	53CD10LR2419YY	53CD10LR6919YY	53CD10LR7019YY	
		Forged Steel	2500	53FS10LS2419YY		53FS10LS7019YY	
		Crown Forged Steel	2500		53FS10LX5P19YY	53FS10LX7919YY	
	Iron V-Groove	2500	53VG10L+2419YY	53VG10L+6919YY		T,W	
	Ductile Iron V-Groove	2500	53DV10L+2419YY	53DV10L+5P19YY	53DV10L+7019YY	T,W	
2 x 1.5"	DW-BLUE	2500		53DW10LBT419YY			
	DW-GRAY	2500		53DW10LGT419YY			
	Crown DW-Blue	2500		53DW10YBT419YY			
	Crown DW-Red	2500		53DW10YRT419YY			
	Crown DW-Gray	2500		53DW10YGT419YY			
12"	2-1/2"	Yoke only		53ZZ12LZ8819YY			
		Mold-On Rubber	1200	53RS12QB2419YY	53RS12QB6919YY		
		Phenolic	2500	53PH12QB2419YY	53PH12QB6919YY		
		Polyon™	2500	53PU12Q+2419YY	53PU12Q+6919YY		G,V
		EnergySaver Polyon™	2500	53SW12QU2419YY	53SW12QU6919YY		
		Semi-Steel	2000	53SS12QS2419YY	53SS12QS6919YY		
	3"	Mold-On Rubber	1300	53RS12LB2419YY	53RS12LB6919YY		
		Supreme Rubber™	1400			53RH12LS7019YY	
		Epoxy	2500	53OV12LQ2419YY	53OV12LQ6919YY		
		Phenolic	2500	53PH12LB2419YY	53PH12LB6919YY		
		Polyon™	2500	53PU12L+2419YY	53PU12LG5P19YY		G,V
		EnergySaver Polyon™	2500	53SW12LU2419YY	53SW12LU6919YY	53SW12LU7019YY	
		UltraPoly™	2500	53EX12LG2419YY	53EX12LG5P19YY	53EX12LG7019YY	
		Titan Polymer™	2500		53PX12LO5P19YY	53PX12LO7919YY	
		Ironman	2500		53NX12LB5P19YY		
		Semi-Steel	2500	53SS12LS2419YY	53SS12LS6919YY		
		Ductile	2500	53DS12LR2419YY	53DS12LR5P19YY	53DS12LR7019YY	
		EnergySaver Ductile™	2500	53CD12LR2419YY	53CD12LR6919YY	53CD12LR7019YY	
		Forged Steel	2500			53FS12LS7919YY	
		2 x 1.5"	DW-BLUE	2500		53DW12LBT419YY	
	Crown DW-Red		2500		53DW12YRT419YY		



55/56 Heavy Duty Forged Series – 3,500LB

- Tapered roller bearing as the lower raceway provides exceptionally smooth and easy swivel action and counteracts radial thrust
- 1/2" diameter hardened ball bearings as main load bearings
- Drop forged (ASTM1045) 3/8" thick swivel head
- Integrally forged kingpin 1" diameter
- 3/4" axle bolt with grease fitting
- 3/8" thick steel for legs
- Zinc plated finish




55CD10LR2425-0F0000



55PX10LOP525YY



55SW10LU2425-000004



Fastening Pattern

Plate Code	Overall Size	Bolt Hole Pattern	Mounting Bolt size
25	5-1/4" x 7-1/4"	3-3/8" x 5-1/4" slotted to 4-1/8" x 6-1/8"	1/2"

Overall Height and Swivel Radius

Wheel Diameter	Overall Height	Denotation Code	Swivel Radius
5"	7-1/2"	50	5-3/4"
6"	8"	60	5-5/8"
7"	9"	70	5-3/4"
8"	10-1/2"	80	6-1/2"
		89	7-1/2"
10"	12-1/2"	10	8-1/32"
12"	15-1/2"	12	10-1/32"
16"	19"	16	11-1/2"



Wheel Diameter	Tread Width	Wheel Type	Load Capacity	Swivel caster part number shown below; to order Rigid casters change part number prefix 55 to 56			+Color
				Roller Bearings 24	Sealed Precision BB	Tapered Bearing	
				Add options by replacing YY in part number with option designators.			
5"		Yoke only		55ZZ50LZ8825YY			
	2-1/2"	Ductile Steel	2000	55DS50QR2425YY	55DS50QR6925YY		
	3"	Polyon™	1400	55PU50LG2425YY	55PU50LG6925YY		
6"		Yoke only		55ZZ60LZ8825YY			
	2-1/2"	Mold-On Rubber	700	55RS60QB2425YY	55RS60QB6925YY		
		Phenolic	1600	55PH60QB2425YY	55PH60QB6925YY		
		Polyon™	1600	55PU60Q+2425YY	55PU60Q+6925YY		G,V
		EnergySaver Polyon™	1700	55SW60QU2425YY	55SW60QU6925YY	55SW60QU7025YY	
		Semi-Steel	1800	55SS60QS2425YY	55SS60QS6925YY		
		Ductile Steel	3500	55DS60QR2425YY	55DS60QR6925YY	55DS60QR7025YY	
		EnergySaver Ductile™	3500	55CD60QR2425YY	55CD60QR6925YY	55CD60QR7025YY	
		Iron V-Groove	2500	55VG60QT2425YY	55VG60QT6925YY		
	3"	Ductile Iron V-Groove	3500	55DV60QT2425YY	55DV60QT6925YY	55DV60QT7025YY	
		Mold-On Rubber	750	55RS60LB2425YY	55RS60LB6925YY		
		Supreme Rubber™	850			55RH60LS7025YY	
		Phenolic	2000	55PH60LB2425YY	55PH60LB6925YY		
		Polyon™	2000	55PU60L+2425YY	55PU60L+6925YY		G,V
		EnergySaver Polyon™	2200	55SW60LU2425YY	55SW60LU6925YY	55SW60LU2425YY	
		UltraPoly™	3000	55EX60LG2425YY	55EX60LG5P25YY	55EX60LG7025YY	
		ErgoLastomer™	3200		55HU10LI5P25YY		
		Titan Polymer™	3500		55PX60LO5P25YY	55PX60LO7925YY	
		Ironman	3500		55NX60LB5P25YY		
		Semi-Steel	2500	55SS60LS2425YY	55SS60LS6925YY		
	2x1.5"	Ductile Steel	3500	55DS60LR2425YY	55DS60LR5P25YY	55DS60LR7025YY	
		EnergySaver Ductile™	3500	55CD60LR2425YY	55CD60LR5P25YY	55CD60LR7025YY	
		Forged Steel	3500	55FS60LS2425YY		55FS60LS7925YY	
		Crown Forged Steel	3500		55FS60LX5025YY	55FS60LX7925YY	
		Iron V-Groove	3500	55VG60L+2425YY	55VG60L+6925YY		T,W
		Ductile Iron V-Groove	3500	55DV60L+2425YY	55DV60LT5P25YY	55DV60LT7025YY	T,W
		Forged Iron V-Groove	3500	55FV60LW2425YY		55FV60LW7925YY	
		DW-Blue	3500		55DW60LBT425YY		
		DW-Gray	3500		55DW60LGT425YY		
Crown DW-Blue		3500		55DW60YBT425YY			
Crown DW-Gray	3500		55DW60YGT425YY				
8"		Yoke only		55ZZ80LZ8825YY			
	2-1/2"	Neo-Energizer	1400	55EN80KB2325YY	55EN80KB8925YY		
		Mold-On Rubber	850	55RS80QB2425YY	55RS80QB6925YY		
		Phenolic	2000	55PH80QB2425YY	55PH80QB6925YY		
		Polyon™	2000	55PU80Q+2425YY	55PU80Q+6925YY		G,V
		EnergySaver Polyon™	2200	55SW80QU2425YY	55SW80QU6925YY	55SW80QU7025YY	
		Semi-Steel	1800	55SS80QS2425YY	55SS80QS6925YY		
		Ductile Steel	3500	55DS80QR2425YY	55DS80QR6925YY	55DS80QR7025YY	
		EnergySaver Ductile™	3500	55CD80QR2425YY	55CD80QR5P25YY	55CD80QR7025YY	
	3"	Iron V-Groove	2500	55VG80QT2425YY	55VG80QT6925YY		
		Ductile Iron V-Groove	3500	55DV80QT2425YY	55DV80QT6925YY	55DV80QT7025YY	
		Mold-On Rubber	900	55RS80LB2425YY	55RS80LB6925YY		
		Supreme Rubber™	1000			55RH80LS7025YY	
		Phenolic	2500	55PH80LB2425YY	55PH80LB6925YY		
		High-Temp Phenolic	1900	55HT80LQ2425YY	55HT80LQ6925YY		
		Epoxy	1900	55OV80LQ2425YY	55OV80LQ6925YY		
		Polyon™	2500	55PU80L+2425YY	55PU80L+6925YY		G,V
		EnergySaver Polyon™	2700	55SW80LU2425YY	55SW80LU5P25YY	55SW80LU7025YY	
		UltraPoly™	3500	55EX80LG2425YY	55EX80LG5P25YY	55EX80LG7025YY	
		2x1.5"	ErgoLastomer™	3000		55HU80LI5P25YY	
	Titan Polymer™		3500		55PX80LO5P25YY	55PX80LO7925YY	
	Ironman		3500		55NX80LB5P25YY		
	Semi-Steel		2500	55SS80LS2425YY	55SS80LQ6925YY		
	Ductile Steel		3500	55DS80LR2425YY	55DS80LR5P25YY	55DS80LR7025YY	
	EnergySaver Ductile™		3500	55CD80LR2425YY	55CD80LR6925YY	55CD80LR7025YY	
	Forged Steel		3500	55FS80LS2425YY		55FS80LS7925YY	
	Crown Forged Steel		3500		55FS80LX5P25YY	55FS80LX7925YY	
	Iron V-Groove		3500	55VG80L+2425YY	55VG80L+6925YY		T,W
	Ductile Iron V-Groove		3500	55DV80L+2425YY	55DV80L+5P25YY	55DV80L+7025YY	T,W
Forged Iron V-Groove	3500	55FV80LW2425YY		55FV80LW7925YY			
DW-Blue	3500		55DW80LBT425YY				
DW-Gray	3500		55DW80LGT425YY				
Crown DW-Blue	3500		55DW80YBT425YY				
Crown DW-Gray	3500		55DW80YGT425YY				



55/56 SERIES • CAPACITY 3500

Wheel Diameter	Tread Width	Wheel Type	Load Capacity	Swivel caster part number shown below; to order Rigid casters change part number prefix 55 to 56			+Color
				Roller Bearings 24	Sealed Precision BB	Tapered Bearing	
				Add options by replacing YY in part number with option designators.			
7"	3"	Yoke only		55ZZ70LZ8825YY			
		Phenolic	2800	55PH70LB2425YY	55PH70LB6925YY		
10"	2-1/2"	Yoke only		55ZZ10LZ8825YY			
		Mold-On Rubber	1000	55RS10QB2425YY	55RS10QB6925YY		
		Phenolic	2500	55PH10QB2425YY	55PH10QB6925YY		
		Polyon™	2200	55PU10Q+2425YY	55PU10Q+6925YY	G,V	
		EnergySaver Polyon™	2400	55SW10QU2425YY	55SW10QU6925YY	55SW10QU7025YY	
		Semi-Steel	2000	55SS10QS2425YY	55SS10QS6925YY		
	3"	Ductile	3500	55DS10QR2425YY	55DS10QR6925YY		
		Mold-On Rubber	1100	55RS10LB2425YY	55RS10LB6925YY	55RS10LB7025YY	
		Supreme Rubber™	1300			55RH10LS7025YY	
		Phenolic	2900	55PH10LB2425YY	55PH10LB6925YY		
		High-Temp Phenolic	2400	55HT10LQ2425YY	55HT10LQ6925YY		
		Epoxy	2400	55OV10LQ2425YY	55OV10LQ6925YY		
		Polyon™	3000	55PU10L+2425YY	55PU10LG5P25YY	G,V	
		EnergySaver Polyon™	3000	55SW10LU2425YY	55SW10LU6925YY	55SW10LU7025YY	
		UltraPoly™	3500	55EX10LG2425YY	55EX10LG5P25YY	55EX10LG7025YY	
		ErgoLastomer™	3200		55HU10LI5P25YY		
		Titan Polymer™	3500		55PX10LO5P25YY	55PX10LO7925YY	
		Ironman	3500		55NX10LB5P25YY		
		Semi-Steel	2500	55SS10LS2425YY	55SS10LS6925YY		
		Ductile	3500	55DS10LR2425YY	55DS10LR5P25YY	55DS10LR7025YY	
	EnergySaver Ductile™	3500	55CD10LR2425YY	55CD10LR6925YY	55CD10LR7025YY		
	Forged Steel	3500	55FS10LS2425YY		55FS10LS7925YY		
	Crown Forged Steel	3500		55FS10LX5P25YY	55FS10LX7925YY		
	Iron V-Groove	3500	55VG10L+2425YY	55VG10L+6925YY			
	Ductile Iron V-Groove	3500	55DV10L+2425YY	55DV10L+5P25YY	55DV10L+7025YY		
	2x1.5"	DW-BLUE	3500		55DW10LBT425YY		
		DW-GRAY	3500		55DW10LGT425YY		
		Crown DW-Blue	3500		55DW10YBT425YY		
		Crown DW-Red	2500		55DW10YRT425YY		
		Crown DW-Gray	3500		55DW10YGT425YY		
12"	Yoke only		55ZZ12LZ8825YY				
	2-1/2"	Mold-On Rubber	1000	55RS12QB2425YY	55RS12QB6925YY		
		Phenolic	3000	55PH12QB2425YY	55PH12QB6925YY		
		Polyon™	2500	55PU12Q+2425YY	55PU12Q+6925YY	G,V	
		EnergySaver Polyon™	2700	55SW12QU2425YY	55SW12QU6925YY		
		Semi-Steel	2000	55SS12QS2425YY	55SS12QS6925YY		
	3"	Mold-On Rubber	1300	55RS12LB2425YY	55RS12LB6925YY		
		Supreme Rubber™	1400			55RH12LS7025YY	
		Epoxy	2600	55OV12LQ2425YY	55OV12LQ6925YY		
		Phenolic	3500	55PH12LB2425YY	55PH12LB6925YY		
		Polyon™	3500	55PU12L+2425YY	55PU12LG65P25YY	G,V	
		EnergySaver Polyon™	3500	55SW12LU2425YY	55SW12LU6925YY	55SW12LU7025YY	
		UltraPoly™	3500	55EX12LG2425YY	55EX12LG5P25YY	55EX12LG7025YY	
		Titan Polymer™	3500		55PX12LO5P25YY	55PX12LO7925YY	
		Ironman	3500		55NX12LB5P25YY		
		Semi-Steel	2500	55SS12LS2425YY	55SS12LS6925YY		
		Ductile	3500	55DS12LR2425YY	55DS12LR5P25YY	55DS12LR7025YY	
EnergySaver Ductile™		3500	55CD12LR2425YY	55CD12LR6925YY	55CD12LR7025YY		
Forged Steel	3500			55FS12LS7925YY			
2 x 1.5"	DW-BLUE	3500		55DW12LBT425YY			
	Crown DW-Red	2700		55DW12YRT425YY			
16"	3"	Yoke only		55ZZ16LZ8825YY			
		Mold-On Rubber	1500	55RS16LB2425YY	55RS16LB6925YY		
		Phenolic	3500	55PH16LB2425YY	55PH16LB6925YY		
		Polyon™	3500	55PU16LG2425YY	55PU16LB6925YY		
		Titan Polymer™	3500		55PX16LO7P25YY		



57/58 Heavy Duty Kingpinless Series – 7,000lbs

- ASTM1045 drop forged swivel head, 5/16" thick, 3" diameter precisely machined and hardened raceway, loaded 1/2" dia. hardened ball bearings
- Viton® Seal integrated with raceways available
- Legs are double welded 3/8" thick steel
- Grease fitting on raceway and axle
- 3/4" axle bolt/nut
- Zinc plated finish



57DW10LBT419-0T0000

57PX10LO5P19YY

57NX10LB5P19-0F0000



57/58 SERIES • CAPACITY 7000

Face Contact Brake (FY)	Toe Guard (4Y)	4-Position Lock (PY)	Top Lock Brake (TY)

Fastening Pattern

Plate Code	Overall Size	Bolt Hole Pattern	Swivel Radius
19	4-1/2" x 6-1/4"	2-7/16" x 4-15/16" to 3-3/8" x 5-1/4"	1/2"

Overall Height and Swivel Radius

Wheel Diameter	Overall Height	Denotation Code	Swivel Radius
5"	7"	50	4"
6"	7-1/2"	60	4-5/8"
8"	10-1/8"	80	6-3/8"
		89	7-1/2"
10"	11-1/2"	10	7-9/16"
		19	8-1/2"
12"	13-1/2"	12	9-1/8"



57/58 SERIES • CAPACITY 7000

Wheel Diameter	Tread Width	Wheel Type	Load Capacity	Swivel caster part number shown below; to order Rigid casters change part number prefix 57 to 58				+Color
				Roller Bearings 24	Sealed Precision BB	Tapered Bearing	*Load Cap	
				Add options by replacing YY in part number with option designators.				
5"		Yoke only		57ZZ50LZ8819YY				
	2-1/2"	Ductile Steel	2000	57DS50QR2419YY	57DS50QR6919YY			
	3"	Polyon™	1400	57PU50LG2419YY	57PU50LG6919YY			
6"		Yoke only		57ZZ60LZ8819YY				
	2-1/2"	Mold-On Rubber	700	57RS60QB2419YY	57RS60QB6919YY			
		Phenolic	1600	57PH60QB2419YY	57PH60QB6919YY			
		Polyon™	1600	57PU60Q+2419YY	57PU60Q+6919YY			G,V
		EnergySaver Polyon™	1700	57SW60QU2419YY	57SW60QU6919YY	57SW60QU7019YY		
		ErgoLastomer™	2200		57HU60QI6519YY			
		Semi-Steel	1800	57SS60QS2419YY	57SS60QS6919YY			
		Ductile Steel	3500	57DS60QR2419YY	57DS60QR6919YY	57DS60QR7019YY		
		EnergySaver Ductile™	3500	57CD60QR2419YY	57CD60QR6919YY	57CD60QR7019YY		
	3"	Iron V-Groove	2500	57VG60QT2419YY	57VG60QT6919YY			
		Ductile Iron V-Groove	3500	57DV60QT2419YY	57DV60QT6919YY	57DV60QT7019YY		
		Mold-On Rubber	750	57RS60LB2419YY	57RS60LB6919YY			
		Supreme Rubber™	850			57RH60LS7019YY		
		Phenolic	2000	57PH60LB2419YY	57PH60LB6919YY			
		Polyon™	2000	57PU60L+2419YY	57PU60L+6919YY			G,V
		EnergySaver Polyon™	2200	57SW60LU2419YY	57SW60LU6919YY	57SW60LU2419YY		
		UltraPoly™	3000	57EX60LG2419YY	57EX60LG5P19YY	57EX60LG7019YY		
		Titan Polymer™	4000		57PX60LO5P19YY	57PX60LO7919YY		
		Ironman	7000		57NX60LB5P19YY			
		Semi-Steel	2500	57SS60LS2419YY	57SS60LS6919YY			
		Ductile Steel	6000	57DS60LR2419YY	57DS60LR5P19YY	57DS60LR7019YY	*7000	
EnergySaver Ductile™		6000	57CD60LR2419YY	57CD60LR5P19YY	57CD60LR7019YY	*7000		
2 x 1.5"	Forged Steel	6000	57FS60LS2419YY		57FS60LS7919YY	*7000		
	Crown Forged Steel	6000		57FS60LX5P19YY	57FS60LX7919YY	*7000		
	Iron V-Groove	3500	57VG60L+2419YY	57VG60L+6919YY			T,W	
	Ductile Iron V-Groove	5000	57DV60L+2419YY	57DV60L5P19YY	57DV60L7019YY		T,W	
	Forged Iron V-Groove	6000	57FV60LW2419YY		57FV60LW7919YY	*7000		
	DW-Blue	3500		57DW60LBT419YY				
	DW-Gray	3900		57DW60LGT419YY				
	Crown DW-Blue	3500		57DW60YBT419YY				
	Crown DW-Gray	3900		57DW60YGT419YY				
	8"		Yoke only		57ZZ80LZ8819YY			
2-1/2"		Neo-Energizer	1400	57EN80KB2319YY	57EN80KB8919YY			
		Mold-On Rubber	850	57RS80QB2419YY	57RS80QB6919YY			
		Phenolic	2000	57PH80QB2419YY	57PH80QB6919YY			G,V
		Polyon™	2000	57PU80Q+2419YY	57PU80Q+6919YY			
		EnergySaver Polyon™	2200	57SW80QU2419YY	57SW80QU6919YY	57SW80QU7019YY		
		ErgoLastomer™	2300		57HU80QI5P19YY			
		Semi-Steel	1800	57SS80QS2419YY	57SS80QS6919YY			
		Ductile	4000	57DS80QR2419YY	57DS80QR6919YY	57DS80QR7019YY		
3"		EnergySaver Ductile™	4000	57CD80QR2419YY	57CD80QR5P19YY	57CD80QR7019YY		
		Iron V-Groove	2500	57VG80QT2419YY	57VG80QT6919YY			
		Ductile Iron V-Groove	3500	57DV80QT2419YY	57DV80QT6919YY	57DV80QT7019YY		
		Mold-On Rubber	900	57RS80LB2419YY	57RS80LB6919YY			
		Supreme Rubber™	1000			57RH80LS7019YY		
		Phenolic	2500	57PH80LB2419YY	57PH80LB6919YY			
		High-Temp Phenolic	1900	57HT80LQ2419YY	57HT80LQ6919YY			
		Epoxy	1900	57OV80LQ2419YY	57OV80LQ6919YY			
		Polyon™	2500	57PU80L+2419YY	57PU80LG5P19YY			G,V
		EnergySaver Polyon™	2700	57SW80LU2419YY	57SW80LU5P19YY	57SW80LU7019YY		
		UltraPoly™	3500	57EX80LG2419YY	57EX80LG5P19YY	57EX80LG7019YY		
		ErgoLastomer™	3000		57HU80LI5P19YY			
	Titan Polymer™	5500		57PX80LO5P19YY	57PX80LO7919YY			
2 x 1.5"	Ironman	7000		57NX80LB5P19YY				
	Semi-Steel	2500	57SS80LS2419YY	57SS80LS6919YY				
	Ductile	6000	57DS80LR2419YY	57DS80LR5P19YY	57DS80LR7019YY	*7000		
	EnergySaver Ductile™	6000	57CD80LR2419YY	57CD80LR6919YY	57CD80LR7019YY	*7000		
	Forged Steel	6000	57FS80LS2419YY		57FS80LS7919YY	*7000		
	Crown Forged Steel	6000		57FS80LX5P19YY	57FS80LX7919YY	*7000		
	Iron V-Groove	3500	57VG80L+2419YY	57VG80L+6919YY			T,W	
	Ductile Iron V-Groove	5000	57DV80L+2419YY	57DV80L+5P19YY	57DV80L+7019YY		T,W	
	Forged Iron V-Groove	6000	57FV80LW2419YY		57FV80LW7919YY	*7000		
	DW-Blue	4000		57DW80LBT419YY				
DW-Gray	4500		57DW80LGT419YY					
Crown DW-Blue	4000		57DW80YBT419YY					
Crown DW-Gray	4500		57DW80YGT419YY					

*Load capacity with tapered bearings



Wheel Diameter	Tread Width	Wheel Type	Load Capacity	Swivel caster part number shown below; to order Rigid casters change part number prefix 57 to 58				+Color
				Roller Bearings 24	Sealed Precision BB	Tapered Bearing	*Load Cap	
				Add options by replacing YY in part number with option designators.				
10"	2-1/2"	Yoke only		57ZZ10LZ8819YY				
		Mold-On Rubber	1000	57RS10QB2419YY	57RS10QB6919YY			
		Phenolic	2500	57PH10QB2419YY	57PH10QB6919YY			
		Polyon™	2200	57PU10Q+2419YY	57PU10Q+6919YY			G,V
		EnergySaver Polyon™	2400	57SW10QU2419YY	57SW10QU6919YY	57SW10QU7019YY		
		Semi-Steel	2000	57SS10QS2419YY	57SS10QS6919YY			
	3"	Ductile	4500	57DS10QR2419YY	57DS10QR6919YY			
		Mold-On Rubber	1100	57RS10LB2419YY	57RS10LB6919YY	57RS10LB7019YY		
		Supreme Rubber™	1300			57RH10LS7019YY		
		Phenolic	2900	57PH10LB2419YY	57PH10LB6919YY			
		High-Temp Phenolic	2400	57HT10LQ2419YY	57HT10LQ6919YY			
		Epoxy	2400	57OV10LQ2419YY	57OV10LQ6919YY			
		Polyon™	3000	57PU10L+2419YY	57PU10LG5P19YY			G,V
		EnergySaver Polyon™	3000	57SW10LU2419YY	57SW10LU6919YY	57SW10LU7019YY		
		UltraPoly™	4000	57EX10LG2419YY	57EX10LG5P19YY	57EX10LG7019YY		
		ErgoLastomer™	3200		57HU10LI5P19YY			
		Titan Polymer™	6000		57PX10LO5P19YY	57PX10LO7919YY		
		Ironman	7000		57NX10LB5P19YY			
		Semi-Steel	2500	57SS10LS2419YY	57SS10LS6919YY			
		Ductile	6000	57DS10LR2419YY	57DS10LR5P19YY	57DS10LR7019YY	*7000	
		EnergySaver Ductile™	6000	57CD10LR2419YY	57CD10LR6919YY	57CD10LR7019YY	*7000	
	Forged Steel	6000	57FS10LS2419YY		57FS10LS7919YY	*7000		
	Crown Forged Steel	6000		57FS10LX5P19YY	57FS10LX7919YY	*7000		
	Iron V-Groove	3500	57VG10L+2419YY	57VG10L+6919YY			T,W	
	Ductile Iron V-Groove	6000	57DV10L+2419YY	57DV10L+5P19YY	57DV10L+7019YY	*7000	T,W	
	2 x 1.5"	DW-BLUE	4600		57DW10LBT419YY			
		DW-GRAY	5200		57DW10LGT419YY			
		Crown DW-Blue	4600		57DW10YBT419YY			
Crown DW-Red		2500		57DW10YRT419YY				
Crown DW-Gray		5200		57DW10YGT419YY				
12"	2-1/2"	Yoke only		57ZZ12LZ8819YY				
		Mold-On Rubber	1200	57RS12QB2419YY	57RS12QB6919YY			
		Phenolic	3000	57PH12QB2419YY	57PH12QB6919YY			
		Polyon™	2500	57PU12Q+2419YY	57PU12Q+6919YY			
		EnergySaver Polyon™	2700	57SW12QU2419YY	57SW12QU6919YY			
	3"	Semi-Steel	2000	57SS12QS2419YY	57SS12QS6919YY			
		Mold-On Rubber	1300	57RS12LB2419YY	57RS12LB6919YY			
		Supreme Rubber™	1400			57RH12LS7019YY		
		Epoxy	2600	57OV12LQ2419YY	57OV12LQ6919YY			
		Phenolic	3500	57PH12LB2419YY	57PH12LB6919YY			
		Polyon™	3500	57PU12L+2419YY	57PU12LG5P19YY			
		EnergySaver Polyon™	3500	57SW12LU2419YY	57SW12LU6919YY	57SW12LU7019YY		
		UltraPoly™	5000	57EX12LG2419YY	57EX12LG5P19YY	57EX12LG7019YY		
		Titan Polymer™	6500		57PX12LO5P19YY	57PX12LO7919YY		
		Ironman	7000		57NX12LB5P19YY			
		Semi-Steel	2500	57SS12LS2419YY	57SS12LS6919YY			
		Ductile	6000	57DS12LR2419YY	57DS12LR5P19YY	57DS12LR7019YY	*7000	
		EnergySaver Ductile™	6000	57CD12LR2419YY	57CD12LR6919YY	57CD12LR7019YY	*7000	
	Forged Steel	6000			57FS12LS7919YY	*7000		
	2 x 1.5"	DW-BLUE	3500		57DW12LBT419YY			
		Crown DW-Red	4600		57DW12YRT419YY			

*Load capacity with tapered bearings



E5/58 Heavy Duty Kingpinless Series – 5,000lbs

- ASTM1045 machined swivel head and hardened raceway
- Legs are double welded 3/8" thick steel
- Grease fitting on raceway and axle
- 3/4" axle bolt/nut
- Zinc plated finish



E5EX10LG2419YY



E5PU10LV2419YY



E5RH10LS2419YY



E5/58 SERIES • CAPACITY 7000

Fastening Pattern			
Plate Code	Overall Size	Bolt Hole Pattern	Mounting Bolt size
19	4-1/2" x 6-1/4"	2-7/16" x 4-15/16" to 3-3/8" x 5-1/4"	1/2"

Overall Height and Swivel Radius			
Wheel Diameter	Overall Height	Denotation Code	Swivel Radius
6"	7-1/2"	60	5-1/2"
8"	10-1/8"	80	6-1/4"
10"	11-1/2"	10	7-1/2"

Wheel Diameter	Tread Width	Wheel Type	Load Capacity	Swivel caster part number shown below; to order Rigid casters change part number prefix E57 to 58			+Color
				Roller Bearings 24	Sealed Precision BB	Tapered Bearing	
				Add options by replacing YY in part number with option designators.			
6"	2-1/2"	Yoke only		E5ZZ60LZ8819YY			
		Mold-On rubber	700	E5RS60QB2419YY	E5RS60QB6919YY		
		Phenolic	1600	E5PH60QB2419YY	E5PH60QB6919YY		
		Polyon™	1600	E5PU60Q+2419YY	E5PU60Q+6919YY		G,V
		EnergySaver Polyon™	1700	E5SW60QU2419YY	E5SW60QU6919YY	E5SW60QU7019YY	
		ErgoLastomer™	2200		E5HU60QI6519YY		
		Semi-Steel	1800	E5SS60QS2419YY	E5SS60QS6919YY		
		Ductile Steel	3500	E5DS60QR2419YY	E5DS60QR6919YY	E5DS60QR7019YY	
		EnergySaver Ductile™	3500	E5CD60QR2419YY	E5CD60QR6919YY	E5CD60QR7019YY	
	Iron V-Groove	2500	E5VG60QT2419YY	E5VG60QT6919YY			
	Ductile Iron V-Groove	3500	E5DV60QT2419YY	E5DV60QT6919YY	E5DV60QT7019YY		
	3"	Mold-On rubber	750	E5RS60LB2419YY	E5RS60LB6919YY		
		Supreme Rubber™	850			E5RH60LS7019YY	
		Phenolic	2000	E5PH60LB2419YY	E5PH60LB6919YY		
		Polyon™	2000	E5PU60L+2419YY	E5PU60L+6919YY		G,V
		EnergySaver Polyon™	2200	E5SW60LU2419YY	E5SW60LU6919YY	E5SW60LU2419YY	
		UltraPoly™	3000	E5EX60LG2419YY	E5EX60LG6519YY	E5EX60LG7019YY	
		Titan Polymer™	4000		E5PX60LO6519YY	E5PX60LO7919YY	
		Ironman	5000		E5NX60LB6519YY		
		Semi-Steel	2500	E5SS60LS2419YY	E5SS60LS6919YY		
		Ductile Steel	5000	E5DS60LR2419YY	E5DS60LR6519YY	E5DS60LR7019YY	
		EnergySaver Ductile™	5000	E5CD60LR2419YY	E5CD60LR5P19YY	E5CD60LR7019YY	
		Forged Steel	5000	E5FS60LS2419YY		E5FS60LS7919YY	
		Crown Forged Steel	5000		E5FS60LX5P19YY	E5FS60LX7919YY	
		Iron V-Groove	3500	E5VG60L+2419YY	E5VG60L+6919YY		T,W
	Ductile Iron V-Groove	5000	E5DV60L+2419YY	E5DV60LT6519YY	E5DV60LT7019YY	T,W	
	Forged Iron V-Groove	5000	E5FV60LW2419YY		E5FV60LW7919YY		
	2 x 1.5"	DW-Blue	3500		E5DW60LBT419YY		
DW-Gray		3900		E5DW60LGT419YY			
Crown DW-Blue		3500		E5DW60YBT419YY			
Crown DW-Gray		3900		E5DW60YGT419YY			



E5/58 SERIES • CAPACITY 7000

Wheel Diameter	Tread Width	Wheel Type	Load Capacity	Swivel caster part number shown below; to order Rigid casters change part number prefix E57 to 58			+Color	
				Roller Bearings 24	Sealed Precision BB	Tapered Bearing		
				Add options by replacing YY in part number with option designators				
8"	2-1/2"	Yoke only		E5ZZ80LZ8819YY				
		Neo-Energizer	1400	E5EN80KB2319YY	E5EN80KB8919YY			
		Mold-On rubber	850	E5RS80QB2419YY	E5RS80QB6919YY			
		Phenolic	2000	E5PH80QB2419YY	E5PH80QB6919YY			
		Polyon™	2000	E5PU80Q+2419YY	E5PU80Q+6919YY		G,V	
		EnergySaver Polyon™	2200	E5SW80QU2419YY	E5SW80QU6919YY	E5SW80QU7019YY		
		ErgoLastomer™	2300		E5HU80QI6519YY			
		Semi-Steel	1800	E5SS80QS2419YY	E5SS80QS6919YY			
		Ductile	4000	E5DS80QR2419YY	E5DS80QR6919YY	E5DS80QR7019YY		
		EnergySaver Ductile™	4000	E5CD80QR2419YY	E5CD80QR6519YY	E5CD80QR7019YY		
	Iron V-Groove	2500	E5VG80QT2419YY	E5VG80QT6919YY				
	Ductile Iron V-Groove	3500	E5DV80QT2419YY	E5DV80QT6919YY	E5DV80QT7019YY			
	3"	Mold-On rubber	900	E5RS80LB2419YY	E5RS80LB6919YY			
		Supreme Rubber™	1000			E5RH80LS7019YY		
		Phenolic	2500	E5PH80LB2419YY	E5PH80LB6919YY			
		High-Temp Phenolic	1900	E5HT80LQ2419YY	E5HT80LQ6919YY			
		Epoxy	1900	E5OV80LQ2419YY	E5OV80LQ6919YY			
		Polyon™	2500	E5PU80L+2419YY	E5PU80LG6519YY		G,V	
		EnergySaver Polyon™	2700	E5SW80LU2419YY	E5SW80LU6519YY	E5SW80LU7019YY		
		UltraPoly™	3500	E5EX80LG2419YY	E5EX80LG6519YY	E5EX80LG7019YY		
		ErgoLastomer™	3000		E5HU80LI6519YY			
		Titan Polymer™	5000		E5PX80LO6519YY	E5PX80LO7919YY		
		Ironman	5000		E5NX80LB6519YY			
		Semi-Steel	2500	E5SS80LS2419YY	E5SS80LS6919YY			
		Ductile	5000	E5DS80LR2419YY	E5DS80LR6519YY	E5DS80LR7019YY		
		EnergySaver Ductile™	5000	E5CD80LR2419YY	E5CD80LR6919YY	E5CD80LR7019YY		
		Forged Steel	5000	E5FS80LS2419YY		E5FS80LS7919YY		
		Crown Forged Steel	5000		E5FS80LX5P19YY	E5FS80LX7919YY		
		Iron V-Groove	3500	E5VG80L+2419YY	E5VG80L+6919YY		T,W	
		Ductile Iron V-Groove	5000	E5DV80L+2419YY	E5DV80L+6519YY	E5DV80L+7019YY	T,W	
		Forged Iron V-Groove	5000	E5FV80LW2419YY		E5FV80LW7919YY		
	2 x 1.5"	DW-Blue	4000		E5DW80LBT419YY			
		DW-Gray	4500		E5DW80LGT419YY			
		Crown DW-Blue	4000		E5DW80YBT419YY			
		Crown DW-Gray	4500		E5DW80YGT419YY			
	10"	2-1/2"	Yoke only		E5ZZ10LZ8819YY			
			Mold-On rubber	1000	E5RS10QB2419YY	E5RS10QB6919YY		
			Phenolic	2500	E5PH10QB2419YY	E5PH10QB6919YY		
			Polyon™	2200	E5PU10Q+2419YY	E5PU10Q+6919YY		G,V
			EnergySaver Polyon™	2400	E5SW10QU2419YY	E5SW10QU6919YY	E5SW10QU7019YY	
Semi-Steel			2000	E5SS10QS2419YY	E5SS10QS6919YY			
3"		Ductile	4500	E5DS10QR2419YY	E5DS10QR6919YY			
		Mold-On rubber	1100	E5RS10LB2419YY	E5RS10LB6919YY	E5RS10LB7019YY		
		Supreme Rubber™	1300			E5RH10LS7019YY		
		Phenolic	2900	E5PH10LB2419YY	E5PH10LB6919YY			
		High-Temp Phenolic	2400	E5HT10LQ2419YY	E5HT10LQ6919YY			
		Epoxy	2400	E5OV10LQ2419YY	E5OV10LQ6919YY			
		Polyon™	3000	E5PU10L+2419YY	E5PU10LG6519YY		G,V	
		EnergySaver Polyon™	3000	E5SW10LU2419YY	E5SW10LU6919YY	E5SW10LU7019YY		
		UltraPoly™	4000	E5EX10LG2419YY	E5EX10LG6519YY	E5EX10LG7019YY		
		ErgoLastomer™	3200		E5HU10LI6519YY			
		Titan Polymer™	5000		E5PX10LO6519YY	E5PX10LO7919YY		
		Ironman	5000		E5NX10LB6519YY			
		Semi-Steel	2500	E5SS10LS2419YY	E5SS10LS6919YY			
		Ductile	5000	E5DS10LR2419YY	E5DS10LR6519YY	E5DS10LR7019YY		
		EnergySaver Ductile™	5000	E5CD10LR2419YY	E5CD10LR6919YY	E5CD10LR7019YY		
		Forged Steel	5000	E5FS10LS2419YY		E5FS10LS7919YY		
		Crown Forged Steel	5000		E5FS10LX5P19YY	E5FS10LX7919YY		
		Iron V-Groove	3500	E5VG10L+2419YY	E5VG10L+6919YY		T,W	
		Ductile Iron V-Groove	5000	E5DV10L+2419YY	E5DV10L+6519YY	E5DV10L+7019YY	T,W	
2 x 1.5"		DW-BLUE	4600		E5DW10LBT419YY			
		DW-GRAY	5200		E5DW10LGT419YY			
		Crown DW-Blue	4600		E5DW10YBT419YY			
		Crown DW-Red	2500		E5DW10YRT419YY			
		Crown DW-Gray	5200		E5DW10YGT419YY			



61/62 Heavy Duty Kingpinless Series – 7,000lbs


- ASTM1045 drop forged swivel head, 5/16" thick, 3" diameter precisely machined and hardened raceway, loaded 1/2" dia. hardened ball bearings
- Viton® Seal integrated with raceways available
- Legs are double welded 3/8" thick steel
- Grease fitting on raceway and axle
- 3/4" axle bolt/nut
- Zinc plated finish



61DW10XRT425-00P00F

61FS10LS5425-000004

61PX10LO5P25-0F0000



Fastening Pattern

Plate Code	Overall Size	Bolt holes Pattern	Mounting Bolt Size
25	5-1/4" x 7-1/4"	3-3/8" x 5-1/4" to 4-1/8" x 6-1/8"	1/2"

Overall Height and Swivel Radius

Wheel diameter	Overall Height	Denotation Code	Swivel Radius
5"	7-1/2"	50	4-1/4"
6"	8"	60	4-3/4"
		6A(With Viton® Seal)	
8"	10-1/2"	80	6-1/2"
		8A(With Viton® Seal)	
10"	12-1/2"	10	8-1/32"
		0A(With Viton® Seal)	
12"	15-1/2"	12	10-1/32"

61/62 SERIES • CAPACITY 7000



61/62 SERIES • CAPACITY 7000

Wheel Diameter	Tread Width	Wheel Type	Load Capacity	Swivel caster part number shown below; to order Rigid casters change part number prefix 61 to 62				+Color	
				Roller Bearings 24	Sealed Precision BB	Tapered Bearing	*Load Cap		
				Add options by replacing YY in part number with option designators.					
5"	Yoke only			61ZZ50LZ8825YY					
	2-1/2"	Ductile Steel	2000	61DS50QR2425YY	61DS50QR6925YY				
	3"	Polyon™	1400	61PU50LG2425YY	61PU50LG6925YY				
6"	Yoke only			61ZZ60LZ8825YY					
	2-1/2"	Mold-On Rubber	700	61RS60QB2425YY	61RS60QB6925YY				
		Phenolic	1600	61PH60QB2425YY	61PH60QB6925YY				
		Polyon™	1600	61PU60Q+2425YY	61PU60Q+6925YY			G,V	
		EnergySaver Polyon™	1700	61SW60QU2425YY	61SW60QU6925YY	61SW60QU7025YY			
		Semi-Steel	1800	61SS60QS2425YY	61SS60QS6925YY				
		Ductile Steel	3500	61DS60QR2425YY	61DS60QR6925YY	61DS60QR7025YY			
		EnergySaver Ductile™	3500	61CD60QR2425YY	61CD60QR6925YY	61CD60QR7025YY			
		Iron V-Groove	2500	61VG60QT2425YY	61VG60QT6925YY				
	Ductile Iron V-Groove	3500	61DV60QT2425YY	61DV60QT6925YY	61DV60QT7025YY				
	3"	Mold-On Rubber	750	61RS60LB2425YY	61RS60LB6925YY				
		Supreme Rubber™	850			61RH60LS7025YY			
		Phenolic	2000	61PH60LB2425YY	61PH60LB6925YY				
		Polyon™	2000	61PU60L+2425YY	61PU60L+6925YY			G,V	
		EnergySaver Polyon™	2200	61SW60LU2425YY	61SW60LU6925YY	61SW60LU2425YY			
		UltraPoly™	3000	61EX60LG2425YY	61EX60LG5P25YY	61EX60LG7025YY			
		Titan Polymer™	4000		61PX60LO5P25YY	61PX60LO7925YY			
		Ironman	7000		61NX60LB5P25YY				
		Semi-Steel	2500	61SS60LS2425YY	61SS60LS6925YY				
		Ductile Steel	6000	61DS60LR2425YY	61DS60LR5P25YY	61DS60LR7025YY	*7000		
		EnergySaver Ductile™	6000	61CD60LR2425YY	61CD60LR5P25YY	61CD60LR7025YY	*7000		
		Forged Steel	6000	61FS60LS2425YY		61FS60LS7925YY	*7000		
		Iron V-Groove	3500	61VG60L+2425YY	61VG60L+6925YY			T,W	
		Ductile Iron V-Groove	5000	61DV60L+2425YY	61DV60LT5P25YY	61DV60LT7025YY		T,W	
		Forged Iron V-Groove	6000	61FV60LW2425YY		61FV60LW7925YY	*7000		
	2 x 1.5"	DW-Blue	3500		61DW60LB2425YY				
		DW-Gray	3900		61DW60LG2425YY				
		Crown DW-Blue	3500		61DW60YB2425YY				
		Crown DW-Gray	3900		61DW60YGT2425YY				
	6"	Yoke only			61ZZ6ALZ8825YY				
		2-1/2"	Mold-On Rubber	700	61RS6AQB2425YY	61RS6AQB6925YY			
			Phenolic	1600	61PH6AQB2425YY	61PH6AQB6925YY			
			Polyon™	1600	61PU6AQ+2425YY	61PU6AQ+6925YY			G,V
EnergySaver Polyon™			1700	61SW6AQU2425YY	61SW6AQU6925YY	61SW6AQU7025YY			
Semi-Steel			1800	61SS6AQS2425YY	61SS6AQS6925YY				
Ductile Steel			3500	61DS6AQR2425YY	61DS6AQR6925YY	61DS6AQR7025YY			
EnergySaver Ductile™			3500	61CD6AQR2425YY	61CD6AQR6925YY	61CD6AQR7025YY			
Iron V-Groove			2500	61VG6AQT2425YY	61VG6AQT6925YY				
Ductile Iron V-Groove		3500	61DV6AQT2425YY	61DV6AQT6925YY	61DV6AQT7025YY				
3"		Mold-On Rubber	750	61RS6ALB2425YY	61RS6ALB6925YY				
		Supreme Rubber™	850			61RH6ALS7025YY			
		Phenolic	2000	61PH6ALB2425YY	61PH6ALB6925YY				
		Polyon™	2000	61PU6AL+2425YY	61PU6AL+6925YY			G,V	
		EnergySaver Polyon™	2200	61SW6ALU2425YY	61SW6ALU6925YY	61SW6ALU2425YY			
		UltraPoly™	3000	61EX6ALG2425YY	61EX6ALG5P25YY	61EX6ALG7025YY			
		Titan Polymer™	4000		61PX6ALO5P25YY	61PX6ALO7925YY			
		Ironman	7000		61NX6ALB5P25YY				
		Semi-Steel	2500	61SS6ALS2425YY	61SS6ALS6925YY				
		Ductile Steel	6000	61DS6ALR2425YY	61DS6ALR5P25YY	61DS6ALR7025YY	*7000		
		EnergySaver Ductile™	6000	61CD6ALR2425YY	61CD6ALR6925YY	61CD6ALR7025YY	*7000		
		Forged Steel	6000	61FS6ALS2425YY		61FS6ALS7925YY	*7000		
		Crown Forged Steel	6000		61FS60LX5P25YY	61FS60LX7925YY	*7000		
		Iron V-Groove	3500	61VG6AL+2425YY	61VG6AL+6925YY			T,W	
		Ductile Iron V-Groove	5000	61DV6AL+2425YY	61DV6ALT5P25YY	61DV6ALT7025YY		T,W	
Forged Iron V-Groove		6000	61FV6ALW2425YY		61FV6ALW7925YY	*7000			
2 x 1.5"		DW-Blue	3500		61DW6ALB2425YY				
		DW-Gray	3900		61DW6ALGT2425YY				
		Crown DW-Blue	3500		61DW6AYB2425YY				
		Crown DW-Gray	3900		61DW6AYGT2425YY				



61/62 SERIES • CAPACITY 7000

Wheel Diameter	Tread Width	Wheel Type	Load Capacity	Swivel caster part number shown below; to order Rigid casters change part number prefix 61 to 62				+Color	
				Roller Bearings 24	Sealed Precision BB	Tapered Bearing	*Load Cap		
				Add options by replacing YY in part number with option designators.					
8"	2-1/2"	Yoke only		61ZZ80LZ8825YY				G,V	
		Neo-Energizer	1400	61EN80KB2325YY	61EN80KB8925YY				
		Mold-On Rubber	850	61RS80QB2425YY	61RS80QB6925YY				
		Phenolic	2000	61PH80QB2425YY	61PH80QB6925YY				
		Polyon™	2000	61PU80Q+2425YY	61PU80Q+6925YY				
		EnergySaver Polyon™	2200	61SW80QU2425YY	61SW80QU6925YY	61SW80QU7025YY			
		Semi-Steel	1800	61SS80QS2425YY	61SS80QS6925YY				
		Ductile	4000	61DS80QR2425YY	61DS80QR6925YY	61DS80QR7025YY			
		EnergySaver Ductile™	4000	61CD80QR2425YY	61CD80QR5P25YY	61CD80QR7025YY			
		Iron V-Groove	2500	61VG80QT2425YY	61VG80QT6925YY				
	Ductile Iron V-Groove	3500	61DV80QT2425YY	61DV80QT6925YY	61DV80QT7025YY				
	3"	Mold-On Rubber	900	61RS80LB2425YY	61RS80LB6925YY			G,V	
		Supreme Rubber™	1000			61RH80LS7025YY			
		Phenolic	2500	61PH80LB2425YY	61PH80LB6925YY				
		High-Temp Phenolic	1900	61HT80LQ2425YY	61HT80LQ6925YY				
		Epoxy	1900	61OV80LQ2425YY	61OV80LQ6925YY				
		Polyon™	2500	61PU80L+2425YY	61PU80LG5P25YY				
		EnergySaver Polyon™	2700	61SW80LU2425YY	61SW80LU5P25YY	61SW80LU7025YY			
		UltraPoly™	3500	61EX80LG2425YY	61EX80LG5P25YY	61EX80LG7025YY			
		ErgoLastomer™	3000		61HU80LI5P25YY				
		Titan Polymer™	5500		61PX80LO5P25YY	61PX80LO7925YY			
		Ironman	7000		61NX80LB5P25YY				
		Semi-Steel	2500	61SS80LS2425YY	61SS80LS6925YY				
		Ductile	6000	61DS80LR2425YY	61DS80LR5P25YY	61DS80LR7025YY	*7000		
		EnergySaver Ductile™	6000	61CD80LR2425YY	61CD80LR6925YY	61CD80LR7025YY	*7000		
		Forged Steel	6000	61FS80LS2425YY		61FS80LS7925YY	*7000		
		Crown Forged Steel	6000		61FS80LX5P25YY	61FS80LX7925YY	*7000		
		Iron V-Groove	3500	61VG80L+2425YY	61VG80L+6925YY				
		Ductile Iron V-Groove	5000	61DV80L+2425YY	61DV80L+5P25YY	61DV80L+7025YY			
		Forged Iron V-Groove	6000	61FV80LW2425YY		61FV80LW7925YY	*7000		
		2 x 1.5"	DW-Blue	4000		61DW80LBT425YY			
	DW-Gray		4500		61DW80LGT425YY				
	Crown DW-Blue		4000		61DW80YBT425YY			T,W	
	Crown DW-Gray		4500		61DW80YGT425YY			T,W	
	8"	2-1/2"	Yoke only		61ZZ8ALZ8825YY				G,V
			Neo-Energizer	1400	61EN8AKB2325YY	61EN8AKB8925YY			
			Mold-On Rubber	850	61RS8AQB2425YY	61RS8AQB6925YY			
			Phenolic	2000	61PH8AQB2425YY	61PH8AQB6925YY			
			Polyon™	2000	61PU8AQ+2425YY	61PU8AQ+6925YY			
			EnergySaver Polyon™	2200	61SW8AQU2425YY	61SW8AQU6925YY	61SW8AQU7025YY		
Semi-Steel			1800	61SS8AQS2425YY	61SS8AQS6925YY				
Ductile			4000	61DS8AQR2425YY		61DS8AQR7025YY			
EnergySaver Ductile™			4000	61CD8AQR2425YY	61CD8AQR5P25YY	61CD8AQR7025YY			
Iron V-Groove			2500	61VG8AQT2425YY	61VG8AQT6925YY				
Ductile Iron V-Groove		3500	61DV8AQT2425YY		61DV8AQT7025YY				
3"		Mold-On Rubber	900	61RS8ALB2425YY	61RS8ALB6925YY			G,V	
		Supreme Rubber™	1000			61RH8ALS7025YY			
		Phenolic	2500	61PH8ALB2425YY	61PH8ALB6925YY				
		High-Temp Phenolic	1900	61HT8ALQ2425YY	61HT8ALQ6925YY				
		Epoxy	1900	61OV8ALQ2425YY	61OV8ALQ6925YY				
		Polyon™	2500	61PU8AL+2425YY	61PU8ALG5P25YY				
		EnergySaver Polyon™	2700	61SW8ALU2425YY	61SW8ALU5P25YY	61SW8ALU7025YY			
		UltraPoly™	3500	61EX8ALG2425YY	61EX8ALG5P25YY	61EX8ALG7025YY			
		ErgoLastomer™	3000		61HU8ALI5P25YY				
		Titan Polymer™	5500		61PX8ALO5P25YY	61PX8ALO7925YY			
		Ironman	7000		61NX8ALB5P25YY				
		Semi-Steel	2500	61SS8ALS2425YY	61SS8ALS6925YY				
		Ductile	6000	61DS8ALR2425YY	61DS8ALR5P25YY	61DS8ALR7025YY	*7000		
		EnergySaver Ductile™	6000	61CD8ALR2425YY	61CD8ALR6925YY	61CD8ALR7025YY	*7000		
		Forged Steel	6000	61FS8ALS2425YY		61FS8ALS7925YY	*7000		
		Crown Forged Steel	6000		61FS8ALX5P25YY	61FS8ALX7925YY	*7000		
		Iron V-Groove	3500	61VG8AL+2425YY	61VG8AL+6925YY				
		Ductile Iron V-Groove	5000	61DV8AL+2425YY	61DV8AL+5P25YY	61DV8AL+7025YY			
		Forged Iron V-Groove	6000	61FV8ALW2425YY		61FV8ALW7925YY	*7000		
		2 x 1.5"	DW-Blue	4000		61DW8ALBT425YY			
DW-Gray			4500		61DW8ALGT425YY				
Crown DW-Blue			4000		61DW8AYBT425YY			T,W	
Crown DW-Gray			4500		61DW8AYGT425YY			T,W	



Wheel Diameter	Tread Width	Wheel Type	Load Capacity	Swivel caster part number shown below; to order Rigid casters change part number prefix 61 to 62				+Color
				Roller Bearings 24	Sealed Precision BB	Tapered Bearing	*Load Cap	
				Add options by replacing YY in part number with option designators.				
10"	2-1/2"	Yoke only		61ZZ10LZ8825YY				
		Mold-On Rubber	1000	61RS10QB2425YY	61RS10QB6925YY			
		Phenolic	2500	61PH10QB2425YY	61PH10QB6925YY			
		Polygon™	2200	61PU10Q+2425YY	61PU10Q+6925YY			G,V
		EnergySaver Polygon™	2400	61SW10QU2425YY	61SW10QU6925YY	61SW10QU7025YY		
		Semi-Steel	2000	61SS10QS2425YY	61SS10QS6925YY			
	3"	Ductile	4500	61DS10QR2425YY	61DS10QR6925YY			
		Mold-On Rubber	1100	61RS10LB2425YY	61RS10LB6925YY	61RS10LB7025YY		
		Supreme Rubber™	1300			61RH10LS7025YY		
		Phenolic	2900	61PH10LB2425YY	61PH10LB6925YY			
		High-Temp Phenolic	2400	61HT10LQ2425YY	61HT10LQ6925YY			
		Epoxy	2400	61OV10LQ2425YY	61OV10LQ6925YY			
		Polygon™	3000	61PU10L+2425YY	61PU10LG6525YY			G,V
		EnergySaver Polygon™	3000	61SW10LU2425YY	61SW10LU6925YY	61SW10LU7025YY		
		UltraPoly™	4000	61EX10LG2425YY	61EX10LG5P25YY	61EX10LG7025YY		
		ErgoLastomer™	3200		61HU10LI5P25YY			
		Titan Polymer™	6000		61PX10LO5P25YY	61PX10LO7925YY		
		Ironman	7000		61NX10LB5P25YY			
		Semi-Steel	2500	61SS10LS2425YY	61SS10LS6925YY			
		Ductile	6000	61DS10LR2425YY	61DS10LR5P25YY	61DS10LR7025YY	*7000	
		EnergySaver Ductile™	6000	61CD10LR2425YY	61CD10LR6925YY	61CD10LR7025YY	*7000	
		Forged Steel	6000	61FS10LS2425YY		61FS10LS7925YY	*7000	
		Crown Forged Steel	6000		61FS10LX5P25YY	61FS10LX7925YY	*7000	
		Iron V-Groove	3500	61VG10L+2425YY	61VG10L+6925YY			T,W
	Ductile Iron V-Groove	6000	61DV10L+2425YY	61DV10L+5P25YY	61DV10L+7025YY	*7000	T,W	
	2 x 1.5"	DW-BLUE	4600		61DW10LBT425YY			
		DW-GRAY	5200		61DW10LGT425YY			
		Crown DW-Blue	4600		61DW10YBT425YY			
		Crown DW-Red	4600		61DW10YRT425YY			
		Crown DW-Gray	5200		61DW10YGT425YY			
10"	2-1/2"	Yoke only		61ZZ0ALZ8825YY				
		Mold-On Rubber	1000	61RS0AQB2425YY	61RS0AQB6925YY			
		Phenolic	2500	61PH0AQB2425YY	61PH0AQB6925YY			
		Polygon™	2200	61PU0AQ+2425YY	61PU0AQ+6925YY			G,V
		EnergySaver Polygon™	2400	61SW0AQU2425YY	61SW0AQU6925YY	61SW0AQU7025YY		
		Semi-Steel	2000	61SS0AQS2425YY	61SS0AQS6925YY			
	3"	Ductile	4500	61DS0AQR2425YY	61DS0AQR6925YY			
		Mold-On Rubber	1100	61RS0ALB2425YY	61RS0ALB6925YY	61RS0ALB7025YY		
		Supreme Rubber™	1300			61RH0ALS7025YY		
		Phenolic	2900	61PH0ALB2425YY	61PH0ALB6925YY			
		High-Temp Phenolic	2400	61HT0ALQ2425YY	61HT0ALQ6925YY			
		Epoxy	2400	61OV0ALQ2425YY	61OV0A6925YY			
		Polygon™	3000	61PU0AL+2425YY	61PU0ALG5P25YY			G,V
		EnergySaver Polygon™	3000	61SW0ALU2425YY	61SQ0ALU6925YY	61SW0ALU7025YY		
		UltraPoly™	4000	61EX0ALG2425YY	61EX0ALG5P25YY	61EX0ALG7025YY		
		ErgoLastomer™	3200		61HU0ALI5P25YY			
		Titan Polymer™	6000		61PX0ALO5P25YY	61PX0ALO7925YY		
		Ironman	7000		61NX0ALB5P25YY			
		Semi-Steel	2500	61SS0ALS2425YY				
		Ductile	6000	61DS0ALR2425YY	61DS0ALR5P25YY	61DS0ALR7025YY	*7000	
		EnergySaver Ductile™	6000	61CD0ALR2425YY	61CD0ALR6925YY	61CD0ALR7025YY	*7000	
		Forged Steel	6000	61FS0ALS2425YY		61FS0ALS7925YY	*7000	
		Crown Forged Steel	6000		61FS0ALX5P25YY	61FS0ALX7925YY	*7000	
		Iron V-Groove	3500	61VG0AL+2425YY	61VG0AL+6925YY			T,W
	Ductile Iron V-Groove	6000	61DV0AL+2425YY	61DV0AL+5P25YY	61DV0AL+7025YY	*7000	T,W	
	2 x 1.5"	DW-BLUE	4600		61DW0ALBT425YY			
		DW-GRAY	5200		61DW0ALGT425YY			
		Crown DW-Blue	4600		61DW0AYBT425YY			
		Crown DW-Red	4600		61DW0AYRT425YY			
		Crown DW-Gray	5200		61DW0AYGT425YY			



61/62 SERIES • CAPACITY 7000

Wheel Diameter	Tread Width	Wheel Type	Load Capacity	Swivel caster part number shown below; to order Rigid casters change part number prefix 61 to 62				+Color
				Roller Bearings 24	Sealed Precision BB	Tapered Bearing	*Load Cap	
				Add options by replacing YY in part number with option designators.				
12"	Yoke only			61ZZ12LZ8825YY				
	2-1/2"	Mold-On Rubber	1200	61RS12QB2425YY	61RS12QB6925YY			
		Phenolic	3000	61PH12QB2425YY	61PH12QB6925YY			
		Polyon™	2500	61PU12QB2425YY	61PU12QB6925YY			
		EnergySaver Polyon™	2700	61SW12QU2425YY	61SW12QU6925YY			
		Semi-Steel	2000	61SS12QS2425YY	61SS12QS6925YY			
	3"	Mold-On Rubber	1300	61RS12LB2425YY	61RS12LB6925YY			
		Supreme Rubber™	1400			61RH12LS7025YY		
		Epoxy	2600	61OV12LQ2425YY	61OV12LQ6925YY			
		Phenolic	3500	61PH12LB2425YY	61PH12LB6925YY			
		Polyon™	3500	61PU12L+2425YY	61PU12LG5P25YY			G,V
		EnergySaver Polyon™	3500	61SW12LU2425YY	61SW12LU6925YY	61SW12LU7025YY		
		UltraPoly™	5000	61EX12LG2425YY	61EX12LG5P25YY	61EX12LG7025YY		
		Titan Polymer™	6500		61PX12LO5P25YY	61PX12LO7925YY		
		Ironman	7000		61NX12LB5P25YY			
		Semi-Steel	2500	61SS12LS2425YY	61SS12LS6925YY			
		Ductile	6000	61DS12LR2425YY	61DS12LR5P25YY	61DS12LR7025YY	*7000	
		EnergySaver Ductile™	6000	61CD12LR2425YY	61CD12LR6925YY	61CD12LR7025YY	*7000	
		Forged Steel	6000			61FS12LS7925YY	*7000	
	2 x 1.5"	DW-BLUE	3500		61DW12LBT425YY			
Crown DW-Red		2700		61DW12YRT425YY				

*Load capacity with tapered bearings

Notes



E6/62 Heavy Duty Kingpinless Series – 6,000lbs

- ASTM1045 machined swivel head and hardened raceway
- Viton® Seal integrated with raceways available
- Legs are double welded 3/8" thick steel
- Grease fitting on raceway and axle
- 3/4" axle bolt/nut
- Zinc plated finish



E61PU10LV2425YY



E61RS10LB2425YY



E61SS10LS2425YY



E6/62 SERIES • CAPACITY 6000

Fastening Pattern							
Plate Code	Overall Size	Bolt Hole Pattern		Mounting Bolt size			
25	5-1/4" x 7-1/4"	3-3/8" x 5-1/4" to 4-1/8" x 6-1/8"		1/2"			
Overall Height and Swivel Radius							
Wheel Diameter	Overall Height	Denotation Code		Swivel Radius			
6"	8"	60		4-3/4"			
8"	10-1/2"	80		6-1/2"			
10"	12-1/2"	10		8-1/32"			
Wheel Diameter	Tread Width	Wheel Type	Load Capacity	Swivel caster part number shown below; to order rigid casters change part number prefix E61 to 62			+Color
				Roller Bearings 24	Sealed Precision BB	Tapered Bearing	
				Add options by replacing YY in part number with option designators			
6"	2-1/2"	Yoke only		E6ZZ60LZ8825YY			
		Mold-On rubber	700	E6RS60QB2425YY	E6RS60QB6925YY		
		Phenolic	1600	E6PH60QB2425YY	E6PH60QB6925YY		
		Polyon™	1600	E6PU60Q+2425YY	E6PU60Q+6925YY		G,V
		EnergySaver Polyon™	1700	E6SW60QU2425YY	E6SW60QU6925YY	E6SW60QU7025YY	
		Semi-Steel	1800	E6SS60QS2425YY	E6SS60QS6925YY		
		Ductile Steel	3500	E6DS60QR2425YY	E6DS60QR6925YY	E6DS60QR7025YY	
		EnergySaver Ductile™	3500	E6CD60QR2425YY	E6CD60QR6925YY	E6CD60QR7025YY	
	Iron V-Groove	2500	E6VG60QT2425YY	E6VG60QT6925YY			
	Ductile Iron V-Groove	3500	E6DV60QT2425YY	E6DV60QT6925YY	E6DV60QT7025YY		
	Mold-On rubber	750	E6RS60LB2425YY	E6RS60LB6925YY			
	Supreme Rubber™	850			E6RH60LS7025YY		
	Phenolic	2000	E6PH60LB2425YY	E6PH60LB6925YY			
	Polyon™	2000	E6PU60L+2425YY	E6PU60L+6925YY		G,V	
	EnergySaver Polyon™	2200	E6SW60LU2425YY	E6SW60LU6925YY	E6SW60LU2425YY		
	UltraPoly™	3000	E6EX60LG2425YY	E6EX60LG6525YY	E6EX60LG7025YY		
	Titan Polymer™	4000		E6PX60LO6525YY	E6PX60LO7925YY		
	Ironman	6000		E6NX60LB6525YY			
	Semi-Steel	2500	E6SS60LS2425YY	E6SS60LS6925YY			
	Ductile Steel	6000	E6DS60LR2425YY	E6DS60LR6525YY	E6DS60LR7025YY		
EnergySaver Ductile™	6000	E6CD60LR2425YY	E6CD60LR5P25YY	E6CD60LR7025YY			
Forged Steel	6000	E6FS60LS2425YY		E6FS60LS7925YY			
Iron V-Groove	3500	E6VG60L+2425YY	E6VG60L+6925YY		T,W		
Ductile Iron V-Groove	5000	E6DV60L+2425YY	E6DV60LT6525YY	E6DV60LT7025YY	T,W		
Forged Iron V-Groove	6000	E6FV60LW2425YY		E6FV60LW7925YY			
2 x 1.5"	DW-Blue	3500		E6DW60LBT425YY			
	DW-Gray	3900		E6DW60LGT425YY			
	Crown DW-Blue	3500		E6DW60YBT425YY			
	Crown DW-Gray	3900		E6DW60YGT425YY			



E6/62 SERIES • CAPACITY 6000

Wheel Diameter	Tread Width	Wheel Type	Load Capacity	Swivel caster part number shown below; to order rigid casters change part number prefix E61 to 62			+Color
				Roller Bearings 24	Sealed Precision BB	Tapered Bearing	
				Add options by replacing YY in part number with option designators			
8"	2-1/2"	Yoke only		E6ZZ80LZ8825YY			
		Neo-Energizer	1400	E6EN80KB2325YY	E6EN80KB8925YY		
		Mold-On rubber	850	E6RS80QB2425YY	E6RS80QB6925YY		
		Phenolic	2000	E6PH80QB2425YY	E6PH80QB6925YY		
		Polyon™	2000	E6PU80Q+2425YY	E6PU80Q+6925YY		G,V
		EnergySaver Polyon™	2200	E6SW80QU2425YY	E6SW80QU6925YY	E6SW80QU7025YY	
		Semi-Steel	1800	E6SS80QS2425YY	E6SS80QS6925YY		
		Ductile	4000	E6DS80QR2425YY	E6DS80QR6925YY	E6DS80QR7025YY	
		EnergySaver Ductile™	4000	E6CD80QR2425YY	E6CD80QR6525YY	E6CD80QR7025YY	
	Iron V-Groove	2500	E6VG80QT2425YY	E6VG80QT6925YY			
	Ductile Iron V-Groove	3500	E6DV80QT2425YY	E6DV80QT6925YY	E6DV80QT7025YY		
	3"	Mold-On rubber	900	E6RS80LB2425YY	E6RS80LB6925YY		
		Supreme Rubber™	1000			E6RH80LS7025YY	
		Phenolic	2500	E6PH80LB2425YY	E6PH80LB6925YY		
		High-Temp Phenolic	1900	E6HT80LQ2425YY	E6HT80LQ6925YY		
		Epoxy	1900	E6OV80LQ2425YY	E6OV80LQ6925YY		
		Polyon™	2500	E6PU80L+2425YY	E6PU80LG6525YY		G,V
		EnergySaver Polyon™	2700	E6SW80LU2425YY	E6SW80LU6525YY	E6SW80LU7025YY	
		UltraPoly™	3500	E6EX80LG2425YY	E6EX80LG6525YY	E6EX80LG7025YY	
		ErgoLastomer™	3000		E6HU80LI6525YY		
		Titan Polymer™	5500		E6PX80LO6525YY	E6PX80LO7925YY	
		Ironman	7000		E6NX80LB6525YY		
		Semi-Steel	2500	E6SS80LS2425YY	E6SS80LS6925YY		
		Ductile	6000	E6DS80LR2425YY	E6DS80LR6525YY	E6DS80LR7025YY	
		EnergySaver Ductile™	6000	E6CD80LR2425YY	E6CD80LR6925YY	E6CD80LR7025YY	
		Forged Steel	6000	E6FS80LS2425YY		E6FS80LS7925YY	
		Crown Forged Steel	6000		E6FS80LX5P25YY	E6FS80LX7925YY	
		Iron V-Groove	3500	E6VG80L+2425YY	E6VG80L+6925YY		T,W
		Ductile Iron V-Groove	5000	E6DV80L+2425YY	E6DV80L+6525YY	E6DV80L+7025YY	T,W
	Forged Iron V-Groove	6000	E6FV80LW2425YY		E6FV80LW7925YY		
	2 x 1.5"	DW-Blue	4000		E6DW80LBT425YY		
		DW-Gray	4500		E6DW80LGT425YY		
		Crown DW-Blue	4000		E6DW80YBT425YY		
Crown DW-Gray		4500		E6DW80YGT425YY			
10"	2-1/2"	Yoke only		E6ZZ10LZ8825YY			
		Mold-On rubber	1000	E6RS10QB2425YY	E6RS10QB6925YY		
		Phenolic	2500	E6PH10QB2425YY	E6PH10QB6925YY		
		Polyon™	2200	E6PU10Q+2425YY	E6PU10Q+6925YY		G,V
		EnergySaver Polyon™	2400	E6SW10QU2425YY	E6SW10QU6925YY	E6SW10QU7025YY	
		Semi-Steel	2000	E6SS10QS2425YY	E6SS10QS6925YY		
	3"	Ductile	4500	E6DS10QR2425YY	E6DS10QR6925YY		
		Mold-On rubber	1100	E6RS10LB2425YY	E6RS10LB6925YY	E6RS10LB7025YY	
		Supreme Rubber™	1300			E6RH10LS7025YY	
		Phenolic	2900	E6PH10LB2425YY	E6PH10LB6925YY		
		High-Temp Phenolic	2400	E6HT10LQ2425YY	E6HT10LQ6925YY		
		Epoxy	2400	E6OV10LQ2425YY	E6OV10LQ6925YY		
		Polyon™	3000	E6PU10L+2425YY	E6PU10LG6525YY		G,V
		EnergySaver Polyon™	3000	E6SW10LU2425YY	E6SW10LU6925YY	E6SW10LU7025YY	
		UltraPoly™	4000	E6EX10LG2425YY	E6EX10LG6525YY	E6EX10LG7025YY	
		ErgoLastomer™	3200		E6HU10LI6525YY		
		Titan Polymer™	6000		E6PX10LO6525YY	E6PX10LO7925YY	
		Ironman	6000		E6NX10LB6525YY		
		Semi-Steel	2500	E6SS10LS2425YY	E6SS10LS6925YY		
		Ductile	6000	E6DS10LR2425YY	E6DS10LR6525YY	E6DS10LR7025YY	
		EnergySaver Ductile™	6000	E6CD10LR2425YY	E6CD10LR6925YY	E6CD10LR7025YY	
		Forged Steel	6000	E6FS10LS2425YY		E6FS10LS7925YY	
		Crown Forged Steel	6000		E6FS10LX5P25YY	E6FS10LX7925YY	
		Iron V-Groove	3500	E6VG10L+2425YY	E6VG10L+6925YY		T,W
	Ductile Iron V-Groove	6000	E6DV10L+2425YY	E6DV10L+6525YY	E6DV10L+7025YY	T,W	
	2 x 1.5"	DW-BLUE	4600		E6DW10LBT425YY		
		DW-GRAY	5200		E6DW10LGT425YY		
		Crown DW-Blue	4600		E6DW10YBT425YY		
		Crown DW-Red	2500		E6DW10YRT425YY		
		Crown DW-Gray	5200		E6DW10YGT425YY		



63/64 Extreme Duty Kingpinless Series – Up to 20,000lbs

- ASTM1045 steel, drop forged 1/2" thick swivel head, 4-1/2" diameter precisely machined raceway of 5/8" diameter hardened steel ball bearings
- 1-1/4" Grade 8 machined axle bolt for 4" wide wheels
- Legs are formed from 3/8" thick steel, double welded
- 1" Grade 5 axle bolt for 3" wide wheels
- Grease fitting on raceway and axle
- Zinc plated



63FS10LS6625FY



63DW10NGT630YY



63/64 SERIES • CAPACITY 2000

Face Contact Brake (FY)	Toe Guard (4Y)	4-Position Lock (PY)

Fastening Pattern			
Plate Code	Overall Size	Bolt Hole Pattern	Mounting Bolt size
30	6-1/4" x 7-1/2"	4-1/2" x 6" to 4-1/8" x 6-1/8"	1/2" to 9/16"
Overall Height and Swivel Radius			
Wheel Diameter	Overall Height	Denotation Code	Swivel Radius
6"	8-1/2"	60	4-3/4"
8"	10-1/2"	80	6-3/16"
10"	12-1/2"	10	7-11/16"
12"	15-1/2"	12	9-5/8"
16"	19	16	4-1/2"



Wheel Diameter	Tread Width	Wheel Type	Swivel caster part numbers shown below:						+Color
			To order Rigid casters change part# prefix 63 to 64						
			Roller Bearings 26,27,33	Weight Capacity	Tapered Bearings 71,74	Weight Capacity	Sealed Precision BB	Weight Capacity	
6"	3"	Yoke only	63ZZ60LZ7130YY						
		Mold-On Rubber	63RS60LB2630YY	750			63RS60LBR130YY	750	
		Phenolic	63PH60LB2630YY	2000			63PH60LBR130YY	2000	
		Polyon™	63PU60L+2630YY	2000			63PU60L+R130YY	2000	G,V
		EnergySaver Polyon™	63SW60LU2630YY	2200	63SW60LU7130YY	2200			
		UltraPoly™	63EX60LG2630YY	3000	63EX60LG7130YY	3000	63EX60LG7P30YY	3000	
		MegaPU™			63PX60LO7130YY	4000			
		Ironman					63NX60LR1P30YY	7200	
		Semi-Steel	63SS60LS2630YY	2500			63SS60LSR130YY	2500	
		Ductile	63DS60LR2630YY	6000	63DS60LR7130YY	10000	63DS60LRR130YY	3000	
		EnergySaver Ductile™	63CD60LR2630YY	6000	63CD60LR7130YY	10000	63CD60LRR130YY	3000	
		Forged Steel	63FS60LS2730YY	8000	63FS60LS7130YY	10000	63FS60LS7P30YY	10000	
		Crown Forged Steel			63FS60LX7130YY	10000			
		Iron V-Groove	63VG60L+2630YY	3500			63VG60L+R130YY	3000	T,W
	Ductile V-Groove	63DV60L+2630YY	5000	60DV60L+7130YY	5000	63DV60L+R130YY	3000	T,W	
	Forged V-Groove	63FV60LW2730YY	6000	63FV60LW7130YY	10000	63FV60LW7P30YY	10000		
	2x1.5"	DW-Blue					63DW60LBT530YY	3500	
		DW-Gray					63DW60LGT530YY	3900	
		Crown DW-Gray					63DW60YGT530YY	3900	
	8"	3"	Yoke only	63ZZ80LZ7130YY					
Mold-On Rubber			63RS80LB2630YY	900			63RS80LBR130YY	900	
Supreme Rubber			63RH80LS2630YY	1000			63RH80LSR130YY	1000	
Phenolic			63PH80LB2630YY	2500			63PH80LBR130YY	2500	
High-Temp Phenolic			63HT80LQ2630YY	1900			63HT80LQR130YY	1900	
Polyon™			63PU80L+2630YY	2500			63PU80L+R130YY	2500	G,V
EnergySaver Polyon™			63SW80LU2630YY	2700	63SW80LU7130YY	2700	63SW80LUR130YY	2700	
UltraPoly™			63EX80LG2630YY	3500	63EX80LG7130YY	3500	63EX80LG7P30YY	3500	
MegaPU™					63PX80LO7130YY	5500	63PX80LO7P30YY	5500	
Ironman					63NX80LB7130YY	7200	63NX80LR1P30YY	7200	
Semi-Steel			63SS80LS2630YY	2500			63SS80LSR130YY	2500	
Ductile			63DS80LR2630YY	6000	63DS80LR7130YY	10000	63DS80LR7P30YY	6000	
EnergySaver Ductile™			63CD80LR2630YY	6000	63CD80LR7130YY	10000	63CD80LRR130YY	3000	
Forged Steel			63FS80LS2730YY	8000	63FS80LS7130YY	11000			
Crown Forged Steel				63FS80LX7130YY	11000				
Iron V-Groove		63VG80L+2630YY	3500			63VG80L+R130YY	3000	T,W	
Ductile V-Groove		63DV80L+2630YY	5000	63DV80L+7130YY	5000	63DV80L+R130YY	3000	T,W	
Forged V-Groove		63FV80LW2730YY		63FV80LW7130YY	10000	63FV80LW71P30YY	6000		
2x1.5"		DW-Blue					63DW80LBT530YY	4000	
		DW-Gray					63DW80LGT530YY	4500	
		Crown DW-Gray					63DW80YGT530YY	4500	
4"		Yoke only	63ZZ80NZ7430YY						
		UltraPoly™	63EX80NG3330YY	4000	63EX80NG7430YY	4000			
		MegaPU™			63PX80NO7430YY	6500	63PX80NO8P30YY	6500	
	Ironman					63NX80NB8P30YY	8000		
	Ductile	63DS80NR3330YY	10000	63DS80NR7430YY	17000	63DS80NR8P30YY	8000		
	Forged Steel	63FS80NS3330YY	11000	63FS80NS7430YY	18000				
	Forged V-Groove	63FV80NX3330YY	6000	63FV80N+7430YY	15000			W,X	
2 x 2"	DW-Blue					63DW80NBT630YY	4000		
	DW-Gray					63DW80NGT630YY	4500		
	Crown DW-blue					63DW80ZBT630YY	4000		



63/64 SERIES • CAPACITY 2000

Wheel Diameter	Tread Width	Wheel Type	Swivel caster part numbers shown below:						+Color	
			To order Rigid casters change part# prefix 63 to 64							
			Roller Bearings 26,27,33	Weight Capacity	Tapered Bearings 71,74	Weight Capacity	Sealed Precision BB	Weight Capacity		
10"	3"	Yoke only	63ZZ10LZ7130YY							
		Mold-On Rubber	63RS10LB2630YY	1100			63RS10LBR130YY	1100		
		Supreme Rubber	63RH10LS2630YY	1300	63RH10LS7130YY	1300	63RH10LSR130YY	1300		
		Phenolic	63PH10LB2630YY	2900			63PH10LBR130YY	2900		
		High-Temp Phenolic	63HT10LQ2630YY	2400			63HT10LQR130YY	2400		
		Polyon™	63PU10L+2630YY	3000			63PU10L+R130YY	3000	G,V	
		EnergySaver Polyon™	63SW10LU2630YY	3000	63SW10LU7130YY	3000	63SW10LUR130YY	3000		
		UltraPoly™	63EX10LG2630YY	4000	63EX10LG7130YY	4000	63EX10LG7P30YY	4000		
		MegaPU™			63PX10LO7130YY	6000	63PX10LO7P30YY	6000		
		Ironman					63NX10LR1P30YY	7200		
		Semi-Steel	63SS10LS2630YY	2500						
		Ductile	63DS10LR2630YY	7000	63DS10LR7130YY	10000	63DS10LRR130YY	3000		
		EnergySaver Ductile™	63CD10LR2630YY	7000	63CD10LR7130YY	10000	63CD10LRR130YY	3000		
		Forged Steel			63FS10LS7130YY	10000				
	Crown Forged Steel			63FS10LX7130YY	10000					
	Forged V-Groove			63FV10LW7430YY	10000					
	Iron V-Groove	63VG10L+2630YY	3500			63VG10L+R130YY	3000	T,W		
	Ductile V-Groove	63DV10L+2630YY	6000	63DV10LT7130YY	7000	63DV10L+R130YY	7000	T,W		
	2x1.5"	DW-BLUE					63DW10LBT530YY	4600		
		DW-GRAY					63DW10LGT530YY	5200		
		Crown DW-Red					63DW10YRT530YY	2500		
	4"	Yoke only	63ZZ10NZ7430YY							
		Mold-On Rubber	63RS10NB3330YY	1400						
		UltraPoly™	63EX10NG3330YY	5500	63EX10NG7430YY	5500				
		MegaPU™			63PX10NO7430YY	7000	63PX10NO8P30YY	7000		
		DW-Gray					63DW10NGT630YY	5000		
		Ironman					63NX10NB8P30YY	8000		
		Ductile	63DS10NR3330YY	10000	63DS10NR7430YY	17000	63DS10NR8P30YY	10000		
		Forged Steel	63FS10NS3330YY	11000	63FS10NS7430YY	20000	63FS10NS8P30YY	20000		
		Crown Forged Steel					63FS10NX8P30YY	20000		
		Forged V-Groove			63FV10NX7430YY	15000				
	2 X 2"	DW-Blue					63DW10NBT630YY	4500		
	12"	3"	Yoke only	63ZZ12LZ7130YY						
Mold-On Rubber			63RS12LB2630YY	1300			63RS12LBR130YY	1300		
Supreme Rubber			63RH12LS2630YY	1400	63RH12LS7130YY	1400	63RH12LSR130YY	1400		
Phenolic			63PH12LB2630YY	3500			63PH12LBR130YY	3000		
Polyon™			63PU12L+2630YY	3500			63PU12L+R130YY	3000	G,V	
EnergySaver Polyon™			63SW12LU2630YY	3500	63SW12LU7130YY	3500	63SW12LUR130YY	3000		
UltraPoly™			63EX12LG2630YY	5000	63EX12LG7130YY	5000	63EX12LG7P30YY	5000		
MegaPU™					63PX12LO7130YY	6500	63PX12LO7P30YY	6500		
Ironman							63NX12LR1P30YY	10000		
Semi-Steel			63SS12LS2630YY	2500			63SS12LSR130YY	2500		
Ductile			63DS12LR2630YY	6000	63DS12LR7130YY	10000	63DS12LRR130YY	3000		
EnergySaver Ductile™			63CD12LR2630YY	6000	63CD12LR7130YY	10000	63CD12LUR130YY	3000		
Forged Steel				63FS12LS7130YY	10000					
2 X 1.5"		Crown DW - Red					63DW12YRT530YY	3000		
3-1/2"		Yoke only	63ZZ12NZ7430YY							
		Supreme Rubber	63RH12MS3330YY	1500			63RH12MS8P30YY	1500		
		High-Temp Phenolic	63HT12MB3330YY	3000						
		Phenolic	63PH12MB3330YY	4000						
		4"	Mold-On Rubber	63RS12NB3330YY	1500					
			UltraPoly™	63EX12NG3330YY	6500	63EX12NG7430YY	6500	63EX12NG8P30YY	6500	
MegaPU™					63PX12NO7430YY	8000	63PX12NO8P30YY	8000		
Ironman							63NX12NB8P30YY	8700		
Phenolic			63PH12NB3330YY	6500						
Ductile		63DS12NR3330YY	10000	63DS12NR7430YY	17000	63DS12NR6830YY	11000			
Forged Steel			63FS12NX7430YY	20000						
16"	3"	Yoke only	63ZZ16LZ7130YY							
		Mold-On Rubber	63RS16LB2630YY	1500			63RS16LBR130YY	1500		
		Phenolic	63PH16LB2630YY	4000			63PH16LBR130YY	3000		
		Polyon™	63PU16LG2630YY	4400			63PU16LGR130YY	3000		
		MegaPU™					63PX16LO7P30YY	8000		



65/66 Extreme Duty Kingpinless Series – Up to 40,000lbs

- ASTM1045 steel, drop forged 5/8" thick swivel head, 7" diameter precisely machined raceway of 3/4" diameter hardened steel ball bearings
- 1-1/4" Grade 8 machined axle bolt for 4" wide wheels
- Legs formed from 1/2" thick steel, double welded
- Grease fitting on raceway and axle
- Zinc plated



65FS10NX7445YY

65PX10NO8P45-0F0000



Fastening Pattern			
Plate Code	Overall Size	Bolt Hole Pattern	Mounting Bolt Size
45	8-1/2" x 8-1/2"	7" x 7"	5/8"
Overall Height and Swivel Radius			
Wheel Dia.	Overall Height	Denotation Code	Swivel Radius
8"	11"	80	6"
10"	13"	10	7-1/2"
12"	15-1/2"	12	9"



65/66 SERIES • CAPACITY 40000

Wheel Dia.	Tread Width	Wheel Type	Swivel caster part numbers shown below:					+Color
			To order Rigid casters change part# prefix 65 to 66					
			Roller Bearings 33	Weight Capacity	Tapered Bearing 74	Weight Capacity	Sealed Precision BB	
8"	4"	Yoke only	65ZZ80NZ7445YY					
		UltraPoly™	65EX80NG3345YY	4000	65EX80NG7445YY	4000		
		MegaPU™			65PX80NO7445YY	6500	65PX80NO8P45YY	6500
		Ironman					65NX80NB8P45YY	8000
		Ductile	65DS80NR3345YY	10000	65DS80NR7445YY	17000	65DS80NR8P45YY	10000
		Forged Steel	65FS80NS3345YY	11000	65FS80NS7445YY	18000		
		Forged V-Groove	65FV80NX3345YY	6000	65FV80N+7445YY	15000		
	2 x 2"	DW-Blue					65DW80NBT645YY	4000
		DW-Gray					65DW80NGT645YY	4500
		Crown DW-Blue					65DW80ZBT645YY	4000
10"	4"	Yoke only	65ZZ10NZ7445YY					
		Mold-On Rubber	65RS10NB3345YY	1400				
		UltraPoly™	65EX10NG3345YY	5500	65EX10NG7445YY	5500		
		MegaPU™			65PX10NO7445YY	7000	65PX10NO8P45YY	7000
		DW-Gray					65DW10NGT645YY	5000
		Ironman					65NX10NB8P45YY	8000
		Ductile	65DS10NR3345YY	10000	65DS10NR7445YY	17000	65DS10NR8P45YY	10000
		Forged Steel	65FS10NS3345YY	11000	65FS10NS7445YY	20000	65FS10NS8P45YY	20000
		Crown Forged Steel					65FS10NX8P45YY	20000
	Forged V-Groove			65FV10NX7445YY	15000			
2 X 2"	DW-Blue					65DW10NBT645YY	4500	
12"	3-1/2"	Yoke only	65ZZ12NZ7445YY					
		Supreme Rubber	65RH12MS3345YY	1500			65RH12MS8P45YY	1500
		High-Temp Phenolic	65HT12MB3345YY	3000				
	4"	Phenolic	65PH12MB3345YY	4000				
		Mold-On Rubber	65RS12NB3345YY	1500				
		UltraPoly™	65EX12NG3345YY	6500	65EX12NG7445YY	6500	65EX12NG8P45YY	6500
		MegaPU™			65PX12NO7445YY	8000	65PX12NO8P45YY	8000
		Ironman					65NX12NB8P45YY	8000
		Phenolic	65PH12NB3345YY	6500				
		Ductile	65DS12NR3345YY	10000	65DS12NR7445YY	17000	65DS12NR6845YY	11000
Forged Steel			65FS12NX7445YY	20000				



D7/R7 - Dual Wheel Kingpinless Series - 2000lb

- Designed for ultimate solution of traditional casters with kingpin being loosened from lateral force
- ASTM45 Steel, precisely CNC machined raceway with hardened ball bearings
- Extended swivel radius for better maneuverability is available for 6" and 8"
- 1/4" thick top plated with legs formed from 1/4" steel
- Bright Zinc finish as standard
- Hardened Raceway

D7CP60JR6417YY



D7DW60XDT317YY



FASTENING PATTERNS			
Plate Code	Overall Size	Bolt Hole Pattern	Mounting Bolt Size
17	4" x 4-15/32"	2-5/8" x 3-5/8" to 3" x 3"	3/8"
		w/ 2 x 5/16" holes centered at 4.013" between long-way holes for use on structural framing.	
Overall Height and Swivel Radius			
Wheel Diameter	Overall Height	Denotation Code	Swivel Radius
6"	7-3/4"	60	5-1/2"
8"	10-1/8"	80	6-1/4"



Wheel Dia	Tread Width	Wheel Type	Load Cap.	Available Bearing Options	Replace + with desired wheel color		+Color
					Replace ## with desired wheel bearing		
					SWIVEL	RIGID	
6"	2" x 2	Yoke Only			D7ZZ60JZ83**YY	R7ZZ60JZ83**YY	
		Neo-Energizer™	600	04, 09,64, 57, 12	D7EN60JB##**YY	R7EN60JB##**YY	
		Pneumatic	200		D7FP60JB60**YY	R7FP60JB60**YY	
		Foam Filled	200		D7FF60JB60**YY	R7FF60JB60**YY	
		Ever-Roll™	200		D7ER60J+60**YY	R7ER60J+60**YY	B,I
		Nomadic™	600	04,09,48,60,57,12	D7NM60J+##**YY	R7NM60J+##**YY	A,I
		Rubber on Nylon	550	04,09,48,60,57,12	D7NR60JB##**YY	R7NR60JB##**YY	
		Dura Cushion™	350	04,09,63,57,12	D7BC60J+##**YY	R7BC60J+##**YY	X,Z
		Eco-Rubber	350		D7SN60JC53**YY	R7SN60JC53**YY	
		Rubber on Aluminum	550	04,09,48,60,57,12	D7RA60JB##**YY	R7RA60JB##**YY	
		Mold-On Rubber	550	04,09,48,60,57,12	D7RS60JB##**YY	R7RS60JB##**YY	
		Supreme Rubber	700	04,09,48,60,57,12	D7RH60JS##**YY	R7RH60JS##**YY	
		Blue Ergo™	550		D7BL60JL63**YY	R7BL60JL63**YY	
		Thermo-Pro™	500	04,09,60,63,48,57,12	D7TP60J+##**YY	R7TP60J+##**YY	A,I,T,X,Y,Z
		Polyolefin	700	04,09,60,53,P3,48,57,12	D7PO60J+##**YY	R7PO60J+##**YY	B,E
		Nylon	1000	04,09,63,57,12	D7NY60JE##**YY	R7NY60JE##**YY	
		Ironman	2000	65, 73	D7NX60JB##**YY	R7NX60JB##**YY	
		RokHard™	1000	04,09,48,60,57,12	D7HI60JB##**YY	R7HI60JB##**YY	
		BrimStone™	1100	04,09,60,90	D7GN60J+##**YY	R7GN60J+##**YY	B,Q
		Epoxy	1100	04,09,90	D7OV60JQ##**YY	R7OV60JQ##**YY	
		MaxRok™	1200	04,09,63,57,12	D7MA60JB##**YY	R7MA60JB##**YY	
		Phenolic	1200		D7PH60JB##**YY	R7PH60JB##**YY	
		Straight-Sided Phenolic	1500	04,09,48,60,57,12	D7PH60TB##**YY	R7PH60TB##**YY	
		High-Temp Phenolic	900	04,09,90	D7HT60JQ##**YY	R7HT60JQ##**YY	
		Poly MaxRok™	1200	04,09,48,60,57,12	D7MU60J+##**YY	R7MU60J+##**YY	G,K
		Polyon AL™	1200	04,09,48,60,57,12	D7PA60J+##**YY	R7PA60J+##**YY	N,R
		Polyon-C	1200	04,09,48,60,57,12	D7PR60JL##**YY	R7PR60JL##**YY	
		DW-Black	700		D7DW60JLT3**YY	R7DW60JLT3**YY	
		DW-Red	960		D7DW60JRT3**YY	R7DW60JRT3**YY	
		DW-Blue	1400		D7DW60JBT3**YY	R7DW60JBT3**YY	
		DW-Gray	1400		D7DW60JGT3**YY	R7DW60JGT3**YY	
		Crown DW-Red	960		D7DW60XRT3**YY	R7DW60XRT3**YY	
		Crown DW-Blue	1400		D7DW60XBT3**YY	R7DW60XBT3**YY	
		Poly-Pro™	720	04,09,48,60,63,57,12	D7PP60J+##**YY	R7PP60J+##**YY	D,I,K,M,W,U
			900		D7PP60JP49**YY	R7PP60JP49**YY	
		Polymadic™	900	04,09,48,60,63,57,12	D7PP60JH63**YY	R7PP60JH63**YY	
					D7PM60J+##**YY	R7PM60J+##**YY	I,M
		Polyon™	1200	04,09,48,60,57,12	D7PU60JV63**YY	R7PU60JV63**YY	
					D7PU60J+##**YY	R7PU60J+##**YY	G,V
		EnergySaver Polyon™	1400	04,09,63,57,12	D7SW60JU##**YY	R7SW60JU##**YY	
		PolyFlexon™ Cast	900	04,09,63,57,12	D7RP60JK##**YY	R7RP60JK##**YY	
		PolyFlexon™	900		D7UA60J+64**YY	R7UA60J+64**YY	N,O
		D-Polyon	1000		D7UD60JL64**YY	R7UD60JL64**YY	
		Ultraflex™	1000		D7UX60JO64**YY	R7UX60JO64**YY	
		Champion	1200		D7CP60JN64**YY	R7CP60JN64**YY	
		DuraLastomer™	1000	09,48,60,57,12	D7SU60JL##**YY	R7SU60JL##**YY	
		Super Elastomer	1400		D7SX60JI64**YY	R7SX60JI64**YY	
		ErgoLastomer™	1700	04,09,48,60,64,57,12	D7HU60JI##**YY	R7HU60JI##**YY	
		Titan™ Plymer	2000		D7PX60JO63**YY	R7PX60JO63**YY	
		Conquer™	1800		D7CQ60JR64**YY	R7CQ60JR64**YY	
			1800		D7CQ60JL64**YY	R7CQ60JL64**YY	
		Semi-Steel	1200	04,09,48,60,57,12	D7SS60JS##**YY	R7SS60JS##**YY	
		Heavy Duty Iron	1400	04,09,60,63,57,12	D7HS60JS##**YY	R7HS60JS##**YY	
				04,09,60,48,57,12	D7HS60JX##**YY	R7HS60JX##**YY	
Ductile	2000	04,09,60,73,63,B1,B5	D7DS60JR##**YY	R7DS60JR##**YY			
EnergySaver Ductile™	2000	04,09,48, 60,73,B1,B5	D7CD60JR##**YY	R7CD60JR##**YY			
Forged Steel	2000	04,09,73,63,B1,B5	D7FS60JS##**YY	R7FS60JS##**YY	S=Flat Tread; X=Crown Tread		
Ironman™ V-Groove	2000		D7FS60JX4P**YY	R7FS60JX4P**YY			
			D7NV60JT4P**YY	R7NV60JT4P**YY			
Iron V-groove	1000	04,09,48,60,57,12	D7VG60JT##**YY	R7VG60JT##**YY			
Ductile V-Grove	1500	04,09,57,12,63,B1,B5	D7DV60JT##**YY	R7DV60JT##**YY			
Conductive Nylon	700		D7CY60JI62**YY	R7CY60JI62**YY			
Conductive Ultrflex™	600		D7CX60JL64**YY	R7CX60JL64**YY			



Wheel Dia	Tread Width	Wheel Type	Load Cap.	Available Bearing Options	Replace + with desired wheel color		+Color
					Replace ## with desired wheel bearing		
					SWIVEL	RIGID	
8"	2" x 2	Yoke Only			D7ZZ80JZ83**YY	R7ZZ80JZ83**YY	
		Neo-Energizer™	600	04,09,64,57,12	D7EN80JB##**YY	R7EN80JB##**YY	
		Nomadic™	700	04,09,48,60,57,12	D7NM80J+##**YY	R7NM80J+##**YY	A,I
		Rubber on Nylon	600	04,09,48,60,57,12	D7NR80JB##**YY	R7NR80JB##**YY	
		Dura Cushion™	450	04,09,63,57,12	D7BC80J+##**YY	R7BC80J+##**YY	X,Z
		Eco-Rubber	450	53,P3	D7SN80UC##**YY	R7SN80UC##**YY	
		Rubber on Aluminum	600	04,09,48,60,57,12	D7RA80JB##**YY	R7RA80JB##**YY	
		Mold-On Rubber	600	04,09,48,60,57,12	D7RS80JB##**YY	R7RS80JB##**YY	
		Supreme Rubber	810	04,09,63,57,12	D7RH80JS##**YY	R7RH80JS##**YY	
		Blue Ergo™	600		D7BL80JL63**YY	R7BL80JL63**YY	
		Thermo-Pro™	600	04,09,60,63,48,57,12	D7TP80J+##**YY	R7TP80J+##**YY	A,I,T,X,Y,Z
		Polyolefin	900	04,09,60,53,P3,48,57,90,12	D7PO80J+##**YY	R7PO80J+##**YY	B,E
		Nylon	1100	04,09,63,57,12	D7NY80JE##**YY	R7NY80JE##**YY	
		Ironman	2000	65,73	D7NX80JB##**YY	R7NX80JB##**YY	
		RokHard™	1100	04,09,48,60,57,12	D7HI80JB##**YY	R7HI80JB##**YY	
		BrimStone™	1200	04,09,60,90	D7GN80J+##**YY	R7GN80J+##**YY	B,Q
		Epoxy	1200	04,09	D7OV80JQ##**YY	R7OV80JQ##**YY	
		MaxRok™	1400	04,09,49,57,12	D7MA80JB##**YY	R7MA80JB##**YY	
		Phenolic	1400	04,09,48,60,57,12	D7PH80JB##**YY	R7PH80JB##**YY	
		High-Temp Phenolic	1100	04,09,90	D7HT80JQ##**YY	R7HT80JQ##**YY	
		Poly MaxRok™	1400	04,09,48,60,57,12	D7MU80J+##**YY	R7MU80J+##**YY	G,K
		Polyon AL™	1500	04,09,48,60,57,12	D7PA80J+##**YY	R7PA80J+##**YY	N,R
		DW-Black	750		D7DW80JLT3**YY	R7DW80JLT3**YY	
		DW-Red	1100		D7DW80JRT3**YY	R7DW80JRT3**YY	
		DW-Blue	1600		D7DW80JBT3**YY	R7DW80JBT3**YY	
		DW-Gray	1700		D7DW80JGT3**YY	R7DW80JGT3**YY	
		Crown DW-Red	1100		D7DW80XRT3**YY	R7DW80XRT3**YY	
		Crown DW-Blue	1600		D7DW80XBT3**YY	R7DW80XBT3**YY	
		Poly-Pro™	810	04,09,48,60,63,57,12	D7PP80J+##**YY	R7PP80J+##**YY	C,D,I,K,M,U,W
			1000		D7PP80JP49**YY	R7PP80JP49**YY	
			1000		D7PP80JH63**YY	R7PP80JH63**YY	
		Polymadic™	1000	04,09,48,60,63,57,12	D7PM80J+##**YY	R7PM80J+##**YY	I,M
		Polyon™	1400		D7PU80JV63**YY	R7PU80JV63**YY	
				04,09,48,60,57,12	D7PU80J+##**YY	R7PU80J+##**YY	G,V
		EnergySaver Polyon™	1500	04,09,48,60,57,12	D7SW80JU##**YY	R7SW80JU##**YY	
		PolyFlexon™ Cast	1000		D7RP80JK63**YY	R7RP80JK63**YY	
		PolyFlexon™	1200		D7UA80J+64**YY	R7UA80J+64**YY	N,O
		D-Polyon	1200		D7UD80JL64**YY	R7UD80JL64**YY	
		Ultraflex™	1200		D7UX80JO64**YY	R7UX80JO64**YY	
		Champion	1500		D7CP80JN64**YY	R7CP80JN64**YY	
		DuraLastomer™	1000	09,48,60,57,12	D7SU80JL##**YY	R7SU80JL##**YY	
		Super Elastomer	1500		D7SX80JI64**YY	R7SX80JI64**YY	
		ErgoLastomer™	2000	04,09,64,57,12	D7HU80JI##**YY	R7HU80JI##**YY	
		Titan™ Ploymer	2000		D7PX80JO63**YY	R7PX80JO63**YY	
		Conquer™	2000		D7CQ80JR64**YY	R7CQ80JR6417YY	
			2000		D7CQ80JL64**YY	R7CQ80JL6417YY	
		Semi-Steel	1400	04,09,48,60,57,12	D7SS80JS##**YY	R7SS80JS##**YY	
		Heavy Duty Iron	1600	04,09,48,60,57,12	D7HS80JS##**YY	R7HS80JS##**YY	S=Flat Tread; X=Crown Tread
				04,09,48,60,57,12	D7HS80JX##**YY	R7HS80JX##**YY	
		Ductile	2000	04,09,48,60,B1,B5	D7DS80JR##**YY	R7DS80JR##**YY	
EnergySaver Ductile™	2000	04,09,48,60,B1,B5	D7CD80JR##**YY	R7CD80JR##**YY			
Forged Steel	2000	04,09,63,B5,B1	D7FS80JS##**YY	R7FS80JS##**YY			
			D7FS80JX4P**YY	R7FS80JX4P**YY			
Ironman™ V-Groove	2000		D7NV80JT4P**YY	R7NV80JT4P**YY			
Iron V-groove	1200	04,09,48,60,57,12	D7VG80JT##**YY	R7VG80JT##**YY			
Conductive Nylon	770		D7CY80JI62**YY	R7CY80JI62**YY			
Conductive Ultraflex™	700		D7CX80JL64**YY	R7CX80JL64**YY			



D1/R1 - Dual Wheel Kingpinless Series - 6000LB

- ASTM1045 steel, drop forged 5/16" thick top plate integrates with a forged 3" diameter precisely machined raceway with 1/2" ball bearings
- Hot forged ASTM1045 for the highest density and hardened for durability
- 1/2" CNC machined grade 5 axle bolt and lock nut
- Large selections of wheels, bearings & brake options
- Grease fitting in raceway and axle for maintenance
- 3/8" steel formed and double welded legs



D1HU60JI6419YY

D1DW60JBT319YY-0M0000



D1/R1 SERIES • CAPACITY 6000

Fastening Pattern			
Plate Code	Overall Size	Bolt Hole Pattern	Mounting Bolt Size
19	4-1/2" x 6-1/4"	2-7/16" x 4-15/16" to 3-3/8" x 5-1/4"	1/2"
Overall Height and Swivel Radius			
Wheel Diameter	Overall Height	Denotation Code	Swivel Radius
4"	5-5/8"	40	3-1/4"
5"	6-1/2"	50	3-7/8"
6"	8"	60	5-1/8"
8"	10-1/8"	80	6-3/4"



Wheel Diameter	Tread Width	Wheel Type	Load Cap.	Available Bearing Options	Replace + with desired wheel color		+Color
					Replace ## with desired wheel bearing		
					SWIVEL	RIGID	
4"	2 x 2"	Yoke Only			D1ZZ40JZ8319YY	R1ZZ40JZ8319YY	
		Neo-Energizer™	1000	04,09,60,48,57,12	D1EN40JB##19YY	R1EN40JB##19YY	
		Nomadic™	800	04,09,60,48,57,12	D1NM40J+##19YY	R1NM40J+##19YY	A,I
		Rubber on Nylon	800	04,09,60,48,57,12	D1NR40JB##19YY	R1NR40JB##19YY	
		Rubber on Aluminum	800	04,09,60,48,57,12	D1RA40JB##19YY	R1RA40JB##19YY	
		Low Profile Rubber	600	04,09,60,48,57,12	D1LP40JB##19YY	R1LP40JB##19YY	
		Mold-On Rubber	800	04,09,60,48,57,12	D1RS40JB##19YY	R1RS40JB##19YY	
		Blue Ergo™	800		D1BL40JL6319YY	R1BL40JL6319YY	
		Thermo-Pro™	600	04,09,60,63,48,57,12	D1TP40J+##19YY	R1TP40J+##19YY	A,I,T,Y
		Polyolefin	1000	04,09,60,63,48,57,12	D1PO40J+##19YY	R1PO40J+##19YY	B,E
		Nylon	1620	04,09,60,48,57,12	D1NY40JE##19YY	R1NY40JE##19YY	
		Ironman™	2500	04,09,60, 48,65,73,12	D1NX40JB##19YY	R1NX40JB##19YY	
		RokHard™	1600	04,09,62,57,12	D1HI40JB##19YY	R1HI40JB##19YY	
		BrimStone™	1600	04,09,90	D1GN40J+##19YY	R1GN40J+##19YY	B,Q
		Epoxy	1600	04,09,90	D1OV40JQ##19YY	R1OV40JQ##19YY	
		MaxRok™	1600	04,09,49,57,12	D1MA40JB##19YY	R1MA40JB##19YY	
		Phenolic	1600	04,09,60,48,57,12	D1PH40JB##19YY	R1PH40JB##19YY	
		Phenolic Straight Sided	2000	04,09,60,57,12	D1PH40TB##19YY	R1PH40TB##19YY	
		High-Temp Phenolic	1200	04,09,90	D1HT40JQ##19YY	R1HT40JQ##19YY	
		Polygon MaxRok™	1400	04,09,60,48,57,12	D1MU40J+##19YY	R1MU40J+##19YY	G,K
		Polygon AL™	1600	04,09,60,48,57,12	D1PA40J+##19YY	R1PA40J+##19YY	N,R
		DW-Black	940		D1DW40JLT319YY	R1DW40JLT319YY	
		DW-Red	1080		D1DW40JRT319YY	R1DW40JRT319YY	
		DW-Blue	1920		D1DW40JBT319YY	R1DW40JBT319YY	
		DW-Gray	2000		D1DW40JGT319YY	R1DW40JGT319YY	
		Crown DW-Red	1080		D1DW40XRT319YY	R1DW40XRT319YY	
		Crown DW-Blue	1920		D1DW40XBT319YY	R1DW40XBT319YY	
		Poly-Pro™	1000	04,09,60,62,48,57,12	D1PP40J+##19YY	R1PP40J+##19YY	D,K,M,U,W
			1200		D1PP40JP4919YY	R1PP40JP4919YY	
		Polymadic™	1200	04,09,60,49,48,57,12	D1PM40J+##19YY	R1PM40J+##19YY	I,M
		Polyon™	1600		D1PU40JV6319YY	R1PU40JV6319YY	
			1600	04,09,60,48,57,12	D1PU40J+##19YY	R1PU40J+##19YY	G,V
		EnergySaver Polyon™	1600	04,09,60,48,57,12	D1SW40JU##19YY	R1SW40JU##19YY	
		PolyFlexon™ Cast	1400	04,09,60,48,57,12	D1RP40JK##19YY	R1RP40JK##19YY	
		PolyFlexon™	1800		D1UA40JO6419YY	R1UA40JO6419YY	
		Ultraflex™	1800		D1UX40JO6319YY	R1UX40JO6319YY	
		DuraLastomer™	1500	09,60,48,57,12	D1SU40JL##19YY	R1SU40JL##19YY	
		Super Elastomer	2400		D1SX40JI6419YY	R1SX40JI6419YY	
		ErgoLastomer™	2000	04,09,64,57,12	D1HU40JI##19YY	R1HU40JI##19YY	
		Semi-Steel	1400	04,09,60,48,57,12	D1SS40JS##19YY	R1SS40JS##19YY	
		Heavy Duty Iron	1800	04,09,60,48,57,12	D1HS40JS##19YY	R1HS40JS##19YY	
		Ductile	2500	04,09,60,63,57,12	D1DS40JR##19YY	R1DS40JR##19YY	
		Solid Steel	2500	09,63, B1,B5	D1MS40JS##19YY	R1MS40JS##19YY	
		EnergySaver Ductile™	2500	04,60,48,09,B1,B5	D1CD40JR##19YY	R1CD40JR##19YY	
		Ironman™ V-Groove	2000		D1NV40JT4P19YY	R1NV40JT4P19YY	
		MaxRok™ V-Groove	1600	04,09,60,48,57,12	D1MV40JT##19YY	R1MV40JT##19YY	
		Iron V-Groove	1200	04,09,60,48,57,12	D1VG40JT##19YY	R1VG40JT##19YY	
		Ductile V-Groove	1250	04,09,60,48,57, B1, B5	D1DV40JT##19YY	R1DV40JT##19YY	
		Conductive Ultraflex™	1000		D1CX40JL6319YY	R1CX40JL6319YY	



Wheel Diameter	Tread Width	Wheel Type	Load Cap.	Available Bearing Options	Replace + with desired wheel color		+Color
					Replace ## with desired wheel bearing		
					SWIVEL	RIGID	
5"	2 x 2"	Yoke Only			D1ZZ50JZ8319YY	R1ZZ50JZ8319YY	
		Neo-Energizer™	1100	04,09,60,48,57,12	D1EN50JB##19YY	R1EN50JB##19YY	
		Nomadic™	1000	04,09,60,48,57,12	D1NM50J+##19YY	R1NM50J+##19YY	A,I
		Rubber on Nylon	900	04,09,60,48,57,12	D1NR50JB##19YY	R1NR50JB##19YY	
		Rubber on Aluminum	1000	04,09,60,48,57,12	D1RA50JB##19YY	R1RA50JB##19YY	
		Mold-On Rubber	800	04,09,60,48,57,12	D1RS50JB##19YY	R1RS50JB##19YY	
		Blue Ergo™	800		D1BL50JL6319YY	R1BL50JL6319YY	
		CushEndure™	800		D1GR50JB1919YY	R1GR50JB1919YY	
		Thermo-Pro™	700	04,09,60,48,57,12	D1TP50J+##19YY	R1TP50J+##19YY	A,I,T,X,Y,Z
		Polyolefin	1300	04,09,60,48,57,12	D1PO50J+##19YY	R1PO50J+##19YY	B,E
		Nylon	1800	04,09,60,48,57,12	D1NY50JE##19YY	R1NY50JE##19YY	
		Ironman	2500	65,73	D1NX50J+##19YY	R1NX50J+##19YY	B,I
		RokHard™	1800	04,09,62,57,12	D1HI50JB##19YY	R1HI50JB##19YY	
		BrimStone™	2000	04,09,90	D1GN50J+##19YY	R1GN50J+##19YY	B,Q
		Epoxy	2000	04,09,90	D1OV50JQ##19YY	R1OV50JQ##19YY	
		MaxRok™	2000	04,09,63,49,57,12	D1MA50JB##19YY	R1MA50JB##19YY	
		Phenolic	2000	04,09,60,48,57,12	D1PH50JB##19YY	R1PH50JB##19YY	
		High-Temp Phenolic	1500	04,09,90	D1HT50JQ##19YY	R1HT50JQ##19YY	
		Sterollizer™	900		D1SL50JCB819YY	R1SL50JCB819YY	
		Polygon MaxRok™	2000	04,09,60,63,48,57,12	D1MU50J+##19YY	R1MU50J+##19YY	G,K
		Polygon AL™	1800	04,09,60,48,57,12	D1PA50J+##19YY	R1PA50J+##19YY	N,R
		Polygon - C	1800	04,09,60,48,57,12	D1PR50JL##19YY	R1PR50JL##19YY	
		DW-Black	1100		D1DW50JLT319YY	R1DW50JLT319YY	
		DW-Red	1500		D1DW50JRT319YY	R1DW50JRT319YY	
		DW-Blue	2320		D1DW50JBT319YY	R1DW50JBT319YY	
		DW-Gray	2400		D1DW50JGT319YY	R1DW50JGT319YY	
		Crown DW-Red	1500		D1DW50XRT319YY	R1DW50XRT319YY	
		Crown DW-Blue	2320		D1DW50XBT319YY	R1DW50XBT319YY	
		Poly-Pro™	1200	04,09,48,60,63,57,12	D1PP50J+##19YY	R1PP50J+##19YY	B,C,D,K,M,U,W
			1400		D1PP50JP4919YY	R1PP50JP4919YY	
					D1PP50JH6319YY	R1PP50JH6319YY	
		Polymadic™	1500	04,09,48,60,63,57,12	D1PM50J+##19YY	R1PM50J+##19YY	I,M
		Polyon™	2200		D1PU50JV6319YY	R1PU50JV6319YY	
			2200	04,09,60,48,57,12	D1PU50J+##19YY	R1PU50J+##19YY	G,V
		EnergySaver Polyon™	2500	04,09,60,48,57,12	D1SW50JU##19YY	R1SW50JU##19YY	
		PolyFlexon™ Cast	1600	04,09,60,48,57,12	D1RP50JK##19YY	R1RP50JK##19YY	
		PolyFlexon™	1800		D1UA50JO6419YY	R1UA50JO6419YY	
		Ultraflex™	1800		D1UX50JO6419YY	R1UX50JO6419YY	
		D-Polygon	1800		D1UD50JL6419YY	R1UD50JL6419YY	
		DuraLastomer™	2000	09,60,48,57,12	D1SU50JL##19YY	R1SU50JL##19YY	
		Super Elastomer	2400	04,09,64,57,12	D1SX50JI##19YY	R1SX50JI##19YY	
		ErgoLastomer™	2500	04,09,64,57,12	D1HU50JI##19YY	R1HU50JI##19YY	
		Semi-Steel	2000	04,09,60,48,57,12	D1SS50JS##19YY	R1SS50JS##19YY	
		Heavy Duty Iron	2400	04,09,60,63,57,12	D1HS50JS##19YY	R1HS50JS##19YY	
		Ductile	2500	04,09,60,63,B1,B5	D1DS50JR##19YY	R1DS50JR##19YY	
		Forged Steel	2500	02,09,60,B1,B5	D1FS50JS##19YY	R1FS50JS##19YY	
		EnergySaver Ductile™	2500	04,09,60,48,B1,B5	D1CD50JR##19YY	R1CD50JR##19YY	
		Iron V-Groove	1800	04,09,60,48,57,12	D1VG50JT##19YY	R1VG50JT##19YY	
		Conductive Nylon	1260	04,09,60,48,57,12	D1CY50JH##19YY	R1CY50JH##19YY	
		Conductive Ultraflex™	1080		D1CX50JL6419YY	R1CX50JL6419YY	



D1/R1 SERIES • CAPACITY 6000

Wheel Diameter	Tread Width	Wheel Type	Load Cap.	Available Bearing Options	Replace + with desired wheel color		+Color
					Replace ## with desired wheel bearing		
					SWIVEL	RIGID	
6"	2 x 2"	Yoke Only			D1Z260JZ8319YY	R1Z260JZ8319YY	
		Neo-Energizer™	1200	04, 09,64, 57, 12	D1EN60JB##19YY	R1EN60JB##19YY	
		Pneumatic	400		D1FP60JB6019YY	R1FP60JB6019YY	
		Foam Filled	400		D1FF60JB6019YY	R1FF60JB6019YY	
		Ever-Roll™	400		D1ER60J+6019YY	R1ER60J+6019YY	B,I
		Nomadic™	1200	04,09,48,60,57,12	D1NM60J+##19YY	R1NM60J+##19YY	A,I
		Rubber on Nylon	1100	04,09,48,60,57,12	D1NR60JB##19YY	R1NR60JB##19YY	
		Dura Cushion™	700	04,09,63,57,12	D1BC60J+##19YY	R1BC60J+##19YY	X,Z
		Eco-Rubber	700		D1SN60JB5319YY	R1SN60JB5319YY	
		Rubber on Aluminum	1100	04,09,48,60,57,12	D1RA60JB##19YY	R1RA60JB##19YY	
		Mold-On Rubber	1100	04,09,48,60,57,12	D1RS60JB##19YY	R1RS60JB##19YY	
		Supreme Rubber	1400	04,09,48,60,57,12	D1RH60JS##19YY	R1RH60JS##19YY	
		Blue Ergo™	1100		D1BL60JL6319YY	R1BL60JL6319YY	
		Thermo-Pro™	1000	04,09,60,63,48,57,12	D1TP60J+##19YY	R1TP60J+##19YY	A,I,T,X,Y,Z
		Polyolefin	1400	04,09,60,53,P3,48,57,12	D1PO60J+##19YY	R1PO60J+##19YY	B,E
		Nylon	2000	04,09,63,57,12	D1NY60JE##19YY	R1NY60JE##19YY	
		Ironman	2500	65, 73	D1NX60JB##19YY	R1NX60JB##19YY	
		RokHard™	2000	04,09,48,60,57,12	D1HI60JB##19YY	R1HI60JB##19YY	
		BrimStone™	2200	04,09,60,90	D1GN60J+##19YY	R1GN60J+##19YY	B,Q
		Epoxy	2200	04,09,90	D1OV60JQ##19YY	R1OV60JQ##19YY	
		MaxRok™	2400	04,09,63,57,12	D1MA60JB##19YY	R1MA60JB##19YY	
		Phenolic	2400	04,09,48,60,57,12	D1PH60JB##19YY	R1PH60JB##19YY	
		Straight-Sided Phenolic	2500		D1PH60TB##19YY	R1PH60TB##19YY	
		High-Temp Phenolic	1800		04,09,90	D1HT60JQ##19YY	R1HT60JQ##19YY
		Poly MaxRok™	2400	04,09,48,60,57,12	D1MU60J+##19YY	R1MU60J+##19YY	G,K
		Polygon AL™	2400	04,09,48,60,57,12	D1PA60J+##19YY	R1PA60J+##19YY	N,R
		Polygon-C	2400	04,09,48,60,57,12	D1PR60JL##19YY	R1PR60JL##19YY	
		DW-Black	1400		D1DW60JLT319YY	R1DW60JLT319YY	
		DW-Red	1920		D1DW60JRT319YY	R1DW60JRT319YY	
		DW-Blue	2500		D1DW60JBT319YY	R1DW60JBT319YY	
		DW-Gray	2500		D1DW60JGT319YY	R1DW60JGT319YY	
		Crown DW-Red	1920		D1DW60XRT319YY	R1DW60XRT319YY	
		Crown DW-Blue	2500		D1DW60XBT319YY	R1DW60XBT319YY	
		Poly-Pro™	1440	04,09,48,60,63,57,12	D1PP60J+##19YY	R1PP60J+##19YY	D,I,K,M,U,W
			1800		D1PP60JP4919YY	R1PP60JP4919YY	
		Polymadic™	1800	04,09,48,60,63,57,12	D1PP60JH6319YY	R1PP60JH6319YY	
					D1PM60J+##19YY	R1PM60J+##19YY	I,M
		Polygon™	2400	04,09,48,60,57,12	D1PU60JV6319YY	R1PU60JV6319YY	
					D1PU60J+##19YY	R1PU60J+##19YY	G,V
		EnergySaver Polygon™	2500	04,09,63,57,12	D1SW60JU##19YY	R1SW60JU##19YY	
		PolyFlexon™ Cast	1800	04,09,63,57,12	D1RP60JK##19YY	R1RP60JK##19YY	
		PolyFlexon™	1800		D1UA60J+6419YY	R1UA60J+6419YY	N,O
		D-Polygon	2000		D1UD60JL6419YY	R1UD60JL6419YY	
		Ultraflex™	2000		D1UX60JO6419YY	R1UX60JO6419YY	
		Champion	2400		D1CP60JN6419YY	R1CP60JN6419YY	
		DuraLastomer™	2400	09,48,60,57,12	D1SU60JL##19YY	R1SU60JL##19YY	
		Super Elastomer	2500		D1SX60JI6419YY	R1SX60JI6419YY	
		ErgoLastomer™	2500	04,09,48,60,64,57,12	D1HU60JI##19YY	R1HU60JI##19YY	
		Titan™ Polymer	2500		D1PX60JO6319YY	R1PX60JO6319YY	
		Conquer™	2400		D1CQ60JR6419YY	R1CQ60JR6419YY	
					D1CQ60JN6419YY	R1CQ60JN6419YY	
		Semi-Steel	2400	04,09,48,60,57,12	D1SS60JS##19YY	R1SS60JS##19YY	
Heavy Duty Iron	2500	04,09,60,63,57,12	D1HS60JS##19YY	R1HS60JS##19YY	S=Flat Tread;		
		04,09,60,48,57,12	D1HS60JX##19YY	R1HS60JX##19YY	X=Crown Tread		
Ductile	2500	04,09,60,73,63,B1,B5	D1DS60JR##19YY	R1DS60JR##19YY			
EnergySaver Ductile™	2500	04,09,48, 60,73,B1,B5	D1CD60JR##19YY	R1CD60JR##19YY			
Forged Steel	2500	04,09,73,63,B1,B5	D1FS60JS##19YY	R1FS60JS##19YY	S=Flat Tread;		
			D1FS60JX4P19YY	R1FS60JX4P19YY	X=Crown Tread		
Ironman™ V-Groove	2000		D1NV60JT4P19YY	R1NV60JT4P19YY			
Iron V-Groove	2000	04,09,48,60,57,12	D1VG60JT##19YY	R1VG60JT##19YY			
Ductile V-Groove	2500	04,09,57,12,63,B1,B5	D1DV60JT##19YY	R1DV60JT##19YY			
Conductive Nylon	1400		D1CY60JI6219YY	R1CY60JI6219YY			
Conductive Ultraflex™	1200		D1CX60JL6419YY	R1CX60JL6419YY			



Wheel Diameter	Tread Width	Wheel Type	Load Cap.	Available Bearing Options	Replace + with desired wheel color		+Color
					Replace ## with desired wheel bearing		
					SWIVEL	RIGID	
8"	2 x 2"	Yoke Only			D1ZZ80JZ8319YY	R1ZZ80JZ8319YY	
		Neo-Energizer™	1200	04,09,64,57,12	D1EN80JB##19YY	R1EN80JB##19YY	
		Nomadic™	1400	04,09,48,60,57,12	D1NM80J+##19YY	R1NM80J+##19YY	A,I
		Rubber on Nylon	1200	04,09,48,60,57,12	D1NR80JB##19YY	R1NR80JB##19YY	
		Dura Cushion™	900	04,09,63,57,12	D1BC80J+##19YY	R1BC80J+##19YY	X,Z
		Eco-Rubber	900	53,P3	D1SN80UC##19YY	R1SN80UC##19YY	
		Rubber on Aluminum	1200	04,09,48,60,57,12	D1RA80JB##19YY	R1RA80JB##19YY	
		Mold-On Rubber	1200	04,09,48,60,57,12	D1RS80JB##19YY	R1RS80JB##19YY	
		Supreme Rubber	1620	04,09,63,57,12	D1RH80JS##19YY	R1RH80JS##19YY	
		Blue Ergo™	1200		D1BL80JL6319YY	R1BL80JL6319YY	
		Thermo-Pro™	1200	04,09,60,63,48,57,12	D1TP80J+##19YY	R1TP80J+##19YY	A,I,T,X,Y,Z
		Polyolefin	1800	04,09,60,53,P3,48,57,90,12	D1PO80J+##19YY	R1PO80J+##19YY	B,E
		Nylon	2200	04,09,63,57,12	D1NY80JE##19YY	R1NY80JE##19YY	
		Ironman	2500	65,73	D1NX80JB##19YY	R1NX80JB##19YY	
		RokHard™	2200	04,09,48,60,57,12	D1HI80JB##19YY	R1HI80JB##19YY	
		BrimStone™	2400	04,09,60,90	D1GN80J+##19YY	R1GN80J+##19YY	B,Q
		Epoxy	2400	04,09	D1OV80JQ##19YY	R1OV80JQ##19YY	
		MaxRok™	2500	04,09,49,57,12	D1MA80JB##19YY	R1MA80JB##19YY	
		Phenolic	2500	04,09,48,60,57,12	D1PH80JB##19YY	R1PH80JB##19YY	
		High-Temp Phenolic	2200	04,09,90	D1HT80JQ##19YY	R1HT80JQ##19YY	
		Poly MaxRok™	2500	04,09,48,60,57,12	D1MU80J+##19YY	R1MU80J+##19YY	G,K
		Polygon AL™	2500	04,09,48,60,57,12	D1PA80J+##19YY	R1PA80J+##19YY	N,R
		DW-Black	1500		D1DW80JLT319YY	R1DW80JLT319YY	
		DW-Red	2200		D1DW80JRT319YY	R1DW80JRT319YY	
		DW-Blue	2500		D1DW80JBT319YY	R1DW80JBT319YY	
		DW-Gray	2500		D1DW80JGT319YY	R1DW80JGT319YY	
		Crown DW-Red	2200		D1DW80XRT319YY	R1DW80XRT319YY	
		Crown DW-Blue	2500		D1DW80XBT319YY	R1DW80XBT319YY	
		Poly-Pro™	1620	04,09,48,60,63,57,12	D1PP80J+##19YY	R1PP80J+##19YY	C,D,I,K,M,U,W
			2000		D1PP80JP4919YY	R1PP80JP4919YY	
			2000		D1PP80JH6319YY	R1PP80JH6319YY	
		Polymadic™	2000	04,09,48,60,63,57,12	D1PM80J+##19YY	R1PM80J+##19YY	I,M
		Polyon™	2500		D1PU80JV6319YY	R1PU80JV6319YY	
				04,09,48,60,57,12	D1PU80J+##19YY	R1PU80J+##19YY	G,V
		EnergySaver Polyon™	2500	04,09,48,60,57,12	D1SW80JU##19YY	R1SW80JU##19YY	
		PolyFlexon™ Cast	2000		D1RP80JK6319YY	R1RP80JK6319YY	
		PolyFlexon™	2400		D1UA80J+6419YY	R1UA80J+6419YY	N,O
		D-Polygon	2400		D1UD80JL6419YY	R1UD80JL6419YY	
		Ultraflex™	2400		D1UX80JO6419YY	R1UX80JO6419YY	
		Champion	2500		D1CP80JN6419YY	R1CP80JN6419YY	
		DuraLastomer™	3000	09,48,60,57,12	D1SU80JL##19YY	R1SU80JL##19YY	
		Super Elastomer	3000		D1SX80JI6419YY	R1SX80JI6419YY	
		ErgoLastomer™	4000	04,09,64,57,12	D1HU80JI##19YY	R1HU80JI##19YY	
		Titan™ polymer	4000		D1PX80JO6319YY	R1PX80JO6319YY	
		Conquer™	2500		D1CQ80JR6419YY	R1CQ80JR6419YY	
2500			D1CQ80JL6419YY	R1CQ80JL6419YY			
Semi-Steel	2800	04,09,48,60,57,12	D1SS80JS##19YY	R1SS80JS##19YY			
Heavy Duty Iron	3200	04,09,48,60,57,12	D1HS80JS##19YY	R1HS80JS##19YY	S=Flat Tread; X=Crown Tread		
		04,09,48,60,57,12	D1HS80JX##19YY	R1HS80JX##19YY			
Ductile	4000	04,09,48,60,B1,B5	D1DS80JR##19YY	R1DS80JR##19YY			
EnergySaver Ductile™	4000	04,09,48,60,B1,B5	D1CD80JR##19YY	R1CD80JR##19YY			
Forged Steel	6000	04,09,63,B1,B5	D1FS80JS##19YY	R1FS80JS##19YY			
			D1FS80JX4P19YY	R1FS80JX4P19YY			
Conductive Nylon	1540		D1CY80JI6219YY	R1CY80JI6219YY			
Conductive Ultraflex™	1400		D1CX80JL6419YY	R1CX80JL6419YY			

*The Ever-Roll is not designed to sit with load.



D2/R2 Dual Wheel Kingpinless Series - up to 7,000LB

- ASTM1045 drop forged swivel head, 5/16" thick, 3" diameter precisely machined and hardened raceway, loaded with 1/2" dia. hardened ball bearings
- 3/4" CAN machined grade 8 axle with lock nuts
- Legs are double welded 3/8" thick steel
- Grease fitting on raceway and axle
- Zinc plated finish



D2NX80LB5P25YY



D2PX80LO5P25YY-000004



D2/R2 SERIES • CAPACITY 7000

Fastening Pattern			
Plate Code	Overall Size	Bolt Hole Pattern	Mounting Bolt size
25	5-1/4" x 7-1/4"	3-3/8" x 5-1/4" to 4-1/8" x 6-1/8"	1/2"
Overall Height and Swivel Radius			
Wheel Diameter	Overall Height	Denotation Code	Swivel Radius
5"	7-9/16"	50	5-5/8"
6"	8-1/16"	60	6-1/8"
8"	10-1/2"	80	7-5/8"
10"	12-1/2"	10	9-1/4"
12"	15-1/2"	12	11-1/8"
16"	18-1/2"	16	10-7/8"



D2/R2 SERIES • CAPACITY 7000

Wheel Dia	Tread Width	Wheel Type	Load Capacity	Swivel caster part number shown below; to order Rigid casters change part number prefix D2 to R2			+Color	
				Roller Bearings 24	Sealed Precision BB	Tapered Bearing		
				Add options by replacing YY in part number with option designators				
5"	2 x 2-1/2"	Ductile Steel	4000	D2DS50QR2425YY	D2DS50QR6925YY			
	2 x 3"	Polyon™	2800	D2PU50LG2425YY	D2PU50LG6925YY			
6"	Yoke only			D2ZZ60LZ8825YY				
	2 x 2-1/2"	Mold-On Rubber	1400	D2RS60QB2425YY	D2RS60QB6925YY			
		Phenolic	3200	D2PH60QB2425YY	D2PH60QB6925YY			
		Polyon™	3200	D2PU60Q+2425YY	D2PU60Q+6925YY		G,V	
		EnergySaver Polyon™	3400	D2SW60QU2425YY	D2SW60QU6925YY	D2SW60QU7025YY		
		Semi-Steel	3600	D2SS60QS2425YY	D2SS60QS6925YY			
		Ductile Steel	7000	D2DS60QR2425YY	D2DS60QR6925YY	D2DS60QR7025YY		
		EnergySaver Ductile™	7000	D2CD60QR2425YY	D2CD60QR6925YY	D2CD60QR7025YY		
	2 x 3"	Mold-On Rubber	1500	D2RS60LB2425YY	D2RS60LB6925YY			
		Supreme Rubber™	1700			D2RH60LS7025YY		
		Phenolic	4000	D2PH60LB2425YY	D2PH60LB6925YY			
		Polyon™	4000	D2PU60L+2425YY	D2PU60L+6925YY		G,V	
		EnergySaver Polyon™	4400	D2SW60LU2425YY	D2SW60LU6925YY	D2SW60LU2425YY		
		UltraPoly™	6000	D2EX60LG2425YY	D2EX60LG5P25YY	D2EX60LG7025YY		
		Titan Polymer™	7000		D2PX60LO5P25YY	D2PX60LO7925YY		
		Ironman	7000		D2NX60LB5P25YY			
		Semi-Steel	5000	D2SS60LS2425YY	D2SS60LS6925YY			
		Ductile Steel	7000	D2DS60LR2425YY	D2DS60LR5P25YY	D2DS60LR7025YY		
		EnergySaver Ductile™	7000	D2CD60LR2425YY	D2CD60LR5P25YY	D2CD60LR7025YY		
	4 x 1.5"	Forged Steel	7000	D2FS60LS2425YY		D2FS60LS7925YY		
		DW-Blue	7000		D2DW60LBT425YY			
		DW-Gray	7000		D2DW60LGT425YY			
		Crown DW-Blue	7000		D2DW60YBT425YY			
		Crown DW-Gray	7000		D2DW60YGT425YY			
	8"	Yoke only			D2ZZ80LZ8825YY			
		2 x 2-1/2"	Neo-Energizer	2800	D2EN80KB2325YY	D2EN80KB8925YY		
			Mold-On Rubber	1700	D2RS80QB2425YY	D2RS80QB6925YY		
			Phenolic	4000	D2PH80QB2425YY	D2PH80QB6925YY		
Polyon™			4000	D2PU80Q+2425YY	D2PU80Q+6925YY		G,V	
EnergySaver Polyon™			4400	D2SW80QU2425YY	D2SW80QU6925YY	D2SW80QU7025YY		
Semi-Steel			3600	D2SS80QS2425YY	D2SS80QS6925YY			
Ductile			7000	D2DS80QR2425YY	D2DS80QR6925YY	D2DS80QR7025YY		
EnergySaver Ductile™		7000	D2CD80QR2425YY	D2CD80QR5P25YY	D2CD80QR7025YY			
2 x 3"		Mold-On Rubber	1800	D2RS80LB2425YY	D2RS80LB6925YY			
		Supreme Rubber™	2000			D2RH80LS7025YY		
		Phenolic	5000	D2PH80LB2425YY	D2PH80LB6925YY			
		High-Temp Phenolic	3800	D2HT80LQ2425YY	D2HT80LQ6925YY			
		Epoxy	3800	D2OV80LQ2425YY	D2OV80LQ6925YY			
		Polyon™	5000	D2PU80L+2425YY	D2PU80LG5P25YY		G,V	
		EnergySaver Polyon™	5400	D2SW80LU2425YY	D2SW80LU5P25YY	D2SW80LU7025YY		
		UltraPoly™	7000	D2EX80LG2425YY	D2EX80LG5P25YY	D2EX80LG7025YY		
		ErgoLastomer™	6000		D2HU80LI5P25YY			
		Titan Polymer™	7000		D2PX80LO5P25YY	D2PX80LO7925YY		
		Ironman	7000		D2NX80LB5P25YY			
		Semi-Steel	5000	D2SS80LS2425YY	D2SS80LS6925YY			
		Ductile	7000	D2DS80LR2425YY	D2DS80LR5P25YY	D2DS80LR7025YY		
		EnergySaver Ductile™	7000	D2CD80LR2425YY	D2CD80LR6925YY	D2CD80LR7025YY		
		Forged Steel	7000	D2FS80LS2425YY		D2FS80LS7925YY		
4 x 1.5"		Crown Forged Steel	7000		D2FS80LX5P25YY	D2FS80LX7925YY		
		DW-Blue	7000		D2DW80LBT425YY			
		DW-Gray	7000		D2DW80LGT425YY			
		Crown DW-Blue	7000		D2DW80YBT425YY			
		Crown DW-Gray	7000		D2DW80YGT425YY			



Wheel Dia	Tread Width	Wheel Type	Load Capacity	Swivel caster part number shown below; to order Rigid casters change part number prefix D2 to R2			+Color
				Roller Bearings 24	Sealed Precision BB	Tapered Bearing	
				Add options by replacing YY in part number with option designators			
10"	2 x 2-1/2"	Yoke only		D2ZZ10LZ8825YY			G,V
		Mold-On Rubber	2000	D2RS10QB2425YY	D2RS10QB6925YY		
		Phenolic	5000	D2PH10QB2425YY	D2PH10QB6925YY		
		Polyon™	4400	D2PU10Q+2425YY	D2PU10Q+6925YY		
		EnergySaver Polyon™	4800	D2SW10QU2425YY	D2SW10QU6925YY	D2SW10QU7025YY	
		Semi-Steel	4000	D2SS10QS2425YY	D2SS10QS6925YY		
	2 x 3"	Ductile	7000	D2DS10QR2425YY	D2DS10QR6925YY		
		Mold-On Rubber	2200	D2RS10LB2425YY	D2RS10LB6925YY	D2RS10LB7025YY	
			Supreme Rubber™	2600			D2RH10LS7025YY
		Phenolic	5800	D2PH10LB2425YY	D2PH10LB6925YY		
		High-Temp Phenolic	4800	D2HT10LQ2425YY	D2HT10LQ6925YY		
		Epoxy	4800	D2OV10LQ2425YY	D2OV10LQ6925YY		
		Polyon™	6000	D2PU10L+2425YY	D2PU10LG5P25YY		
		EnergySaver Polyon™	6000	D2SW10LU2425YY	D2SW10LU6925YY	D2SW10LU7025YY	
		UltraPoly™	7000	D2EX10LG2425YY	D2EX10LG5P25YY	D2EX10LG7025YY	
		ErgoLastomer™	6400		D2HU10LI5P25YY		
		Titan Polymer™	7000		D2PX10LO5P25YY	D2PX10LO7925YY	
		Ironman	7000		D2NX10LB5P25YY		
		Semi-Steel	5000	D2SS10LS2425YY	D2SS10LS6925YY		
		Ductile	7000	D2DS10LR2425YY	D2DS10LR5P25YY	D2DS10LR7025YY	
		EnergySaver Ductile™	7000	D2CD10LR2425YY	D2CD10LR6925YY	D2CD10LR7025YY	
		Forged Steel	7000	D2FS10LS2425YY		D2FS10LS7925YY	
		Crown Forged Steel	7000		D2FS10LX5P25YY	D2FS10LX7925YY	
		4 x 1.5"	DW-BLUE	7000		D2DW10LBT425YY	
	DW-GRAY		7000		D2DW10LGT425YY		
	Crown DW-Blue		7000		D2DW10YBT425YY		
	Crown DW-Red		5000		D2DW10YRT425YY		
	Crown DW-Gray		7000		D2DW10YGT425YY		
12"	2 x 2-1/2"	Yoke only		D2ZZ12LZ8825YY			G,V
		Mold-On Rubber	2400	D2RS12QB2425YY	D2RS12QB6925YY		
		Phenolic	6000	D2PH12QB2425YY	D2PH12QB6925YY		
		Polyon™	5000	D2PU12QB2425YY	D2PU12QB6925YY		
		EnergySaver Polyon™	5400	D2SW12QU2425YY	D2SW12QU6925YY		
	2 x 3"	Semi-Steel	4000	D2SS12QS2425YY	D2SS12QS6925YY		
		Mold-On Rubber	2600	D2RS12LB2425YY	D2RS12LB6925YY		
			Supreme Rubber™	2800			D2RH12LS7025YY
		Epoxy	5200	D2OV12LQ2425YY	D2OV12LQ6925YY		
		Phenolic	7000	D2PH12LB2425YY	D2PH12LB6925YY		
		Polyon™	7000	D2PU12L+2425YY	D2PU12LG6525YY		
		EnergySaver Polyon™	7000	D2SW12LU2425YY	D2SW12LU6925YY	D2SW12LU7025YY	
		UltraPoly™	7000	D2EX12LG2425YY	D2EX12LG5P25YY	D2EX12LG7025YY	
		Titan Polymer™	7000		D2PX12LO5P25YY	D2PX12LO7925YY	
		Ironman	7000		D2NX12LB5P25YY		
		Semi-Steel	5000	D2SS12LS2425YY	D2SS12LS6925YY		
		Ductile	7000	D2DS12LR2425YY	D2DS12LR5P25YY	D2DS12LR7025YY	
		EnergySaver Ductile™	7000	D2CD12LR2425YY	D2CD12LR6925YY	D2CD12LR7025YY	
		Forged Steel	7000			D2FS12LS7925YY	
		4 x 1.5"	DW-BLUE	7000		D2DW12LBT425YY	
			Crown DW-Red	5400		D2DW12YRT425YY	

D3/R3 Dual Wheel Kingpinless Series - Up to 20,000LB

- ASTM1045 steel, drop forged 1/2" thick swivel head, 4-1/2" diameter precisely machined raceway of 5/8" diameter hardened steel ball bearings
- 3/4" CNC machined grade 8 axle bolt & lock nut for all sizes except 12" with 1" CNC machined grade 8 axle
- Legs are formed from 3/8" thick steel, double welded
- Grease fitting on raceway and axle
- Zinc plated



D3NX10LB5P30YY

D3PX10LO5P30YY-000004



D3/R3 SERIES • CAPACITY 20000

Fastening Pattern			
Plate Code	Overall Size	Bolt Hole Pattern	Mounting Bolt Size
30	6-1/4" x 7-1/2"	4-1/2" x 6" to 4-1/8" x 6-1/8"	1/2" to 9/16"
Overall Height and Swivel Radius			
Wheel Diameter	Overall Height	Denotation Code	Swivel Radius
6"	8-27/32"	60	6-1/16"
8"	10-7/8"	80	7-1/2"
10"	12-13/16"	10	9"
12"	15-1/2"	12	11"
16"	19-1/2"	16	10-7/8"



D3/R3 SERIES • CAPACITY 20000

Wheel Dia.	Tread Width	Wheel Type	Swivel caster part numbers shown below:						+Color
			To order Rigid casters change part# prefix D3 to R3						
			Roller Bearings 26,27,33	Weight Capacity	Tapered Bearing 71,74	Weight Capacity	Sealed Precision BB	Weight Capacity	
6"	2 x 3"	Yoke only	D3ZZ60LZ7130YY						
		Mold-On Rubber	D3RS60LB2630YY	1500			D3RS60LB6930YY	1500	
		Phenolic	D3PH60LB2630YY	4000			D3PH60LB6930YY	4000	
		Polyon™	D3PU60L+2630YY	4000			D3PU60L+6930YY	4000	G,V
		EnergySaver Polyon™	D3SW60LU2630YY	4400	D3SW60LU7130YY	4400			
		UltraPoly™	D3EX60LG2630YY	6000	D3EX60LG7130YY	6000	D3EX60LG7P30YY	6000	
		MegaPU™			D3PX60LO7130YY	8000			
		Ironman					D3NX60LB69P30YY	14400	
		Semi-Steel	D3SS60LS2630YY	5000			D3SS60LS6930YY	5000	
		Ductile	D3DS60LR2630YY	12000	D3DS60LR7130YY	20000	D3DS60LR6930YY	6000	
	EnergySaver Ductile™	D3CD60LR2630YY	12000	D3CD60LR7130YY	20000	D3CD60LR6930YY	6000		
	Forged Steel	D3FS60LS2730YY	16000	D3FS60LS7130YY	20000	D3FS60LS7P30YY	20000		
	Crown Forged Steel			D3FS60LX7130YY	20000				
	4 x 1.5"	DW-Blue					D3DW60LBT530YY	7000	
	DW-Gray						D3DW60LGT530YY	7800	
Crown DW-Gray						D3DW60YGT530YY	7800		
8"	2 x 3"	Yoke only	D3ZZ80LZ7130YY						
		Mold-On Rubber	D3RS80LB2630YY	1800			D3RS80LB6930YY	1800	
		Supreme Rubber	D3RH80LS2630YY	2000			D3RH80LS6930YY	2000	
		Phenolic	D3PH80LB2630YY	5000			D3PH80LB6930YY	5000	
		High-Temp Phenolic	D3HT80LQ2630YY	3800			D3HT80LQ6930YY	3800	
		Polyon™	D3PU80L+2630YY	5000			D3PU80L+6930YY	5000	G,V
		EnergySaver Polyon™	D3SW80LU2630YY	5400	D3SW80LU7130YY	5400	D3SW80LU6930YY	5400	
		UltraPoly™	D3EX80LG2630YY	7000	D3EX80LG7130YY	7000	D3EX80LG7P30YY	7000	
		MegaPU™			D3PX80LO7130YY	11000	D3PX80LO7P30YY	11000	
		Ironman			D3NX80LB7130YY	14200	D3NX80LB7P30YY	14400	
	Semi-Steel	D3SS80LS2630YY	5000			D3XX80LS6930YY	5000		
	Ductile	D3DS80LR2630YY	12000	D3DS80LR7130YY	20000	D3DS80LR7P30YY	12000		
	EnergySaver Ductile™	D3CD80LR2630YY	12000	D3CD80LR7130YY	20000	D3CD80LR6930YY	6000		
	Forged Steel	D3FS80LS2730YY	16000	D3FS80LS7130YY	20000				
	Crown Forged Steel			D3FS80LX7130YY	20000				
4 x 1.5"	DW-Blue					D3DW80LBT530YY	8000		
DW-Gray						D3DW80LGT530YY	9000		
Crown DW-Gray						D3DW80YGT530YY	9000		
10"	2 x 3"	Yoke only	D3ZZ10LZ7130YY						
		Mold-On Rubber	D3RS10LB2630YY	2200			D3RS10LB6930YY	2200	
		Supreme Rubber	D3RH10LS2630YY	2600	D3RH10LS7130YY	2600	D3RH10LS6930YY	2600	
		Phenolic	D3PH10LB2630YY	5800			D3PH10LB6930YY	5800	
		High-Temp Phenolic	D3HT10LQ2630YY	4800			D3HT10LQ6930YY	4800	
		Polyon™	D3PU10L+2630YY	6000			D3PU10L+6930YY	6000	G,V
		EnergySaver Polyon™	D3SW10LU2630YY	6000	D3SW10LU7130YY	6000	D3SW10LU6930YY	6000	
		UltraPoly™	D3EX10LG2630YY	8000	D3EX10LG7130YY	8000	D3EX10LG7P30YY	8000	
		MegaPU™			D3PX10LO7130YY	12000	D3PX10LO7P30YY	12000	
		Ironman					D3NX10LB69P30YY	14400	
	Semi-Steel	D3SS10LS2630YY	5000						
	Ductile	D3DS10LR2630YY	14000	D3DS10LR7130YY	20000	D3DS10LR6930YY	6000		
	EnergySaver Ductile™	D3CD10LR2630YY	14000	D3CD10LR7130YY	20000	D3CD10LR6930YY	6000		
	Forged Steel			D3FS10LS7130YY	20000				
	Crown Forged Steel			D3FS10LX7130YY	20000				
4 x 1.5"	DW-BLUE					D3DW10LBT530YY	9200		
DW-GRAY						D3DW10LGT530YY	10400		
Crown DW-Red						D3DW10YRT530YY	5000		
12"	2 x 3"	Yoke only	D3ZZ12LZ7130YY						
		Mold-On Rubber	D3RS12LB2630YY	2600			D3RS12LBB730YY	2600	
		Supreme Rubber	D3RH12LS2630YY	2800	D3RH12LS7130YY	2800	D3RH12LSB730YY	2800	
		Phenolic	D3PH12LB2630YY	7000			D3PH12LBB730YY	6000	
		Polyon™	D3PU12L+2630YY	7000			D3PU12L+B730YY	6000	G,V
		EnergySaver Polyon™	D3SW12LU2630YY	7000	D3SW12LU7130YY	7000	D3SW12LUB730YY	6000	
		UltraPoly™	D3EX12LG2630YY	10000	D3EX12LG7130YY	10000	D3EX12LG7P30YY	10000	
		MegaPU™			D3PX12LO7130YY	13000	D3PX12LO7P30YY	13000	
		Ironman					D3NX12LB7P30YY	14400	
		Semi-Steel	D3SS12LS2630YY	5000			D3SS12LSB730YY	5000	
	Ductile	D3DS12LR2630YY	12000	D3DS12LR7130YY	20000	D3DS12LRB730YY	6000		
	EnergySaver Ductile™	D3CD12LR2630YY	12000	D3CD12LR7130YY	20000	D3CD12LUB730YY	6000		
	Forged Steel			D3FS12LS7130YY	20000				
	2 x 1.5"	Crown DW - Red					D3DW12YRT530YY	6000	



D4/R4 Extreme Duty Kingpinless Series – Up to 40,000lbs

- ASTM1045 steel, drop forged 5/8" thick swivel head, 7" diameter precisely machined raceway of 3/4" diameter hardened steel ball bearings
- Legs are formed from 1/2" thick steel, double welded
- 1-1/4" Grade 8 machined axle bolt for 4" wide wheels
- Grease fitting on raceway and axle
- Zinc plated



D4PX10N08P45YY

D4FS10NX7445YY



D4/R4 SERIES • CAPACITY 40000

Fastening Pattern			
Plate Code	Overall Size	Bolt Hole Pattern	Mounting Bolt Size
45	8-1/2" x 8-1/2"	7" x 7"	5/8"
Overall Height and Swivel Radius			
Wheel Diameter	Overall Height	Denotation Code	Swivel Radius
8"	11"	80	6"
10"	13"	10	7-1/2"
12"	15-1/2"	12	9"
16"	19-1/4"	16	10-7/8"



D4/R4 SERIES • CAPACITY 40000


Wheel Diameter	Tread Width	Wheel Type	Swivel caster part numbers shown below:						+Color
			To order Rigid casters change part# prefix D4 to R4						
			Roller Bearings 33	Weight Capacity	Tapered Bearing 74	Weight Capacity	Sealed Precision BB	Weight Capacity	
8"	4"	Yoke only	D4ZZ80NZ7445YY						
		UltraPoly™	D4EX80NG3345YY	8000	D4EX80NG7445YY	8000			
		MegaPU™			D4PX80NO7445YY	13000	D4PX80NO8P45YY	13000	
		Ironman					D4NX80NB8P45YY	16000	
		Ductile	D4DS80NR3345YY	20000	D4DS80NR7445YY	34000	D4DS80NR8P45YY	20000	
		Forged Steel			D4FS80NS7445YY	36000			
	2 x 2"	DW-Blue					D4DW80NBT645YY	8000	
		DW-Gray					D4DW80NGT645YY	9000	
		Crown DW-blue					D4DW80ZBT645YY	8000	
10"	4"	Yoke only	D4ZZ10NZ7445YY						
		Mold-On Rubber	D4RS10NB3345YY	2800					
		UltraPoly™	D4EX10NG3345YY	11000	D4EX10NG7445YY	11000			
		MegaPU™			D4PX10NO7445YY	14000	D4PX10NO8P45YY	14000	
		DW-Gray					D4DW10NGT645YY	1000	
		Ironman					D4NX10NB8P45YY	16000	
		Ductile	D4DS10NR3345YY	20000	D4DS10NR7445YY	34000	D4DS10NR8P45YY	20000	
		Forged Steel			D4FS10NS7445YY	40000	D4FS10NS8P45YY	40000	
		Crown Forged Steel					D4FS10NX8P45YY	40000	
	2 X 2"	DW-Blue					D4DW10NBT645YY	9000	
12"	3-1/2"	Yoke only	D4ZZ12NZ7445YY						
		Supreme Rubber	D4RH12MS3345YY	3000			65RH12MS8P45YY	13000	
		High-Temp Phenolic	D4HT12MB3345YY	6000					
		Phenolic	D4PH12MB3345YY	8000					
	4"	Mold-On Rubber	D4RS12NB3345YY	3000					
		UltraPoly™	D4EX12NG3345YY	13000	D4EX12NG7445YY	13000	D4EX12NG8P45YY	13000	
		MegaPU™			D4PX12NO7445YY	16000	D4PX12NO8P45YY	16000	
		Ironman					D4NX12NB8P45YY	16000	
		Phenolic	D4PH12NB3345YY	13000					
		Ductile	D4DS12NR3345YY	22000	D4DS12NR7445YY	34000			
Forged Steel			D4FS12NX7445YY	40000					



SUPER SERIES Medium Duty Cushion Caster - Up to 500LB

- Traction tread design provide the benefits of a pneumatic tire without worry of flat tire
- Shore A 70 rubber tire, non-Marking and no flat spots
- Decorative wheel caps are standard on 8" and 10"
- Zinc plated and Golden finish are available
- Impact resistance enhanced nylon core
- Maintenance free precision bearings

SUPER SERIES • CAPACITY 500



Wheel Diameter	Tread Width	Hub Length	Load Capacity	Wheel Part Number	Color Options	Bearing Type	SWIVEL	RIGID
6"	2"	2-13/32"	500	SP60J+62	Gray (I) Brown(M)	Precision Ball Bearing	27SP60J+6217YY	28SP60J+6217YY
8"	2.5"	3-1/4"*	550	SP80K+63		Precision Ball Bearing	67SP80K+6217YY	68SP80K+6217YY
10"	2.5"	3-1/2"*	600	SP10K+63		Precision Ball Bearing	67SP10K+6217YY	68SP10K+6217YY

* Includes spacer and decorative cap

Overall Height and Swivel Radius			
Wheel Diameter	Overall Height	Denotation Code	27 Series Swivel Radius
6"	7-1/2" Standard	60	4-9/16"
	7-1/4" Optional	61	4-1/2"
8"	9-3/4"	80	6-1/2"
10"	12-3/16"	10	7-1/4"



67/68 Pneumatic, Ever-Roll™ & Eco-Rubber™ Caster

- Dual raceway with enforced legs for maximum strength
 - Feature different cushion wheels for different applications
- (Please refer to wheel sections for their special characters)

67FP10D4CP317-0T0000

67SN10UCP317YY

67ER80CL5317YY

67ER80CT5317YY

67ER80BCP317YY



67/68 SERIES • CAPACITY 850

Top Plate Specifications

Plate Code		Overall Size		Bolt Hole Pattern		Mounting Bolt Size					
17		4"x 4-1/2"		2-5/8" x 3-5/8" slotted to 3" x 3"		3/8"					
19		4-1/2" x 6-1/4"		2-7/16" x 4-15/16" slotted to 3-3/8" x 5-1/4"							
Wheel Dia.	Tread Width	Wheel Type	Swivel Caster Part #'s		Rigid Caster Part #'s		Tire Color & Rim Finish	Load Cap	Overall Height	Swivel Radius	
			Replace ** w/ fastening code		Replace ** w/ fastening code						
			Roller Bearing	Ball Bearing	Roller Bearing	Ball Bearing					
6"	2"	Yoke only	27ZZ60JZ8317YY		28ZZ60JZ8317YY				7-1/2"	4-9/16"	
		Pneumatic-4PLY		67FP60JB6017YY		68FP60JB6017YY	Black on Zinc	150			
		Eco-Rubber		67SN60JBP317YY		68SN60JBP317YY	Black on Gray	350			
		Foam Filled		67FF60JB6017YY		68FF60JB6017YY	Black on Zinc	200			
		Ever-Roll™		67ER60JBP317YY		68ER60JBP317YY		200			
7"	2"	Eco-Rubber		67SN67JBP317YY		68SN67JBP317YY	Black on Gray	350	8"	5"	
8"		Yoke only	27ZZ80JZ8317YY		28ZZ80JZ8317YY				9-3/4"	6-1/2"	
	2-1/2"	Eco-Rubber		67SN80UCP317YY		68SN80UCP317YY	Black on Gray	450			
		Yoke, axle and nut	67ZZ284083**YZ		68ZZ284083**YZ						
	2-3/4"	Ever-Roll™		67ER80BCP3**YY		68ER80BCP3**YY	Black on Zinc	250			
		Pneumatic-4PLY		67FP8A4C38**YY	67FP8A4CP3**YY	68FP8A4C38**YY					68FP8A4CP3**YY
				67FP8A4R53**YY		68FP8A4R53**YY	68FP8A4Y53**YY	Gray on Zinc			
				67FP8A4Y53**YY		68FP8A4Y53**YY					
		Foam Filled		67FF8A4C38**YY	67FF8A4CP3**YY	68FF8A4C38**YY	68FF8A4CP3**YY	Black on Zinc			
				67FF8A4R38**YY	67FF8A4R53**YY	68FF8A4R38**YY	68FF8A4R53**YY	Gray on Brass			
				67FF8A4Y38**YY	67FF8A4Y53**YY	68FF8A4Y38**YY	68FF8A4Y53**YY	Gray on Zinc			
10"		Yoke, axle and nut	67ZZ1AKZ8317YZ		68ZZ1AKZ8317YZ				12-3/16"	7-13/16"	
	2-3/4"	Eco-Rubber		67SN10UCP3**YY		68SN10UCP3**YY	Black on Gray	650			
	3"	Ever-Roll™		67ER10BCP3**YY		68ER10BCP3**YY	Black on Zinc	280			
		Yoke, axle and nut	67ZZ354083**YY		68ZZ35408317YY					350	7-3/8"
	3-1/2"	Pneumatic-4PLY		67FP0D4C40**YY	67FP10D4CP3**YY	68FP0D4C40**YY	68FP0D4CP3**YY	Black on Zinc			
					67FP10D4Y53**YY		68FP0D4Y53**YY	Black on Brass			
		Foam Filled		67FF0D4C40**YY	67FF10D4CP3**YY	68FF0D4C40**YY	68FF0D4CP3**YY	Black on Zinc			
				67FF10D4Y53**YY		68FF0D4Y53**YY	Black on Brass				
12"		Yoke, axle and nut	67ZZ356083**YZ		68ZZ356083**YZ				15-3/4"	9-1/4"	
	3"	Eco-Rubber™		67SN12LCP3**YY		68SN12LCP3**YY	Black on Gray	850			
	3-1/2"	Pneumatic-6PLY		67FP2D6TP3**YY		68FP2D6TP3**YY	68FP2D6TP3**YY	Black on white			
Foam Filled			67FF2D6TP3**YY		68FF2D6TP3**YY	68FF2D6TP3**YY	Black on Zinc	500			

The Ever-Roll is not designed to sit with a load.

69/70 Brass-Plated Caster Series

- Designed for hotel and hospitality industry for attractive appearance
- Brake options available
- Brass plated

69FP8A4FP317YY

69TP80JX6017YY




69/70 SERIES • CAPACITY 850

Top Plate Specifications									
Plate Code		Overall Size		Bolt Hole Pattern		Mounting Bolt Size			
17		4"x 1-1/2"		2-5/8" x 3-5/8" slotted to 3" x 3"		3/8"			
Wheel Dia.	Tread Width	Wheel Type	Load Capacity	Bearing Type	Swivel	Rigid	Color (tread/core)	Overall Height	Swivel Radius
8"	2"	Yoke Only	550		69ZZ80JZ8317YY	70ZZ80JZ8317YY	Gray/Gray	9-1/2"	6"
		Thermo-Pro™		Roller	69TP80JX0417YY	70TP80JX0417YY			
				Ball Bearings	69TP80JX6017YY	70TP80JX6017YY			
				Roller	69TP80JI0417YY	70TP80JI0417YY			
				Ball Bearings	69TP80JI6017YY	70TP80JI6017YY			
8"	2-1/2"	Eco-Rubber	450	Ball Bearings	69SN80UCP317YY	70SN80UCP317YY	Black/Gray	9-3/4"	6-1/2"
8"	2-3/4"	Ever-Roll	250	Ball Bearings	68ER80BCP317YY	70ER80BCP317YY	Black on Zinc		
8"	3"	Pneumatic Tire	250	Ball Bearings	69FP8A4FP317YY	70FP8A4FP317YY	Black/Brass		
			250	Ball Bearings	69FP8A4RP317YY	70FP8A4RP317YY	Gray/Brass		



SPRING LOADED GATE CASTERS

- Shock absorbing ride over uneven ground
- G1--Light duty, fits 7/16" grip ring stem casters
- G2--Medium duty, available for threaded stem and grip ring stem casters
- G3--Heavy Duty



Series	Recommended Caster series	Caster Fastening	Stem Spec.	Bracket with spring only	Bracket with Caster Yoke only	Rotating Spacing	Spring Deflection		Mounting Plate Specification		
							Range(lbs)	Movement (Inches)	Overall Size	Bolt Size	Bolt Hole Pattern/s
G1	Caster Series: #08, #09, 4" & under, #21, 3-1/2" & under	53, 90, 91, 97	7/16" dia. Grip Ring	G1GRZZ		3-1/4	75 to 100	1"	1" x 3-7/16"	5/16"	2 bolts, 2-1/8" apart
G2*	Caster Series: #09, #21	53, 90, 91, 97 59, 66, 67, 68, 69,		1/2"-13	G2GRZZ G2TSZZ		2-3/8	100 to 125	1"	2" x 5-3/8"	5/16"
G3**	Caster Series: #27 6" dia. wheel	37	3/4-10x5.5	G334ZZ	G327ZZ60JZ8337YY	5-1/4	180 to 500	3/8"	4" X 11"	7/16"	1-7/8" X 2-9/16" or 4-3/8" or 9-1/2"
	Caster Series: #27 & #67 8" dia. wheel			G380ZZ	G327ZZ80JZ8337YY	6-1/2					

*G2 Series: recommended for use on gate with a space between the ground to bottom of the gate of 6" or more.

**G3 Series: recommended for heavy duty gate, use 6" caster when space between ground to gate is 7-1/2" to 9-1/2", when space is over 9-1/2" use 8" caster.

Any caster with the appropriate stem fastening may be inserted into the G1 & G2 Series Bracket as long as the casters swivel radius is less than the stated "Rotating Spacing" (*Please note: any caster with a swivel radius larger than the "Rotating Spacing" will not be able to swivel a full 360° and will hit the gate or door the bracket assembly is attached to; and will not operate correctly).



SA/SB - Light Duty Spring-Loaded Institutional Series

- Chrome-Plated for appealing look
- Sealed swivel raceway
- Brake option available

SATP50GI4406FY

SATP50GI4406YY



SA/SB SERIES • CAPACITY 190

Application:
Shock sensitive electronic cart and equipment

Plate Code		Overall Size		Bolt Hole Pattern			Mounting Bolt Size		
06		2-3/8" x 3-5/8"		1-3/4" x 2-7/8" slotted to 3"			5/16"		
Wheel Diameter	Tread Width	Wheel Type	Load Capacity	SA Series Swivel Part #	SB Series Rigid Caster Part #	Swivel Radius	Overall Height	Maximum Load to Full Compression	Height at Full Compression
4"	1-1/4"	Thermoplastic TPR	250	SATP40GI4406YY	SBTP40GI4406YY	5-1/4"	5-7/16"	130	5"
5"	1-1/4"		300	SATP50GI4406YY	SBTP50GI4406YY	5-3/4"	6-7/16"	190	5-15/16"
6"	1-1/4"		300	SATP60GI4406YY	SBTP60GI4406YY	5-3/4"	5-11/16"	190	6-3/16"



3S/3R Spring Loaded Medium-Heavy Duty Series

- Lower raceway thrust bearing is a tapered roller bearing, providing exceptionally smooth and easy swiveling action that counteracts radial thrust
- 2-9/16" bearing raceway is precisely machined and hardened, 3/8" hardened ball bearings
- Die casted springs, total compression at maximum weight with a spring travel of 1"
- The compression range can be adjusted by changing the springs
- 3/4" integrally forged kingpin
- Brake Option available
- Zinc plated finish
- 1/2" axle

3SRA80JB6017-0B0000



3RRA80JB6017YY



Top Plate Specifications			
Plate Code	Overall Size	Bolt Hole Pattern	Mounting Bolt Size
17	4" x 4-15/32"	2-5/8" x 3-5/8" to 3" x 3"	3/8"
Wheel Diameter	Overall Height	Swivel Radius	
5"	8-1/4"	4-7/8"	
6"	8-3/4"	5-3/8"	
8"	10-5/16"	7-1/4"	



Wheel Diameter	Tread Width	Wheel Type	Load Cap.	Available Bearing Options	Replace + with a desired wheel color		
					Replace ## with desired wheel bearing		
					SWIVEL	RIGID	+ Color
5"	2"	Neo-Energizer™	700	04,09,60,48,57,12	3SEN50JB##17YY	3REN50JB##17YY	
		Nomadic™	700	04,09,60,48,57,12	3SNM50J+##17YY	3RNM50J+##17YY	A,I
		Rubber on Nylon	700	04,09,60,48,57,12	3SNR50JB##17YY	3RNR50JB##17YY	
		Rubber on Aluminum	700	04,09,60,48,57,12	3SRA50JB##17YY	3RRA50JB##17YY	
		Mold-On Rubber	700	04,09,60,48,57,12	3SRS50JB##17YY	3RRS50JB##17YY	
		Blue Ergo™	700		3SBL50JL6317YY	3RBL50JL6317YY	
		CushEndure™	700		3SGR50JB1917YY	3RGR50JB1917YY	
		Thermo-Pro™	700	04,09,60,48,57,12	3STP50J+##17YY	3RTP50J+##17YY	A,I,T,X,Y,Z
		Polyolefin	700	04,09,60,48,57,12	3SPO50J+##17YY	3RPO50J+##17YY	B,E
		Nylon	700	04,09,60,48,57,12	3SNY50JE##17YY	3RNY50JE##17YY	
		Ironman	700	65,73	3SNX50J+##17YY	3RNX50J+##17YY	B,I
		RokHard™	700	04,09,62,57,12	3SHI50JB##17YY	3RHI50JB##17YY	
		BrimStone™	700	04,09,90	3SGN50J+##17YY	3RGN50J+##17YY	B,Q
		Epoxy	700	04,09,90	3SOV50JQ##17YY	3ROV50JQ##17YY	
		MaxRok™	700	04,09,63,49,57,12	3SMA50JB##17YY	3RMA50JB##17YY	
		Phenolic	700	04,09,60,48,57,12	3SPH50JB##17YY	3RPH50JB##17YY	
		High-Temp Phenolic	700	04,09,90	3SHT50JQ##17YY	3RHT50JQ##17YY	
		Sterollizer™	700		3SSL50JCB817YY	3RSL50JCB817YY	
		Polyon MaxRok™	700	04,09,60,63,48,57,12	3SMU50J+##17YY	3RMU50J+##17YY	G,K
		Polyon AL™	700	04,09,60,48,57,12	3SPA50J+##17YY	3RPA50J+##17YY	N,R
		Polyon - C	700	04,09,60,48,57,12	3SPR50JL##17YY	3RPR50JL##17YY	
		DW-Black	700		3SDW50JLT317YY	3RDW50JLT317YY	
		DW-Red	700		3SDW50JRT317YY	3RDW50JRT317YY	
		DW-Blue	700		3SDW50JBT317YY	3RDW50JBT317YY	
		DW-Gray	700		3SDW50JGT317YY	3RDW50JGT317YY	
		Crown DW-Red	700		3SDW50XRT317YY	3RDW50XRT317YY	
		Crown DW-Blue	700		3SDW50XBT317YY	3RDW50XBT317YY	
		Poly-Pro™	700	04,09,48,60,63,57,12	3SPP50J+##17YY	3RPP50J+##17YY	B,C,D,K,M,U,W
			700		3SPP50JP4917YY	3RPP50JP4917YY	
					3SPP50JH6317YY	3RPP50JH6317YY	
		Polymadic™	700	04,09,48,60,63,57,12	3SPM50J+##17YY	3RPM50J+##17YY	I,M
		Polyon™	700		3SPU50JV6317YY	3RPU50JV6317YY	
			700	04,09,60,48,57,12	3SPU50J+##17YY	3RPU50J+##17YY	G,V
		EnergySaver Polyon™	700	04,09,60,48,57,12	3SSW50JU##17YY	3RSW50JU##17YY	
		PolyFlexon™ Cast	700	04,09,60,48,57,12	3SRP50JK##17YY	3RRP50JK##17YY	
		PolyFlexon™	700		3SUA50JO6417YY	3RUA50JO6417YY	
		Ultraflex™	700		3SUX50JO6417YY	3RUX50JO6417YY	
		D-Polyon	700		3SUD50JL6417YY	3RUD50JL6417YY	
		DuraLastomer™	700	09,60,48,57,12	3SSU50JL##17YY	3RSU50JL##17YY	
		Super Elastomer	700	04,09,64,57,12	3SSX50JI##17YY	3RSX50JI##17YY	
		ErgoLastomer™	700	04,09,64,57,12	3SHU50JI##17YY	3RHU50JI##17YY	
		Semi-Steel	700	04,09,60,48,57,12	3SSS50JS##17YY	3RSS50JS##17YY	
		Heavy Duty Iron	700	04,09,60,63,57,12	3SHS50JS##17YY	3RHS50JS##17YY	
					3SDS50JR##17YY	3RDS50JR##17YY	
		Ductile	700	04,09,60,63,B1,B5	3SDS50JR##17YY	3RDS50JR##17YY	
Forged Steel	700	02,09,60,B1,B5	3SFS50JS##17YY	3RFS50JS##17YY			
EnergySaver Ductile™	700	04,09,60,48,B1,B5	3SCD50JR##17YY	3RCD50JR##17YY			
Iron V-Groove	700	04,09,60,48,57,12	3SVG50JT##17YY	3RVG50JT##17YY			
Conductive Nylon	700	04,09,60,48,57,12	3SCY50JH##17YY	3RCY50JH##17YY			
Conductive Ultraflex™	700		3SCX50JL6417YY	3RCX50JL6417YY			



3S/3R SERIES • CAPACITY 700

Wheel Diameter	Tread Width	Wheel Type	Load Cap.	Available Bearing Options	Replace + with a desired wheel color		
					Replace ## with desired wheel bearing		
					SWIVEL	RIGID	+ Color
6"	2"	Yoke Only			3SZZ60JZ8317YY	3RZZ60JZ8317YY	
		Neo-Energizer™	550	04, 09,64, 57, 12	3SEN60JB##17YY	3REN60JB##17YY	
		Pneumatic	200		3SFP60JB6017YY	3RFP60JB6017YY	
		Foam Filled	200		3SFF60JB6017YY	3RFF60JB6017YY	
		Nomadic™	550	04,09,48,60,57,12	3SNM60J+##17YY	3RNM60J+##17YY	A,I
		Rubber on Nylon	550	04,09,48,60,57,12	3SNR60JB##17YY	3RNR60JB##17YY	
		Dura Cushion™	350	04,09,63,57,12	3SBC60J+##17YY	3RBC60J+##17YY	X,Z
		Eco-Rubber	350		3SSN60JC5317YY	3RSN60JC5317YY	
		Rubber on Aluminum	550	04,09,48,60,57,12	3SRA60JB##17YY	3RRA60JB##17YY	
		Mold-On Rubber	550	04,09,48,60,57,12	3SRS60JB##17YY	3RRS60JB##17YY	
		Supreme Rubber	550	04,09,48,60,57,12	3SRH60JS##17YY	3RRH60JS##17YY	
		Blue Ergo™	550		3SBL60JL6317YY	3RBL60JL6317YY	
		Thermo-Pro™	500	04,09,60,63,48,57,12	3STP60J+##17YY	3RTP60J+##17YY	A,I,T,X,Y,Z
		Polyolefin	550	04,09,60,53,P3,48,57,12	3SPO60J+##17YY	3RPO60J+##17YY	B,E
		Nylon	550	04,09,63,57,12	3SNY60JE##17YY	3RNY60JE##17YY	
		Ironman	550	65, 73	3SNX60JB##17YY	3RNX60JB##17YY	
		RokHard™	550	04,09,48,60,57,12	3SHI60JB##17YY	3RHI60JB##17YY	
		BrimStone™	550	04,09,60,90	3SGN60J+##17YY	3RGN60J+##17YY	B,Q
		Epoxy	550	04,09,90	3SOV60JQ##17YY	3ROV60JQ##17YY	
		MaxRok™	550	04,09,63,57,12	3SMA60JB##17YY	3RMA60JB##17YY	
		Phenolic	550	04,09,48,60,57,12	3SPH60JB##17YY	3RPH60JB##17YY	
		Straight-Sided Phenolic	550		3SPH60TB##17YY	3RPH60TB##17YY	
		High-Temp Phenolic	550		04,09,90	3SHT60JQ##17YY	3RHT60JQ##17YY
		Poly MaxRok™	550	04,09,48,60,57,12	3SMU60J+##17YY	3RMU60J+##17YY	G,K
		Polyon AL™	550	04,09,48,60,57,12	3SPA60J+##17YY	3RPA60J+##17YY	N,R
		Polyon-C	550	04,09,48,60,57,12	3SPR60JL##17YY	3RPR60JL##17YY	
		DW-Black	550		3SDW60JLT317YY	3RDW60JLT317YY	
		DW-Red	550		3SDW60JRT317YY	3RDW60JRT317YY	
		DW-Blue	550		3SDW60JBT317YY	3RDW60JBT317YY	
		DW-Gray	550		3SDW60JGT317YY	3RDW60JGT317YY	
		Crown DW-Red	550		3SDW60XRT317YY	3RDW60XRT317YY	
		Crown DW-Blue	550		3SDW60XBT317YY	3RDW60XBT317YY	
		Poly-Pro™	550	04,09,48,60,63,57,12	3SPP60J+##17YY	3RPP60J+##17YY	D,I,K,M,U,W
			550		3SPP60JP4917YY	3RPP60JP4917YY	
			550		3SPP60JH6317YY	3RPP60JH6317YY	
		Polymadic™	550	04,09,48,60,63,57,12	3SPM60J+##17YY	3RPM60J+##17YY	I,M
		Polyon™	550	04,09,48,60,57,12	3SPU60JV6317YY	3RPU60JV6317YY	
					3SPU60J+##17YY	3RPU60J+##17YY	G,V
		EnergySaver Polyon™	550	04,09,63,57,12	3SSW60JU##17YY	3RSW60JU##17YY	
		PolyFlexon™ Cast	550	04,09,63,57,12	3SRP60JK##17YY	3RRP60JK##17YY	
		PolyFlexon™	550		3SUA60J+6417YY	3RUA60J+6417YY	N,O
		D-Polyon	550		3SUD60JL6417YY	3RUD60JL6417YY	
		Ultraflex™	550		3SUX60JO6417YY	3RUX60JO6417YY	
		Champion	550		3SCP60JN6417YY	3RCP60JN6417YY	
		DuraLastomer™	550	09,48,60,57,12	3SSU60JL##17YY	3RSU60JL##17YY	
		Super Elastomer	550		3SSX60JI6417YY	3RSX60JI6417YY	
		ErgoLastomer™	550	04,09,48,60,64,57,12	3SHU60JI##17YY	3RHU60JI##17YY	
		Titan™ Ploymer	550		3SPX60JO6317YY	3RPX60JO6317YY	
		Conquer™	550		3SCQ60JR6417YY	3RCQ60JR6417YY	
			550		3SCQ60JL6417YY	3RCQ60JL6417YY	
Semi-Steel	550	04,09,48,60,57,12	3SSS60JS##17YY	3RSS60JS##17YY			
Heavy Duty Iron	550	04,09,60,63,57,12	3SHS60JS##17YY	3RHS60JS##17YY	S=Flat Tread; X=Crown Tread		
		04,09,60,48,57,12	3SHS60JX##17YY	3RHS60JX##17YY			
Ductile	550	04,09,60,73,63,B1,B5	3SDS60JR##17YY	3RDS60JR##17YY			
EnergySaver Ductile™	550	04,09,48, 60,73,B1,B5	3SCD60JR##17YY	3RCD60JR##17YY			
Forged Steel	550	04,09,73,63,B1,B5	3SFS60JS##17YY	3RFS60JS##17YY	S=Flat Tread; X=Crown Tread		
			3SFS60JX4P17YY	3RFS60JX4P17YY			
Ironman™ V-Groove	550		3SNV60JT4P17YY	3RNV60JT4P17YY			
Iron V-Groove	550	04,09,48,60,57,12	3SVG60JT##17YY	3RVG60JT##17YY			
Ductile V-Groove	550	04,09,57,12,63,B1,B5	3SDV60JT##17YY	3RDV60JT##17YY			
Conductive Nylon	550		3SCY60JI6217YY	3RCY60JI6217YY			
Conductive Ultraflex™	550		3SCX60JL6417YY	3RCX60JL6417YY			



Wheel Diameter	Tread Width	Wheel Type	Load Cap.	Available Bearing Options	Replace + with a desired wheel color		
					Replace ## with desired wheel bearing		
					SWIVEL	RIGID	+ Color
8"	2"	Yoke Only			3SZZ80JZ8317YY	3RZZ80JZ8317YY	
		Neo-Energizer™	550	04,09,64,57,12	3SEN80JB##17YY	3REN80JB##17YY	
		Nomadic™	550	04,09,48,60,57,12	3SNM80J+##17YY	3RNM80J+##17YY	A,I
		Rubber on Nylon	550	04,09,48,60,57,12	3SNR80JB##17YY	3RNR80JB##17YY	
		Dura Cushion™	450	04,09,63,57,12	3SBC80J+##17YY	3RBC80J+##17YY	X,Z
		Eco-Rubber	450	53,P3	3SSN80UC##17YY	3RSN80UC##17YY	
		Rubber on Aluminum	550	04,09,48,60,57,12	3SRA80JB##17YY	3RRA80JB##17YY	
		Mold-On Rubber	550	04,09,48,60,57,12	3SRS80JB##17YY	3RRS80JB##17YY	
		Supreme Rubber	550	04,09,63,57,12	3SRH80JS##17YY	3RRH80JS##17YY	
		Blue Ergo™	550		3SBL80JL6317YY	3RBL80JL6317YY	
		Thermo-Pro™	550	04,09,60,63,48,57,12	3STP80J+##17YY	3RTP80J+##17YY	A,I,T,X,Y,Z
		Polyolefin	550	04,09,60,53,P3,48,57,90,12	3SPO80J+##17YY	3RPO80J+##17YY	B,E
		Nylon	550	04,09,63,57,12	3SNY80JE##17YY	3RNY80JE##17YY	
		Ironman	550	65,73	3SNX80JB##17YY	3RNX80JB##17YY	
		RokHard™	550	04,09,48,60,57,12	3SHI80JB##17YY	3RHI80JB##17YY	
		BrimStone™	550	04,09,60,90	3SGN80J+##17YY	3RGN80J+##17YY	B,Q
		Epoxy	550	04,09	3SOV80JQ##17YY	3ROV80JQ##17YY	
		MaxRok™	550	04,09,49,57,12	3SMA80JB##17YY	3RMA80JB##17YY	
		Phenolic	550	04,09,48,60,57,12	3SPH80JB##17YY	3RPH80JB##17YY	
		High-Temp Phenolic	550	04,09,90	3SHT80JQ##17YY	3RHT80JQ##17YY	
		Poly MaxRok™	550	04,09,48,60,57,12	3SMU80J+##17YY	3RMU80J+##17YY	G,K
		Polyon AL™	550	04,09,48,60,57,12	3SPA80J+##17YY	3RPA80J+##17YY	N,R
		DW-Black	550		3SDW80JLT317YY	3RDW80JLT317YY	
		DW-Red	550		3SDW80JRT317YY	3RDW80JRT317YY	
		DW-Blue	550		3SDW80JBT317YY	3RDW80JBT317YY	
		DW-Gray	550		3SDW80JGT317YY	3RDW80JGT317YY	
		Crown DW-Red	550		3SDW80XRT317YY	3RDW80XRT317YY	
		Crown DW-Blue	550		3SDW80XBT317YY	3RDW80XBT317YY	
		Poly-Pro™	550	04,09,48,60,63,57,12	3SPP80J+##17YY	3RPP80J+##17YY	C,D,I,K,M,U,W
			550		3SPP80JP4917YY	3RPP80JP4917YY	
			550		3SPP80JH6317YY	3RPP80JH6317YY	
		Polymadic™	550	04,09,48,60,63,57,12	3SPM80J+##17YY	3RPM80J+##17YY	I,M
		Polyon™	550		3SPU80JV6317YY	3RPU80JV6317YY	
				04,09,48,60,57,12	3SPU80J+##17YY	3RPU80J+##17YY	G,V
		EnergySaver Polyon™	550	04,09,48,60,57,12	3SSW80JU##17YY	3RSW80JU##17YY	
		PolyFlexon™ Cast	550		3SRP80JK6317YY	3RRP80JK6317YY	
		PolyFlexon™	550		3SUA80J+6417YY	3RUA80J+6417YY	N,O
		D-Polyon	550		3SUD80JL6417YY	3RUD80JL6417YY	
		Ultraflex™	550		3SUX80JO6417YY	3RUX80JO6417YY	
		Champion	550		3SCP80JN6417YY	3RCP80JN6417YY	
DuraLastomer™	550	09,48,60,57,12	3SSU80JL##17YY	3RSU80JL##17YY			
Super Elastomer	550		3SSX80JI6417YY	3RSX80JI6417YY			
ErgoLastomer™	550	04,09,64,57,12	3SHU80JI##17YY	3RHU80JI##17YY			
Titan™ Polymer	550		3SPX80JO6317YY	3RPX80JO6317YY			
Conquer™	550		3SCQ80JR6417YY	3RCQ80JR6417YY			
	550		3SCQ80JL6417YY	3RCQ80JL6417YY			
Semi-Steel	550	04,09,48,60,57,12	3SSS80JS##17YY	3RSS80JS##17YY			
Heavy Duty Iron	550	04,09,48,60,57,12	3SHS80JS##17YY	3RHS80JS##17YY	S=Flat Tread; X=Crown Tread		
		04,09,48,60,57,12	3SHS80JX##17YY	3RHS80JX##17YY			
Ductile	550	04,09,48,60,B1,B5	3SDS80JR##17YY	3RDS80JR##17YY			
EnergySaver Ductile™	550	04,09,48,60,B1,B5	3SCD80JR##17YY	3RCD80JR##17YY			
Forged Steel	550	04,09,63,B5,B1	3SFS80JS##17YY	3RFS80JS##17YY			
			3SFS80JX4P17YY	3RFS80JX4P17YY			
Ironman™ V-Groove	550		3SNV80JT4P17YY	3RNV80JT4P17YY			
Iron V-Groove	550	04,09,48,60,57,12	3SVG80JT##17YY	3RVG80JT##17YY			
Conductive Nylon	550		3SCY80JI6217YY	3RCY80JI6217YY			
Conductive Ultraflex™	550		3SCX80JL6417YY	3RCX80JL6417YY			

*Springs must be replaced on a regular basis depends on application.
 *Spring life is not under warranty.



37/38 Spring Loaded Medium-Heavy Duty Series

- Spring encapsulated in a polyurethane block, Ultimate Compression at 700LBS with a spring deflection of 0.41"
- Large heat-treated double raceways
- 3/4" kingpin bolt
- Zinc plated finish
- Brake option available

37UX60JO0419YY



38RP60JK6019-000G00



Top Plate Specifications			
Plate Code	Overall Size	Bolt Hole Pattern	Mounting Bolt Size
19	4-1/2" x 6-1/4"	2-7/16" x 4-15/16" slotted to 3-3/8" x 5-1/4"	1/2"
Wheel Diameter		Overall Height	Swivel Radius
5"		7-1/2"	4-1/2"
6"		8"	5"
8"		10"	6-11/16"



37/38 SERIES • CAPACITY 700

Wheel Diameter	Tread Width	Wheel Type	Load Capacity	Available Bearing Options	Replace + with a desired wheel color		
					Replace ## with desired wheel bearing		
					Swivel	Rigid	+Color
5"	2"	Neo-Energizer™	550	04,09,60,48,57,12	37EN50JB##19YY	38EN50JB##19YY	
		Nomadic™	500	04,09,60,48,57,12	37NM50J+##19YY	38NM50J+##19YY	A,I
		Rubber on Nylon	450	04,09,60,48,57,12	37NR50JB##19YY	38NR50JB##19YY	
		Rubber on Aluminum	500	04,09,60,48,57,12	37RA50JB##19YY	38RA50JB##19YY	
		Mold-On Rubber	400	04,09,60,48,57,12	37RS50JB##19YY	38RS50JB##19YY	
		Blue Ergo™	400		37BL50JL6319YY	38BL50JL6319YY	
		CushEndure™	400		37GR50JB1919YY	38GR50JB1919YY	
		Thermo-Pro™	350	04,09,60,48,57,12	37TP50J+##19YY	38TP50J+##19YY	A,I,T,X,Y,Z
		Polyolefin	650	04,09,60,48,57,12	37PO50J+##19YY	38PO50J+##19YY	B,E
		Nylon	700	04,09,60,48,57,12	37NY50JE##19YY	38NY50JE##19YY	
		Ironman	700	65,73	37NX50J+##19YY	38NX50J+##19YY	B,I
		RokHard™	700	04,09,62,57,12	37HI50JB##19YY	38HI50JB##19YY	
		BrimStone™	700	04,09,90	37GN50J+##19YY	38GN50J+##19YY	B,Q
		Epoxy	700	04,09,90	37OV50JQ##19YY	38OV50JQ##19YY	
		MaxRok™	700	04,09,63,49,57,12	37MA50JB##19YY	38MA50JB##19YY	
		Phenolic	700	04,09,60,48,57,12	37PH50JB##19YY	38PH50JB##19YY	
		High-Temp Phenolic	700	04,09,90	37HT50JQ##19YY	38HT50JQ##19YY	
		Sterollizer™	450		37SL50JCB819YY	38SL50JCB819YY	
		Polyon MaxRok™	700	04,09,60,63,48,57,12	37MU50J+##19YY	38MU50J+##19YY	G,K
		Polyon AL™	700	04,09,60,48,57,12	37PA50J+##19YY	38PA50J+##19YY	N,R
		Polyon - C	700	04,09,60,48,57,12	37PR50JL##19YY	38PR50JL##19YY	
		DW-Black	550		37DW50JLT319YY	38DW50JLT319YY	
		DW-Red	700		37DW50JRT319YY	38DW50JRT319YY	
		DW-Blue	700		37DW50JBT319YY	38DW50JBT319YY	
		DW-Gray	700		37DW50JGT319YY	38DW50JGT319YY	
		Crown DW-Red	700		37DW50XRT319YY	38DW50XRT319YY	
		Crown DW-Blue	700		37DW50XBT319YY	38DW50XBT319YY	
		Poly-Pro™	600	04,09,48,60,63,57,12	37PP50J+##19YY	38PP50J+##19YY	B,C,D,K,M,U,W
			700		37PP50JP4919YY	38PP50JP4919YY	
					37PP50JH6319YY	38PP50JH6319YY	
		Polymadic™	700	04,09,48,60,63,57,12	37PM50J+##19YY	38PM50J+##19YY	I,M
		Polyon™	700		37PU50JV6319YY	38PU50JV6319YY	
			700	04,09,60,48,57,12	37PU50J+##19YY	38PU50J+##19YY	G,V
		EnergySaver Polyon™	700	04,09,60,48,57,12	37SW50JU##19YY	38SW50JU##19YY	
		PolyFlexon™ Cast	700	04,09,60,48,57,12	37RP50JK##19YY	38RP50JK##19YY	
		PolyFlexon™	700		37UA50JO6419YY	38UA50JO6419YY	
		Ultraflex™	700		37UX50JO6419YY	38UX50JO6419YY	
		D-Polyon	700		37UD50JL6419YY	38UD50JL6419YY	
		DuraLastomer™	700	09,60,48,57,12	37SU50JL##19YY	38SU50JL##19YY	
		Super Elastomer	700	04,09,64,57,12	37SX50JI##19YY	38SX50JI##19YY	
		ErgoLastomer™	700	04,09,64,57,12	37HU50JI##19YY	38HU50JI##19YY	
		Semi-Steel	700	04,09,60,48,57,12	37SS50JS##19YY	38SS50JS##19YY	
		Heavy Duty Iron	700	04,09,60,63,57,12	37HS50JS##19YY	38HS50JS##19YY	
			700	04,09,60,63,B1,B5	37DS50JR##19YY	38DS50JR##19YY	
		Forged Steel	700	02,09,60,B1,B5	37FS50JS##19YY	38FS50JS##19YY	
EnergySaver Ductile™	700	04,09,60,48,B1,B5	37CD50JR##19YY	38CD50JR##19YY			
Iron V-Groove	700	04,09,60,48,57,12	37VG50JT##19YY	38VG50JT##19YY			
Conductive Nylon	630	04,09,60,48,57,12	37CY50JH##19YY	38CY50JH##19YY			
Conductive Ultraflex™	540		37CX50JL6419YY	38CX50JL6419YY			



37/38 SERIES • CAPACITY 700

Wheel Diameter	Tread Width	Wheel Type	Load Capacity	Available Bearing Options	Replace + with a desired wheel color		
					Replace ## with desired wheel bearing		
					Swivel	Rigid	+Color
6"	2"	Yoke Only			37ZZ60JZ8319YY	38ZZ60JZ8319YY	
		Neo-Energizer™	600	04,09,64,57,12	37EN60JB##19YY	38EN60JB##19YY	
		Pneumatic	200		37FP60JB6019YY	38FP60JB6019YY	
		Foam Filled	200		37FF60JB6019YY	38FF60JB6019YY	
		Nomadic™	600	04,09,48,60,57,12	37NM60J+##19YY	38NM60J+##19YY	A,I
		Rubber on Nylon	550	04,09,48,60,57,12	37NR60JB##19YY	38NR60JB##19YY	
		Dura Cushion™	350	04,09,63,57,12	37BC60J+##19YY	38BC60J+##19YY	X,Z
		Eco-Rubber	350		37SN60JC5319YY	38SN60JC5319YY	
		Rubber on Aluminum	550	04,09,48,60,57,12	37RA60JB##19YY	38RA60JB##19YY	
		Mold-On Rubber	550	04,09,48,60,57,12	37RS60JB##19YY	38RS60JB##19YY	
		Supreme Rubber	700	04,09,48,60,57,12	37RH60JS##19YY	38RH60JS##19YY	
		Blue Ergo™	550		37BL60JL6319YY	38BL60JL6319YY	
		Thermo-Pro™	500	04,09,60,63,48,57,12	37TP60J+##19YY	38TP60J+##19YY	A,I,T,X,Y,Z
		Polyolefin	700	04,09,60,53,P3,48,57,12	37PO60J+##19YY	38PO60J+##19YY	B,E
		Nylon	700	04,09,63,57,12	37NY60JE##19YY	38NY60JE##19YY	
		Ironman	700	65, 73	37NX60JB##19YY	38NX60JB##19YY	
		RokHard™	700	04,09,48,60,57,12	37HI60JB##19YY	38HI60JB##19YY	
		BrimStone™	700	04,09,60,90	37GN60J+##19YY	38GN60J+##19YY	B,Q
		Epoxy	700	04,09,90	37OV60JQ##19YY	38OV60JQ##19YY	
		MaxRok™	700	04,09,63,57,12	37MA60JB##19YY	38MA60JB##19YY	
		Phenolic	700	04,09,48,60,57,12	37PH60JB##19YY	38PH60JB##19YY	
		Straight-Sided Phenolic	700		37PH60TB##19YY	38PH60TB##19YY	
		High-Temp Phenolic	700		04,09,90	37HT60JQ##19YY	38HT60JQ##19YY
		Poly MaxRok™	700	04,09,48,60,57,12	37MU60J+##19YY	38MU60J+##19YY	G,K
		Polyon AL™	700	04,09,48,60,57,12	37PA60J+##19YY	38PA60J+##19YY	N,R
		Polyon-C	700	04,09,48,60,57,12	37PR60JL##19YY	38PR60JL##19YY	
		DW-Black	700		37DW60JLT319YY	38DW60JLT319YY	
		DW-Red	700		37DW60JRT319YY	38DW60JRT319YY	
		DW-Blue	700		37DW60JBT319YY	38DW60JBT319YY	
		DW-Gray	700		37DW60JGT319YY	38DW60JGT319YY	
		Crown DW-Red	700		37DW60XRT319YY	38DW60XRT319YY	
		Crown DW-Blue	700		37DW60XBT319YY	38DW60XBT319YY	
		Poly-Pro™	700	04,09,48,60,63,57,12	37PP60J+##19YY	38PP60J+##19YY	D,I,K,M,U,W
			700		37PP60JP4919YY	38PP60JP4919YY	
		Polymadic™	700	04,09,48,60,63,57,12	37PP60JH6319YY	38PP60JH6319YY	
		Polymadic™	700	04,09,48,60,63,57,12	37PM60J+##19YY	38PM60J+##19YY	I,M
		Polyon™	700	04,09,48,60,57,12	37PU60JV6319YY	38PU60JV6319YY	
		EnergySaver Polyon™	700	04,09,63,57,12	37SW60JU##19YY	38SW60JU##19YY	
		PolyFlexon™ Cast	700	04,09,63,57,12	37RP60JK##19YY	38RP60JK##19YY	
		PolyFlexon™	700		37UA60J+6419YY	38UA60J+6419YY	N,O
		D-Polyon	700		37UD60JL6419YY	38UD60JL6419YY	
		Ultraflex™	700		37UX60JO6419YY	38UX60JO6419YY	
		Champion	700		37CP60JN6419YY	38CP60JN6419YY	
		DuraLastomer™	700	09,48,60,57,12	37SU60JL##19YY	38SU60JL##19YY	
		Super Elastomer	700		37SX60JI6419YY	38SX60JI6419YY	
		ErgoLastomer™	700	04,09,48,60,64,57,12	37HU60JI##19YY	38HU60JI##19YY	
		Titan™ Ploymer	700		37PX60JO6319YY	38PX60JO6319YY	
		Conquer™	700		37CQ60JR6419YY	38CQ60JR6419YY	
700			37CQ60JL6419YY	38CQ60JL6419YY			
700							
Semi-Steel	700	04,09,48,60,57,12	37SS60JS##19YY	38SS60JS##19YY			
Heavy Duty Iron	700	04,09,60,63,57,12	37HS60JS##19YY	38HS60JS##19YY	S=Flat Tread; X=Crown Tread		
		04,09,60,48,57,12	37HS60JX##19YY	38HS60JX##19YY			
Ductile	700	04,09,60,73,63,B1,B5	37DS60JR##19YY	38DS60JR##19YY			
EnergySaver Ductile™	700	04,09,48, 60,73,B1,B5	37CD60JR##19YY	38CD60JR##19YY			
Forged Steel	700	04,09,73,63,B1,B5	37FS60JS##19YY	38FS60JS##19YY	S=Flat Tread; X=Crown Tread		
			37FS60JX4P19YY	38FS60JX4P19YY			
Ironman™ V-Groove	700		37NV60JT4P19YY	38NV60JT4P19YY			
Iron V-Groove	700	04,09,48,60,57,12	37VG60JT##19YY	38VG60JT##19YY			
Ductile V-Groove	700	04,09,57,12,63,B1,B5	37DV60JT##19YY	38DV60JT##19YY			
Conductive Nylon	700		37CY60JI6219YY	38CY60JI6219YY			
Conductive Ultraflex™	600		37CX60JL6419YY	38CX60JL6419YY			



Wheel Diameter	Tread Width	Wheel Type	Load Capacity	Available Bearing Options	Replace + with a desired wheel color		
					Replace ## with desired wheel bearing		
					Swivel	Rigid	+Color
8"	2"	Yoke Only			37ZZ80JZ8319YY	38ZZ80JZ8319YY	
		Neo-Energizer™	600	04,09,64,57,12	37EN80JB##19YY	38EN80JB##19YY	
		Nomadic™	700	04,09,48,60,57,12	37NM80J+##19YY	38NM80J+##19YY	A,I
		Rubber on Nylon	600	04,09,48,60,57,12	37NR80JB##19YY	38NR80JB##19YY	
		Dura Cushion™	450	04,09,63,57, 12	37BC80J+##19YY	38BC80J+##19YY	X,Z
		Eco-Rubber	450	53,P3	37SN80UC##19YY	38SN80UC##19YY	
		Rubber on Aluminum	600	04,09,48,60,57,12	37RA80JB##19YY	38RA80JB##19YY	
		Mold-On Rubber	600	04,09,48,60,57,12	37RS80JB##19YY	38RS80JB##19YY	
		Supreme Rubber	700	04,09,63,57,12	37RH80JS##19YY	38RH80JS##19YY	
		Blue Ergo™	600		37BL80JL6319YY	38BL80JL6319YY	
		Thermo-Pro™	600	04,09,60,63,48,57,12	37TP80J+##19YY	38TP80J+##19YY	A,I,T,X,Y,Z
		Polyolefin	700	04,09,60,53,P3,48,57,90,12	37PO80J+##19YY	38PO80J+##19YY	B,E
		Nylon	700	04,09,63,57,12	37NY80JE##19YY	38NY80JE##19YY	
		Ironman	700	65, 73	37NX80JB##19YY	38NX80JB##19YY	
		RokHard™	700	04,09,48,60,57,12	37HI80JB##19YY	38HI80JB##19YY	
		BrimStone™	700	04,09,60,90	37GN80J+##19YY	38GN80J+##19YY	B,Q
		Epoxy	700	04,09	37OV80JQ##19YY	38OV80JQ##19YY	
		MaxRok™	700	04,09,49,57,12	37MA80JB##19YY	38MA80JB##19YY	
		Phenolic	700	04,09,48,60,57,12	37PH80JB##19YY	38PH80JB##19YY	
		High-Temp Phenolic	700	04,09,90	37HT80JQ##19YY	38HT80JQ##19YY	
		Poly MaxRok™	700	04,09,48,60,57,12	37MU80J+##19YY	38MU80J+##19YY	G,K
		Polygon AL™	700	04,09,48,60,57,12	37PA80J+##19YY	38PA80J+##19YY	N,R
		DW-Black	700		37DW80JLT319YY	38DW80JLT319YY	
		DW-Red	700		37DW80JRT319YY	38DW80JRT319YY	
		DW-Blue	700		37DW80JBT319YY	38DW80JBT319YY	
		DW-Gray	700		37DW80JGT319YY	38DW80JGT319YY	
		Crown DW-Red	700		37DW80XRT319YY	38DW80XRT319YY	
		Crown DW-Blue	700		37DW80XBT319YY	38DW80XBT319YY	
		Poly-Pro™	700	04,09,48,60,63,57,12	37PP80J+##19YY	38PP80J+##19YY	C,D,I,K,M,U,W
			700		37PP80JP4919YY	38PP80JP4919YY	
			700		37PP80JH6319YY	38PP80JH6319YY	
		Polymadic™	700	04,09,48,60,63,57,12	37PM80J+##19YY	38PM80J+##19YY	I,M
		Polyon™	700		37PU80JV6319YY	38PU80JV6319YY	
			700	04,09,48,60,57,12	37PU80J+##19YY	38PU80J+##19YY	G,V
		EnergySaver Polyon™	700	04,09,48,60,57,12	37SW80JU##19YY	38SW80JU##19YY	
		PolyFlexon™ Cast	700		37RP80JK6319YY	38RP80JK6319YY	
		PolyFlexon™	700		37UA80J+6419YY	38UA80J+6419YY	N,O
		D-Polygon	700		37UD80JL6419YY	38UD80JL6419YY	
		Ultraflex™	700		37UX80JO6419YY	38UX80JO6419YY	
		Champion	700		37CP80JN6419YY	38CP80JN6419YY	
		DuraLastomer™	700	09,48,60,57,12	37SU80JL##19YY	38SU80JL##19YY	
		Super Elastomer	700		37SX80JI6419YY	38SX80JI6419YY	
		ErgoLastomer™	700	04,09,64,57,12	37HU80JI##19YY	38HU80JI##19YY	
		Titan™ Ploymer	700		37PX80JO6319YY	38PX80JO6319YY	
		Conquer™	700		37CQ80JR6419YY	38CQ80JR6419YY	
700			37CQ80JL6419YY	38CQ80JL6419YY			
Semi-Steel	700	04,09,48,60,57,12	37SS80JS##19YY	38SS80JS##19YY			
Heavy Duty Iron	700	04,09,48,60,57,12	37HS80JS##19YY	38HS80JS##19YY	S=Flat Tread; X=Crown Tread		
	700	04,09,48,60,57,12	37HS80JX##19YY	38HS80JX##19YY			
Ductile	700	04,09,48,60,B1,B5	37DS80JR##19YY	38DS80JR##19YY			
EnergySaver Ductile™	700	04,09,48,60,B1,B5	37CD80JR##19YY	38CD80JR##19YY			
Forged Steel	700	04,09,63,B1,B5	37FS80JS##19YY	38FS80JS##19YY	S=Flat Tread; X=Crown Tread		
	700		37FS80JX4P19YY	38FS80JX4P19YY			
Ironman™ V-Groove	700		37NV80JT4P19YY	38NV80JT4P19YY			
Iron V-Groove	700	04, 09,48,60,57,12	37VG80JT##19YY	38VG80JT##19YY			
Conductive Nylon	700		37CY80JI6219YY	38CY80JI6219YY			
Conductive Ultraflex™	700		37CX80JL6419YY	38CX80JL6419YY			

*Springs must be replaced on a regular basis depends on application.

*Spring life is not under warranty.



6S/6R Heavy Duty Spring - Loaded Kingpinless Casters

- Swivel raceway machined from ASTM1045 steel and hardened for extreme wear and greater load capacity
- 5/16" compression at 500LB, Ultimate compress 3/4" at 1100LB
- 13/32" thick steel legs and double welded to yoke base
- Face contact brake is available
- 4-Positional lock available
- 13/32" thick top plate
- 3/4" axle with nut
- Zinc plated finish

6S/6R SERIES • CAPACITY 1100

6SPX10KO7025YY



6SPX10KO7025YY-0F0000



Top Plate Specifications			
Plate Code	Overall Size	Bolt Hole Pattern	Mounting Bolt Size
25	5-1/4" x 7-1/4"	2-7/16" x 4-15/16" slotted to 3-3/8" x 5-1/4"	1/2"
Wheel Diameter	Overall Height(unloaded)	Swivel Radius	
8"	11-1/4"	8"	
10"	13-1/4"	9"	
12"	15-1/4"	10"	



6S/6R SERIES • CAPACITY 1100

Wheel Diameter	Tread Width	Wheel Type	Load Capacity	Swivel caster part number shown below; to order Rigid casters change part number prefix S6 to R6				+Color
				Roller Bearings 24	Sealed Precision BB	Tapered Bearing	*Load Cap	
				Add options by replacing YY in part number with option designators.				
8"	2-1/2"	Yoke only		6SZZ80KZ8825YY				G,V
		Neo-Energizer	1100	6SEN80KB2325YY	6SEN80KB8925YY			
		Mold-On Rubber	850	6SRS80KB2325YY	6SRS80KB8925YY			
		Phenolic	1100	6SPH80KB2325YY	6SPH80KB8925YY			
		Polyon™	1100	6SPU80K+2325YY	6SPU80K+8925YY			
		EnergySaver Polyon™	1100	6SSW80KU2325YY	6SSW80KU8925YY	6SSW80KU7025YY		
		ErgoLastomer™	1100		6SHU80KI6525YY			
		Titan Polymer™	1100			6SPX80KO7025YY		
		Semi-Steel	1100	6SSS80KS2325YY	6SSS80KS8925YY			
		Ductile	1100	6SDS80KR2325YY	6SDS80KR8925YY	6SDS80KR7025YY		
		EnergySaver Ductile™	1100	6SCD80KR2325YY	6SCD80KR8925YY	6SCD80KR7025YY		
		Iron V-Groove	1100	6SVG80KT2325YY	6SVG80KT8925YY			
		Ductile Iron V-Groove	1100	6SDV80KT2325YY	6SDV80KT8925YY	6SDV80KT7025YY		
10"	2-1/2"	Yoke only		S6ZZ10KZ8825YY				G,V
		Mold-On Rubber	1000	6SRS10KB2325YY	6SRS10KB8925YY			
		Phenolic	1100	6SPH10KB2325YY	6SPH10KB8925YY			
		Polyon™	1100	6SPU10K+2325YY	6SPU10K+8925YY			
		EnergySaver Polyon™	1100	6SSW10KU2325YY	6SSW10KU8925YY	S6SW10KU7025YY		
		Titan Polymer™	1100			S6PX10KO7025YY		
		Semi-Steel	1100	6SSS10KS2325YY	6SSS10KS8925YY			
		Ductile	1100	6SDS10KR2325YY	6SDS10KR8925YY			
12"	2-1/2"	Yoke only		S6ZZ12KZ8825YY				G,V
		Mold-On rubber	1100	6SRS12KB2325YY	6SRS12KB8925YY			
		Phenolic	1100	6SPH12KB2325YY	6SPH12KB8925YY			
		Polyon™	1100	6SPU12KB2325YY	6SPU12KB8925YY			
		EnergySaver Polyon™	1100	6SSW12KU2325YY	6SSW12KU8925YY			
		Titan Polymer™	1100			S6PX12KO7025YY		
		Semi-Steel	1100	6SSS12KS2325YY	6SSS12KS8925YY			



59, T5 SERIES • CAPACITY 500

59, T5 Roadie - The Ultimate Case Caster

Swivel and Total Lock

- Ultra Strong, soft and flexible Elastomer wheel
- Roller bearings for excessive abuse
- 1/2" axle with grease fitting

T5RD40SUS310YY



59RD40SUS310YY



Top Plate Specifications

Plate Code	Overall Size	Bolt Hole Pattern	Mounting bolt Size
10	85mm x 103mm	60mm x 80mm	8mm
17	4" x 4-1/2"	2-5/8" x 3-5/8" to 3" x 3"	3/8"

Wheel Dia.	Tread Width	Load Capacity	Bearing Type	Overall Height	Swivel	Swivel Radius	Total Lock	Swivel Radius
4"	1-3/8"	500	Roller	5-5/16"	59RD40SUS3**YY	3-3/4"	T5RD40SUS3**YY	5"

Black Finished Caster

- Semi-gloss black finished for attractive appearance and corrosion resistance
- In stock and available in various series and sizes
- Various fastening patterns available
- For wheel selections, please refer to it series

03PO20IB8106RY



5AMA30IB0812RY



08SR20AI8053XY



07PO50GB82ZZYY



07HR50GB82ZZHY



LV0600V3



27NR50JB0417TY



13TP50GI4406YY





SC SERIES • CAPACITY 1600

Scaffold Casters

- Deep toothed gears for swivel lock and wheel simultaneously
- Integrated brake arm with fork legs
- Zinc plated finish

Warning:

DO NOT RIDE ROLLING TOWERS.
 Check that caster is securely locked before climbing scaffolding.
 Do not attempt to use if caster is faulty or has not been properly maintained.

SCHR50GB821075275RD

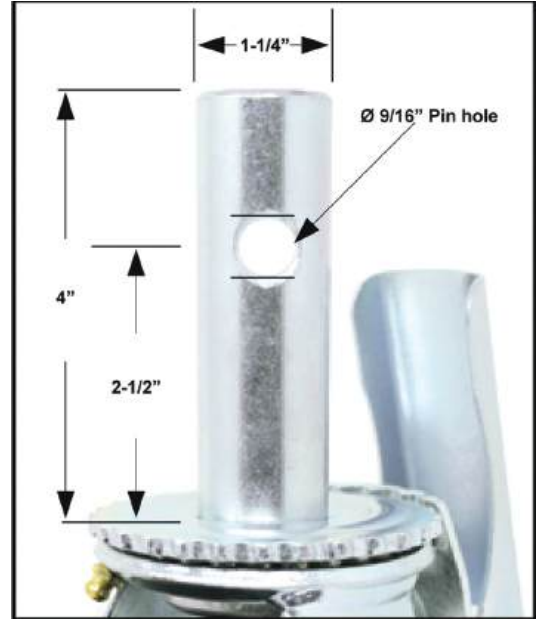


SCHR50GB821250400SQ



Wheel Dia.	Tread Width	Wheel Type	Load Capacity	Bearing Type	Part #	O.A.H.	Swivel Radius
5"	1-1/4"	Hard Rubber	250	Bushing	SCHR50GB821075275RD	6-1/4"	4-1/4"
					SCHR50GB821250400SQ		

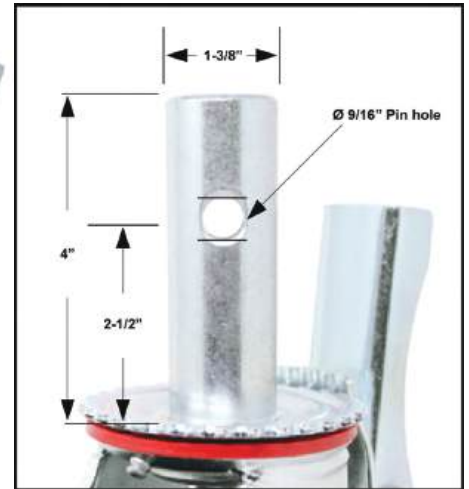
SCRS80JB041384



Wheel Dia.	Tread Width	Wheel Type	Load Capacity	Bearing Type	Part #	O.A.H.	Swivel Radius	Wheel Color
6"	2"	Mold on Rubber	440	Roller	SCRS60JB041254	7-5/16"	5"	
		Polyon™	440	Roller	SCPU60J+041254			G,V
		Poly-Pro™	440	Roller	SCPP60J+041254			D,I,K,M,U,W
8"	2"	Mold on Rubber	550	Roller	SCRS80JB041254	9	6-3/8	
		Polyon™	550	Roller	SCPU80J+041254			G,V
		Poly-Pro™	550	Roller	SCPP80J+041254			D,I,K,M,U,W

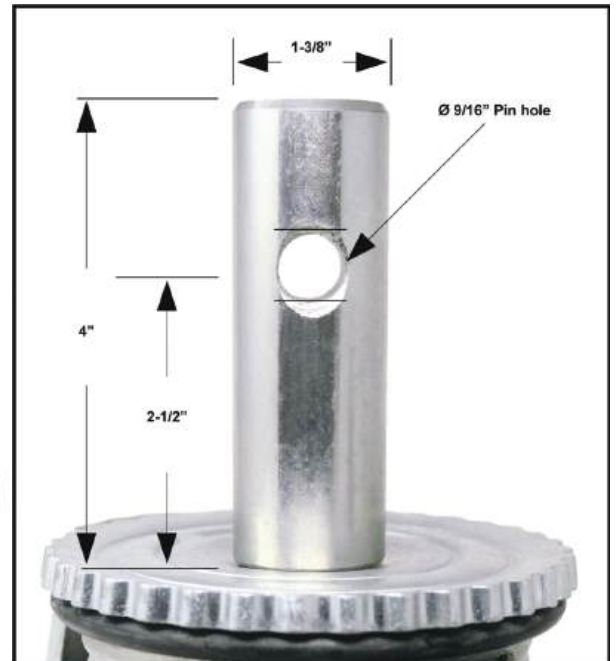
SCPP80JK041254

SCRS80LB241384



Wheel Dia.	Tread Width	Wheel Type	Load Capacity	Bearing Type	Part #	O.A.H.	Swivel Radius	Wheel Color
6"	2"	Mold on Rubber	440	Roller	SCRS60JB041384	7-5/16	5	
		Polyon™	440	Roller	SCPU60J+041384			G,V
		Poly-Pro™	440	Roller	SCPP60J+041384			D,I,K,M,U,W
8"	2"	Mold on Rubber	550	Roller	SCRS80JB041384	9-1/2	6	
		Polyon™	550	Roller	SCPU80J+041384			G,V
		Poly-Pro™	550	Roller	SCPP80J+041384			D,I,K,M,U,W

SCRA12QI241384



Wheel Dia.	Tread Width	Wheel Type	Load Capacity	Bearing Type	Part #	O.A.H.	Swivel Radius	Wheel Color
8"	3"	Mold on Rubber	850	Roller	SCRS80LB241384	10-1/4"	6-1/2"	
		Polyon™	1300		SCPU80L+241384			G,V
10"	3"	Rubber on aluminum	1000	Roller	SCRA10LI241384	12-1/4"	8"	
		Mold on Rubber			SCRS10LB241384			G,V
		Polyon™	1500		SCPU10L+241384			
12"	3"	Rubber on aluminum	1150	Roller	SCRA12LI241384	14-1/2"	9"	
		Mold on Rubber			SCRS12LB241384			G,V
		Polyon™	1600		SCPU12L+241384			



Adjustable Height Casters

- Adjustable heights for various reasons, such as cleaning, uneven floor, etc.
- Fit into variety of brake designs
- 1-5/8" adjustable leg
- Zinc plated finish

75PO40GB82F1-0H0000

75PP40GT47F1YY

75PO40GB82H5-0T0000



Swivel Radius			
Size	#75	#T3	#17
3"	3"	4-5/8"	4-3/8"
4"	3-13/32"	4-23/32"	4-3/8"
5"	4"	4-23/32"	4-3/8"

Fastening Options and Adjustable Range

Replace ** in part number with desired plate mount or stem mounted adjustable leg code

Fastener Code	Plate Size	Bolt Hole Pattern	Height Extension Range	Leg Length
E1	2-3/4" x 3-5/8"	1-3/4" x 2-7/8" to 3"	3/4"	1-25/32"
E2			3/4"	1-15/16"
E3			7/8"	3-9/16"
E4			1-5/8"	3-9/16"
E5			1/2"	1-3/8"
F1	3-1/2" X 3-1/2"	2-5/8" X 2-5/8" to 2-3/4" X 2-3/4"	3/4"	1-25/32"
F2			3/4"	1-15/16"
F3			7/8"	3-9/16"
F4			1-1/4"	3-9/16"
F5			1/2"	1-3/8"

Wheel Dia.	Adjustable Stem	Height					
		#75 Series(Swivel)		#T3 Series(Total Lock)		#17 Series(Total Lock)	
		Min.	Max.	Min.	Max.	Min.	Max.
3"	E1	5-29/32"	6-21/32"	5-29/32"	6-21/32"	6-1/32"	6-25/32"
	E2	6-1/16"	6-13/16"	6-1/16"	6-13/16"	6-3/16"	6-15/16"
	E3	7-11/16"	8-9/16"	7-11/16"	8-9/16"	7-13/16"	8-11/16"
	E4	7-11/16"	9-5/16"	7-11/16"	9-5/16"	7-13/16"	9-7/16"
	E5	5-1/2"	6"	5-1/2"	6"	5-5/8"	6-1/8"
	F1	5-29/32"	6-21/32"	5-29/32"	6-21/32"	6-1/32"	6-25/32"
	F2	6-1/16"	6-13/16"	6-1/16"	6-13/16"	6-3/16"	6-15/16"
	F3	7-11/16"	8-9/16"	7-11/16"	8-9/16"	7-13/16"	8-11/16"
	F4	7-11/16"	9-5/16"	7-11/16"	9-5/16"	7-13/16"	9-7/16"
	F5	5-1/2"	6"	5-1/2"	6"	5-5/8"	6-1/8"
3-1/2"	E1	6-11/32"	7-3/32"	6-11/32"	7-3/32"	6-13/32"	7-5/32"
	E2	6-1/2"	7-1/4"	6-1/2"	7-1/4"	6-9/16"	7-5/16"
	E3	8-1/8"	9"	8-1/8"	9"	8-3/16"	9-1/16"
	E4	8-1/8"	9-3/4"	8-1/8"	9-3/4"	8-3/16"	9-13/16"
	E5	5-15/16"	6-7/16"	5-15/16"	6-7/16"	6"	6-1/2"
	F1	6-11/32"	7-3/32"	6-11/32"	7-3/32"	6-13/32"	7-5/32"
	F2	6-1/2"	7-1/4"	6-1/2"	7-1/4"	6-9/16"	7-5/16"
	F3	8-1/8"	9"	8-1/8"	9"	8-3/16"	9-1/16"
	F4	8-1/8"	9-3/4"	8-1/8"	9-3/4"	8-3/16"	9-13/16"
	F5	5-15/16"	6-7/16"	5-15/16"	6-7/16"	6"	6-1/2"
4"	E1	6-29/32"	7-21/32"	6-29/32"	7-21/32"	6-29/32"	7-21/32"
	E2	7-1/16"	7-13/16"	7-1/16"	7-13/16"	7-1/16"	7-13/16"
	E3	8-11/16"	9-9/16"	8-11/16"	9-9/16"	8-11/16"	9-9/16"
	E4	8-11/16"	10-5/16"	8-11/16"	10-5/16"	8-11/16"	10-5/16"
	E5	6-1/2"	7"	6-1/2"	7"	6-1/2"	7"
	F1	6-29/32"	7-21/32"	6-29/32"	7-21/32"	6-29/32"	7-21/32"
	F2	7-1/16"	7-13/16"	7-1/16"	7-13/16"	7-1/16"	7-13/16"
	F3	8-11/16"	9-9/16"	8-11/16"	9-9/16"	8-11/16"	9-9/16"
	F4	8-11/16"	10-5/16"	8-11/16"	10-5/16"	8-11/16"	10-5/16"
	F5	6-1/2"	7"	6-1/2"	7"	6-1/2"	7"
5"	E1	8-1/32"	8-25/32"	8-1/32"	8-25/32"	8-1/32"	8-25/32"
	E2	8-3/16"	8-15/16"	8-3/16"	8-15/16"	8-3/16"	8-15/16"
	E3	9-13/16"	10-11/16"	9-13/16"	10-11/16"	9-13/16"	10-11/16"
	E4	9-13/16"	11-7/16"	9-13/16"	11-7/16"	9-13/16"	11-7/16"
	E5	7-5/8"	8-1/8"	7-5/8"	8-1/8"	7-5/8"	8-1/8"
	F1	8-1/32"	8-25/32"	8-1/32"	8-25/32"	8-1/32"	8-25/32"
	F2	8-3/16"	8-15/16"	8-3/16"	8-15/16"	8-3/16"	8-15/16"
	F3	9-13/16"	10-11/16"	9-13/16"	10-11/16"	9-13/16"	10-11/16"
	F4	9-13/16"	11-7/16"	9-13/16"	11-7/16"	9-13/16"	11-7/16"
	F5	7-5/8"	8-1/8"	7-5/8"	8-1/8"	7-5/8"	8-1/8"



ADJUSTABLE SERIES • CAPACITY 300

Wheel Dia	Tread Width	Wheel Type	Load Capacity	Bearing Type	T3 Series Swivel Caster	17 Series Swivel Caster	75 Series Swivel Caster	Color	
3"	1-1/4"	Yoke and axle/nut				T3ZZ30GZ82**YAN	17ZZ30GZ82**YAN	75ZZ30GZ82**YAN	
		Soft Rubber	300	Plain	T3SR30GB82**YY	17SR30GB82**YY	75SR30GB82**YY		
				Ball	T3SR30GB42**YY	17SR30GB42**YY	75SR30GB42**YY		
		Normadic™	300	Delrin	T3NM30GI5A**YY	17NM30GI5A**YY	75NM30GI5A**YY		
				Annular	T3NM30GI43**YY	17NM30GI43**YY	75NM30GI43**YY		
		Thermo-Pro™	210	Precision	T3TP30GI44**YY	17TP30GI44**YY	75TP30GI44**YY	T,Y	
				Precision	T3TP30G+47**YY	17TP30G+47**YY	75TP30G+47**YY		
				Sleeve	T3TP30G+90**YY	17TP30G+90**YY	75TP30G+90**YY		
		Poly-Pro™	300	Ball	T3PP30G+42**YY	17PP30G+42**YY	75PP30G+42**YY	K,W	
				Precision	T3PP30G+44**YY	17PP30G+44**YY	75PP30G+44**YY	A,D,I,K,S	
					T3PP30G+47**YY	17PP30G+47**YY	75PP30G+47**YY		
				Delrin	T3PP30G+55**YY	17PP30G+55**YY	75PP30G+55**YY	K,W,P	
		Polymadic™	300	Sleeve	T3PP30G+90**YY	17PP30G+90**YY	75PP30G+90**YY	T,Y	
				Delrin	T3PM30GM5A**YY	17PM30GM5A**YY	75PM30GM5A**YY		
		Polyon AL™	350	Annular	T3PM30GM43**YY	17PM30GM43**YY	75PM30GM43**YY		
				Annular	T3PA30GL43**YY	17PA30GL43**YY	75PA30GL43**YY		
		Hard Rubber	300	Ball	T3HR30GB42**YY	17HR30GB42**YY	75HR30GB42**YY		
				Plain	T3HR30GB82**YY	17HR30GB82**YY	75HR30GB82**YY		
		GRAYROK™	300	Plain	T3RK30GI82**YY	17RK30GI82**YY	75RK30GI82**YY		
		Polyolefin	250	Plain	T3PO30G+82**YY	17PO30G+82**YY	75PO30G+82**YY	B,Z	
300	Sleeve		T3PO30G+90**YY	17PO30G+90**YY	75PO30G+90**YY	J,Z			
	Ball		T3PO30GZ42**YY	17PO30GZ42**YY	75PO30GZ42**YY				
H.D. Polyolefin	300	Plain	T3HP30G+82**YY	17HP30G+82**YY	75HP30G+82**YY				
3-1/2"	1-1/4"	yoke and axle/nut				T3ZZ35GZ82**YAN	17ZZ35GZ82**YAN	75ZZ35GZ82**YAN	
		Soft Rubber	350	Plain	T3SR35GB82**YY	17SR35GB82**YY	75SR35GB82**YY		
		Rubber/Alu	250	Annular	T3RA35GI43**YY	17RA35GI43**YY	75RA35GI43**YY		
		Nomadic™	300	Delrin	T3NM35G+5A**YY	17NM35G+5A**YY	75NM35GI5A**YY	I, L	
				Annular	T3NM35GI43**YY	17NM35GI43**YY	75NM35GI43**YY		
		Thermo-Pro™	230	Precision	T3TP35GI44**YY	17TP35GI44**YY	75TP35GI44**YY	T,Y	
				Precision	T3TP35G+47**YY	17TP35G+47**YY	75TP35G+47**YY		
				Sleeve	T3TP35G+90**YY	17TP35G+90**YY	75TP35G+90**YY		
		Poly-Pro™	300	Ball	T3PP35G+42**YY	17PP35G+42**YY	75PP35G+42**YY	K,W,P	
				Precision	T3PP35G+44**YY	17PP35G+44**YY	75PP35G+44**YY	A,D,I,K,S	
					T3PP35G+47**YY	17PP35G+47**YY	75PP35G+47**YY	T,Y	
				Delrin	T3PP35G+55**YY	17PP35G+55**YY	75PP35G+55**YY	K.W.P	
		Polymadic™	325	Sleeve	T3PP35G+90**YY	17PP35G+90**YY	75PP35G+90**YY	T,Y	
				Delrin	T3PM35GM5A**YY	17PM35GM5A**YY	75PM35GM5A**YY		
		Polyon AL™	350	Annular	T3PM35GM43**YY	17PM35GM43**YY	75PM35GM43**YY		
				Annular	T3PA35G+43**YY	17PA35G+43**YY	75PA35GL43**YY	L, M	
		Hard Rubber	300	Plain	T3HR35GB82**YY	17HR35GB82**YY	75HR35GB82**YY		
				Ball	T3HR35GB42**YY	17HR35GB42**YY	75HR35GB42**YY		
		Polyolefin	300	Plain	T3PO35GZ82**YY	17PO35GZ82**YY	75PO35G+82**YY		
				Sleeve	T3PO35GJ90**YY	17PO35GJ90**YY	75PO35G+90**YY	B,Z	
Ball	T3PO35GZ42**YY			17PO35GZ42**YY	75PO35GZ42**YY	J,Z			
H.D. Polyolefin	350	Plain	T3PH35GB99**YY	17PH35GB99**YY	75HP35G+82**YY	B, E			



ADJUSTABLE SERIES • CAP 300

Wheel Dia	Tread Width	Wheel Type	Load Capacity	Bearing Type	T3 Series Swivel Caster	17 Series Swivel Caster	75 Series Swivel Caster	Color	
4"	1-1/4"	Yoke and axle/nut				T3ZZ40GZ82**YAN	17ZZ40GZ82**YAN	75ZZ40GZ82**YAN	
		Soft Rubber	350	Plain	T3SR40GB82**YY	17SR40GB82**YY	75SR40GB82**YY		
			350	Ball	T3SR40GB42**YY	17SR40GB42**YY	75SR40GB42**YY		
		Rubber/Alu	250	Annular	T3RA40GI43**YY	17RA40GI43**YY	75RA40GI43**YY		
		Normadic™	300	Delrin	T3NM40GI5A**YY	17NM40GI5A**YY	75NM40GI5A**YY		
				Annular	T3NM40GI43**YY	17NM40GI43**YY	75NM40GI43**YY		
		Conductive	250	Precision	T3CN40GI44**YY	17CN40GI44**YY	75CN40GI44**YY		
		Thermo-Pro™	250	Precision	T3TP40GI44**YY	17TP40GI44**YY	75TP40GI44**YY		
				Precision	T3TP40G+47**YY	17TP40G+47**YY	75TP40G+47**YY	T,Y	
				Sleeve	T3TP40G+90**YY	17TP40G+90**YY	75TP40G+90**YY	T,Y	
		Poly-Pro™	350	Ball	T3PP40G+42**YY	17PP40G+42**YY	75PP40G+42**YY	W,K,P	
				Precision	T3PP40G+44**YY	17PP40G+44**YY	75PP40G+44**YY		
					T3PP40G+47**YY	17PP40G+47**YY	75PP40G+47**YY		
				Delrin	T3PP40G+55**YY	17PP40G+55**YY	75PP40G+55**YY		
		Polymadic™	350	Sleeve	T3PP40G+90**YY	17PP40G+90**YY	75PP40G+90**YY		
				Delrin	T3PM40GM5A**YY	17PM40GM5A**YY	75PM40GM5A**YY		
		Polyon AL™	350	Annular	T3PM40GM43**YY	17PM40GM43**YY	75PM40GM43**YY		
				Annular	T3PA40GL43**YY	17PA40GL43**YY	75PA40GL43**YY		
		Hard Rubber	350	Plain	T3HR40GB82**YY	17HR40GB82**YY	75HR40GB82**YY		
				Ball	T3HR40GB42**YY	17HR40GB42**YY	75HR40GB42**YY		
		Polyolefin	350	Plain	T3PO40G+82**YY	17PO40G+82**YY	75PO40G+82**YY	B,Z	
				Sleeve	T3PO40G+90**YY	17PO40G+90**YY	75PO40G+90**YY	J,Z	
				Ball	T3PO40GZ42**YY	17PO40GZ42**YY	75PO40GZ42**YY		
		H.D. Polyolefin	350	Plain	T3HP40G+82**YY	17HP40G+82**YY	75HP40G+82**YY	B,E	
5"	1-1/4"	Yoke and axle/nut				T3ZZ50GZ82**YAN	17ZZ50GZ82**YAN	75ZZ50GZ82**YAN	
		Soft Rubber	350	Plain	T3SR50GB82**YY	17SR50GB82**YY	75SR50GB82**YY		
				Ball	T3SR50GB42**YY	17SR50GB42**YY	75SR50GB42**YY		
		Rubber/Alu	275	Annular	T3RA50GI43**YY	17RA50GI43**YY	75RA50GI43**YY		
		Nomadic™	325	Delrin	T3NM50GI5A**YY	17NM50GI5A**YY	75NM50GI5A**YY		
				Annular	T3NM50GI43**YY	17NM50GI43**YY	75NM50GI43**YY		
		Conductive	275	Precision	T3CN50GI44**YY	17CN50GI44**yy	75CN50GI44**yy		
		Thermo-Pro™	300	Precision	T3TP50GI44**YY	17TP50GI44**YY	75TP50GI44**YY		
				Precision	T3TP50G+47**YY	17TP50G+47**YY	75TP50G+47**YY	T,Y	
				Sleeve	T3TP50G+90**YY	17TP50G+90**YY	75TP50G+90**YY		
		Poly-Pro™	350	Ball	T3PP50G+42**YY	17PP50G+42**YY	75PP50G+42**YY	C,K,P,W	
				Precision	T3PP50G+44**YY	17PP50G+44**YY	75PP50G+44**YY	I,A,D,S	
				Precision	T3PP50G+47**YY	17PP50G+47**YY	75PP50G+47**YY		
				Delrin	T3PP50G+55**YY	17PP50G+55**YY	75PP50G+55**YY	C,K,P,W	
		Polymadic™	350	Sleeve	T3PP50G+90**YY	17PP50G+90**YY	75PP50G+90**YY	T,Y	
				Delrin	T3PM50GM5A**YY	17PM50GM5A**YY	75PM50GM5A**YY		
		Polyon AL™	350	Annular	T3PM50GM43**YY	17PM50GM43**YY	75PM50GM43**YY		
				Annular	T3PA50GL43**YY	17PA50GL43**YY	75PA50GL43**YY		
		Hard Rubber	350	Plain	T3HR50GB82**YY	17HR50GB82**YY	75HR50GB82**YY		
				Ball	T3HR50GB42**YY	17HR50GB42**YY	75HR50GB42**YY		
		Polyolefin	350	Plain	T3PO50G+82**YY	17PO50G+82**YY	75PO50G+82**YY	B,Z	
				Sleeve	T3PO50G+90**YY	17PO50G+90**YY	75PO50G+90**YY	J,Z	
				Ball	T3PO50GZ42**YY	17PO50GZ42**YY	75PO50GZ42**YY		
		H.D. Polyolefin	350	Plain	T3HP50G+82**YY	17HP50G+82**YY	75HP50G+82**YY	B,E	

Adjustable Height Casters Continued

- Adjustable heights for various reasons, such as cleaning uneven floor, etc.
- 1-5/8" and 2" O.D. Stainless steel adjustable legs
- Fit into variety of brake designs
- Zinc plated finish

75HP40GB47-0V0000

75PP40GT9047YY



ADJUSTABLE SERIES • CAPACITY 300

1-5/8" O.D. Caster Leg								
Wheel Dia.	Tread Width	Mounting Plate	Min. O.A.H.	Adj. Range	Max. O.A.H.	Wheel Type	Load Capacity	Part Number
3"	1-1/4"	3-1/2" x 3-1/2" with bolt hole 2-5/8" x 2-5/8" to 2-3/4" x 2-3/4" mounting bolt 5/16"	6"	1/2"	7"	Polyolefin	200	75HP30GB82G1YY
						Polyurethane	200	75PP30GT90G1YY
4"	1-1/4"		7-1/2"	1"	8-1/2"	Polyolefin	275	75HP40GB82G2YY
						Polyurethane	275	75PP40GB82G2YY
			8-1/2"	1-3/8"	9-7/8"	Polyolefin	275	75HP40GB82G3YY
						Polyurethane	275	75PP40GT90G3YY
5"	1-1/4"	8-1/2"	1"	9-1/2"	Polyolefin	300	75HP50GB82G2YY	
					Polyurethane	300	75PP50GT90G2YY	
4"	1-1/4"	2-3/8" x 3-5/8" bolt hole 1-3/4" x 2-7/8" to 3-5/8"	8-1/2"	1-3/8"	9-7/8"	Polyolefin	275	75HP40GB82G0YY
						Polyurethane	275	75PP40GT90G0YY

75PP50GT90G5YY



1-5/8" O.D. Caster Leg								
Wheel Dia.	Tread Width	Mounting Plate	Min. O.A.H.	Adj. Range	Max. O.A.H.	Wheel Type	Load Capacity	Part Number
3"	1-1/4"	STUD w/thread 1/2" - 13 x 3/4"	6"	1/2"	7"	Polyolefin	200	75HP30GB82G4YY
						Polyurethane	200	75PP30GT90G4YY
4"	1-1/4"		6-1/4"	1-1/4"	7-1/2"	Polyolefin	275	75HP40GB82G9YY
						Polyurethane	275	75PP40GT90G9YY
			7-1/2"	1"	8-1/2"	Polyolefin	275	75HP40GB82G5YY
						Polyurethane	275	75PP40GT90G5YY
5"	1-1/4"		8-1/2"	1"	9-1/2"	Polyolefin	300	75HP50GB82G5YY
						Polyurethane	300	75PP50GT90G5YY



Adjustable Height Casters Continued

75HP40GB82H5-0V0000



1-5/8" O.D. Caster Leg

Wheel Dia.	Tread Width	Mounting Plate	Min. O.A.H.	Adj. Range	Max. O.A.H.	Wheel Type	Load Capacity	Part Number
4"	1-1/4"	3-1/2" x 3-1/2" w/ bolt hole 2-5/8" x 2-5/8"	6.20"	1"	7.20"	Polyolefin	275	75HP40GB82H5YY
						Polyurethane	275	75PP40GB82H5YY

75HP50GB82G6-0V0000



2" O.D. Caster Leg

Wheel Dia.	Tread Width	Mounting Plate	Min. O.A.H.	Adj. Range	Max. O.A.H.	Wheel Type	Load Capacity	Part Number
5"	1-1/4"	STUD 3/4" - 10 x 3/4"	8-3/4"	1"	9-1/2"	Polyolefin	300	75HP50GB82G6YY

ADJUSTABLE SERIES • CAP 300

INVERTED CARGO CASTERS

- Thread guards to protect bearings from dirt and debris

Different designs to meet different priorities and needs.

A3, H3, 03 casters are budget friendly and reliable.

- Sealed dual ball bearings raceway
- 1/8" formed steel construction
- Diamond Plate
- Zinc Plated finish

03PO31IB82DPLDG



A3HR30GB41DPGL



H3NY30GB41DPGL



PR Casters have exceptional structures for premier requirements

- Sealed precision ball bearings in swivel raceway and wheel
- Available in both Diamond and rectangle plate
- 1/8" formed steel construction
- Shock resistant nylon wheel
- Optional attachable toe guards
- Yellow dichromate finish

PRNY7062DPT125



PRNY7062SPT120

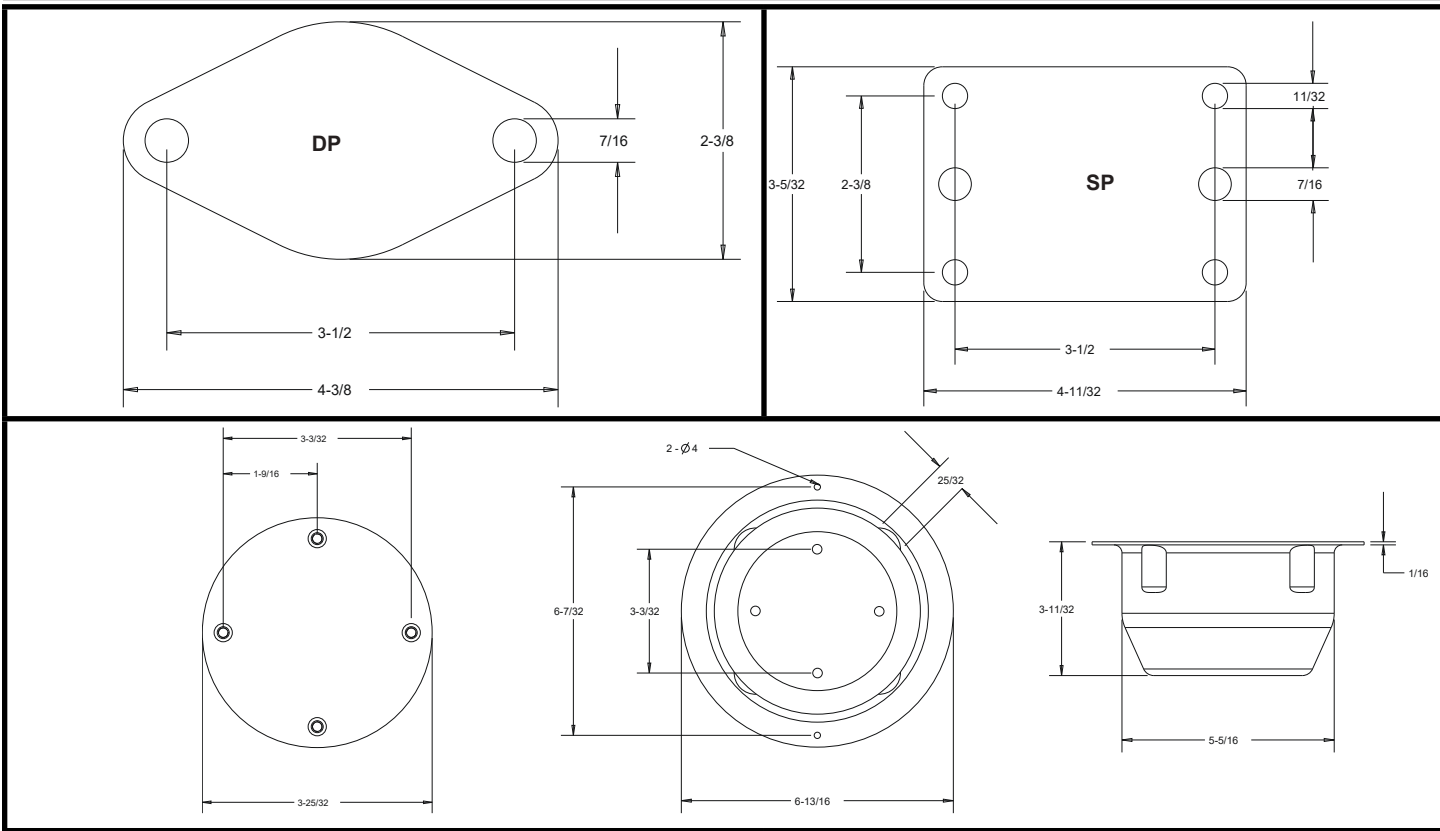


PRNY5862SPTGI





Mounting Options:



Description advantage of MOTO™

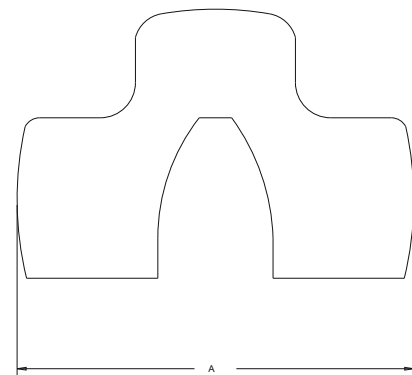
Moto™ combines mounting bracket with toe guard. It simplifies the sorting cart's manufacturing and improves cost saving.

Moto™ requires a hole on the sorting deck 146.5mm to 147.5mm.

Part No.	Wheel Diameter	Wheel Width	Wheel Material	Load Capacity	Wheel Bearing Type	Top Plate	Overall Height	Swivel Radius	Above Toe Guards(a)
A3HR30GB41DPLDG	3"	1-1/4"	Hard Rubber	275	Ball bearing	Diamond	3-25/32"	2-5/8"	N/A
H3NY30GB41DPLDG	3"	1-1/4"	Nylon	600	Ball bearing	Diamond	4-1/32"	2-3/8"	
03PO31B36DPLDG	3"	1-3/16"	Polyolefin	400	Roller bearing	Diamond	3-25/32"	2-5/8"	
03PO31B62DPLDG				400	Precision	Diamond			
03MA31B36DPLDG			Maxrok™	500	Roller bearing	Diamond			
03MA31B62DPLDG				500	Precision	Diamond			
03PH31B36DPLDG			Phenolic	500	Roller bearing	Diamond			
PRNY5862DP			2-1/4"(58mm)	1-11/32"(34mm)	Nylon	550			Precision
PRNY5862SP	Rectangular								
PRNY5862SPTGI	Rectangular								
PRNY7062DP	2-3/4"(70mm)	1-11/32"(34mm)	550	Diamond		4"	2-3/8"	3/4"	
PRNY7062SP			Rectangular						

**add the toe guard by adding the toe guard number as suffix to the caster part number.

Toe Guard Dimensions	
Part Number	Radius (A)
T106	106mm(4-11/64")
T120	120mm(4-23/32")
T125	125mm(4-59/64")
T145	145mm(5-23/32")
TGI	120mm(4-23/32")





Fendy™ Series

Application: display and store fixtures, electronic equipment, medical equipment, audio/visual equipment and furniture

Nylon Twin Wheel Casters

•All black



Wheel Diameter	Swivel Radius	Tread Material	Dynamic Load (Pounds)	Mounting Height	Base Model # (Add fastening code)	Brake Base Model # (Add fastening code)	Fastening Selection Replace ** with a desired plate or stem
50mm	1-13/16"	Nylon Black	75	Stem: 2-1/4"	TN050BK**S	TN050BK**B	Thread Stem: A2, 31, 60, 61 Grip Ring: 53, 91 Plate: P4
	Brake: 2-3/8"			Plate: 2-3/8"			
75mm	2-1/2"	Nylon Black	165	Stem: 3-1/4"	TN075BK**S	TN075BK**B	Thread Stem: 60, 61, 67, 68 Grip Ring Stem: 53, 91, 97 Plate: P4, P5, 06
	Brake: 3-3/16"			Plate: 3-1/2"			
100mm	3-5/8"	Nylon Black	175	Stem: 5-7/16"	TN100BK**S	TN100BK**B	Thread Stem: 60, 61, 67, 68 Grip Ring Stem: 90, 91 Plate: P5, 06
	Brake: 4-1/2"			Plate: 5-5/8"			
125mm	4-1/2"	Nylon Black	180	Stem: 5-7/16"	TN125BK**S	TN125BK**B	Thread Stem: 67, 68 Grip Ring Stem: 90, 91 Plate: P5, 06
	Brake: 5-1/8"			Plate: 5-5/8"			

Max TR Twin Wheel Casters

•Constructed from premium thermoplastic rubber tread, Shore 75 - 80 A

•Quiet and protects floor



Wheel Diameter	Swivel Radius	Tread Material	Dynamic Load	Mounting Height	Color	Base Model # (Add Fastening code)	Brake Base Model # (Add fastening Code)	Fastening Selection Replace ** with a desired plate or stem
50mm	1-13/16"	Thermoplastic Elastomer	75	Stem: 2-1/4"	Black Body/Black Tread	TR050BK**S	TR050BK**B	Thread Stem: A2, 31, 60, 61 Grip Ring: 53, 91 Plate: P4
	Brake: 2-3/8"			Gray Body/Dark Gray Tread	TR050BT**S	TR050BT**B		
75mm	2-1/2"	Thermoplastic Elastomer	165	Stem: 3-1/4"	Black Body/Black Tread	TR075BK**S	TR075BK**B	Thread Stem: 60, 61, 67, 68 Grip Ring Stem: 53, 91, 97 Plate: P4, P5, 06
	Brake: 3-3/16"			Gray Body/Dark Gray Tread	TR075BT**S	TR075BT**B		
100mm	3-5/8"	Thermoplastic Elastomer	175	Stem: 5-7/16"	Black Body/Black Tread	TR100BK**S	TR100BK**B	Thread Stem: 60, 61, 67, 68 Grip Ring Stem: 90, 91 Plate: P5, 06
	Brake: 4-1/2"			Gray Body/Dark Gray Tread	TR100BT**S	TR100BT**B		
	Brake: 5-1/8"			Gray Body/Dark Gray Tread	TR125BT**S	TR125BT**B		

MAX SERIES • CAPACITY 175



Max TU Twin Wheel Caster

•Polyurethane tread to protect floor

TU050BKP4S



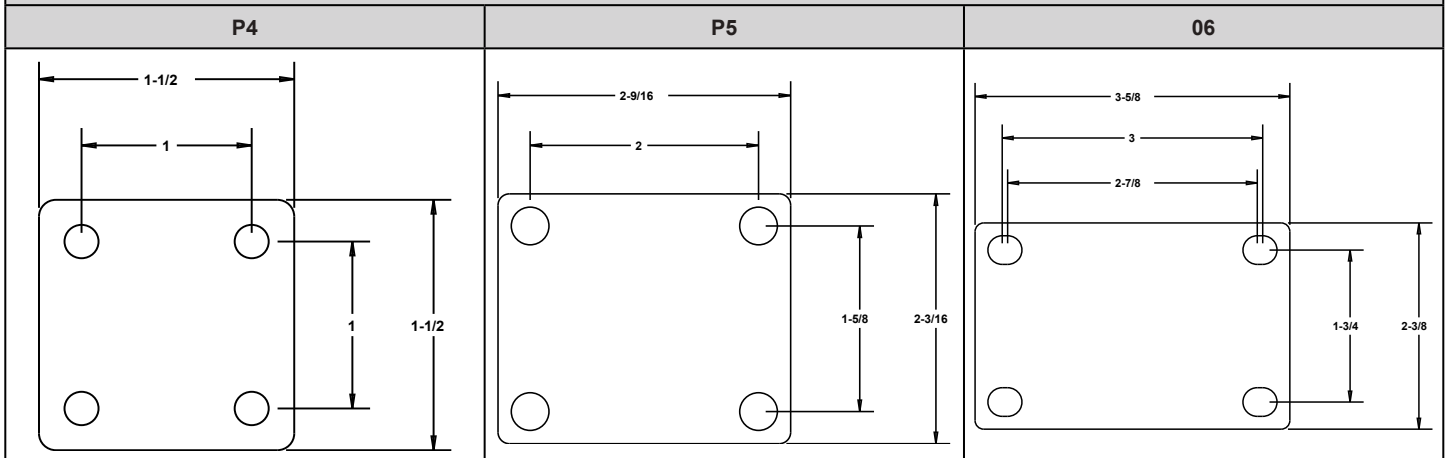
TU050BK31S



Wheel Diameter	Swivel Radius	Tread Material	Dynamic Load (Pounds)	Mounting Height	Base Model # (Add fastening code)	Brake Base Model # (Add fastening Code)	Fastening Selection (Replace ** with a desired plate or stem)
50mm	1-13/16"	Nylon Black	75	Stem: 2-1/4"	TU050BK**S	TU050BK**B	Thread Stem: 31, 60, 61 Grip Ring: 53, 91 Plate: P4
	Brake: 2-3/8"			Plate: 2-3/8"			
75mm	2-1/2"	Nylon Black	165	Stem: 3-1/4"	TU075BK**S	TU075BK**B	Thread Stem: 60, 61, 67, 68 Grip Ring Stem: 53, 91, 97 Plate: P4, P5, 06
	Brake: 3-3/16"			Plate: 3-1/2"			
100mm	3-5/8"	Nylon Black	175	Stem: 5-7/16"	TU100BK**S	TU100BK**B	Thread Stem: 60, 61, 67, 68 Grip Ring Stem: 90, 91 Plate: P5, 06
	Brake: 4-1/2"			Plate: 5-5/8"			
125mm	4-1/2"	Nylon Black	180	Stem: 5-7/16"	TU125BK**S	TU125BK**B	Thread Stem: 67, 68 Grip Ring Stem: 90, 91 Plate: P5, 06
	Brake: 5-1/8"			Plate: 5-5/8"			

Code	Type	Specification	
83	Thread	1/4-20X1/2	
A2		1/4-20X3/4	
32		5/16-18X3/4	
31		5/16 - 18 x 1	
60		3/8-16 x 3/4	
61		3/8-16 x 1	
67		1/2-13 x 1	
68		1/2-13 x 1-1/2	
53		Grip Ring	7/16 x 7/8
90			7/16 x 1-3/16
91	7/16 x 1-3/8		
97	7/16 x 2		

Plates



MAX SERIES • CAPACITY 175



POLIMED™ P5/PT/PD Series Composite Polymer Casters

- Modern attractive design, injection molded from reinforced nylon polymer
- Strong, lightweight, corrosion & chemical resistant
- Sealed precision bearings in raceway & wheel
- Swivel, Total Lock and Directional Lock
- Non-Marking

POLIMED SERIES • CAPACITY 300



Fastening Option (Replace ** in part number with desired plate or stem code)							
Plate	Overall Size	Bolt Hole Pattern			Mounting Bolt Size		
06	2-3/8" x 3-5/8"	1-3/4" x 2-7/8" slotted to 3"			5/16"		
Stem Code	Size	Stem Type	Stem Code	Modular Stem Part#			
67	1/2" - 13 x 1"	Threaded	ZZ	1/2" I.D. Hollow Kingpin			
68	1/2" - 13 x 1-1/2"	Threaded	S1	1/2" - 13 x 4"	Threaded	S7STTS1	
70	1/2" - 13 x 2-3/4"	Threaded	S2	5/8" - 11 x 4"	Threaded	S7STTS2	
C1	1/2"-13 x 4"	Threaded	S3	3/4" - 10 x 6"	Threaded	S7STTS3	
C2	5/8" - 11 x 4	Threaded	51	3/4" x 2" CRX DRL	Octagon	S7STS51	
91	7/16" x 1-3/8"	Grip Ring	42	7/8" x 2" CRX DRL	Octagon	S7STS42	
			95	.846" x 2-3/16"	Grip Ring	S7STG95	
			57	3/4" x 2"	Round w/3 CRX DRL	S7STR57	

* For more fastening, please refer to modular stem caster

Expandable Adaptor Stem						
Round Expandable Adapter Stem			Square Expandable Adapter Stem			
Stem Code	Expandable Range	Fit Tubing I.D.	Stem Code	Expandable Range	Fit Tubing I.D.	
71	0.720" - 0.851"	3/4"	R1	0.720" - 0.851"	3/4"	
72	0.852" - 0.927"	7/8"	R2	0.852" - 0.927"	7/8"	
7B	0.900" - 0.980"	15/16"	R3	0.928" - 1.029"	1"	
73	0.928" - 1.029"	1"	R4	1.030" - 1.140"	1-1/8"	
7A	1.020" - 1.070"	1-1/16"	R5	1.360" - 1.425"	1-3/8"	
74	1.110" - 1.180"	1-1/8"	R6	1.426" - 1.589"	1-1/2"	
78	1.178" - 1.303"	1-3/16"	R7	1.790" - 1.850"	1-7/8"	
75	1.360" - 1.425"	1-3/8"	U2	0.852" - 0.927"	7/8"	
76	1.426" - 1.589"	1-1/2"	U5	1.360" - 1.425"	1-3/8"	
77	1.790" - 1.850"	1-7/8"				

Wheel Diameter	Tread Width	Wheel Type	Load Capacity	Swivel Caster	Swivel Radius	Swivel	Swivel Radius	Swivel	Overall Height
						Total-Lock Caster		Directional-Lock Caster	
3"	1-1/4"	Thermo-Pro™	250	P5TP30GI44**YY	2-3/4"	PTTP30GI44**YY	3-3/4"	PDTP30GI44**YY	4-3/4"
4"	1-1/4"		275	P5TP40GI44**YY	3-7/16"	PTTP40GI44**YY	4-7/16"	PDTP40GI44**YY	5-3/4"
5"	1-1/4"		300	P5TP50GI44**YY	4"	PTTP50GI44**YY	4-7/16"	PDTP50GI44**YY	6-7/8"
6"	1-1/4"		300	P5TP60GI44**YY	4-9/16"	PTTP60GI44**YY	4-9/16"	PDTP60GI44**YY	7-11/16"

Note: POLIMED™ caster is designed for perfect smooth floor. It is not design to absorb shock from uneven floor or ride.



POLIMA-SWIVEL, TOTAL LOCK & DIRECTIONAL LOCK CASTERS

- Sealed precision bearings raceway provides best swivel mobility and keeps from hair, water and small debris
- Wheel has sealed precision ball bearings for best performance and durability
- Applications: Medical Equipment, Utility Carts, and Fixtures
- Strong nylon construction with polyurethane

PL05PUBLT67



PL05PUBSWB6



Plate Code		Overall Size		Bolt Hole Pattern		Mounting Bolt Size		
B6		2-1/2" x 3-5/8"		1-3/4" x 2-13/16" to 3-1/16"		5/16"		
P5		2-5/8" x 3"		1-5/8" x 1-31/32" to 2" x 2-13/32"		5/16"		
Stem Code			Size			Stem Type		
67			1/2" - 13 x 1"			Threaded		
M2			M12 - 1.75 x 1"			Metric Threaded		
M6			M16 - 2.0 x 25/32"					
Wheel Diameter	Tread Width	Wheel type	Load Capacity	Overall Height	Swivel Part No.	Total Lock Part No.	Directional Lock Part No.	Swivel Radius
3"	2-5/16"	Polyurethane Gray	165	4-1/8"	PL03PUBSW**	PL03PUBTT**	PL03PUBDL**	2-5/16"
4"	2-39/64"	Polyurethane Gray	220	5-3/8"	PL04PUBSW**	PL04PUBTT**	PL04PUBDL**	3-1/8"
5"	3"	Polyurethane Gray	246	6-3/8"	PL05PUBSW**	PL05PUBTT**	PL05PUBDL**	4"

ALPHA SERIES

- Sealed precision ball bearings in swivel and wheel
- Soft premium non-marking thermo rubber, Shore 65-70 A

ALTP4GS91



ALTP4BS67



Wheel Diameter	Tread Width	Swivel Radius	Mounting Height	Tread Material	Dynamic Load	Color	Base Model # (Add Fastening code)	Brake Base Model # (Add fastening Code)	Fastening Selection Replace ** with a desired plate or stem
3"	1"	2-15/16" w/brake 3-3/4"	4"	Thermo Rubber	110	WHITE	ALTP3IS**	ALTP3IB**	Thread 31,60,62,67,68 Grip Ring 53,91
						GREY	ALTP3GS**	ALTP3GB**	
						BLACK	ALTP3BS**	ALTP3BB**	
4"	1-1/4"	3-3/4" w/brake 4-1/8"	Stem 5-3/8" Plate 5-5/8"	Thermo Rubber	225	WHITE	ALTP4IS**	ALTP4IB**	Thread 67,68 Grip Ring 91 Plate 06
						GREY	ALTP4GS**	ALTP4GB**	
						BLACK	ALTP4BS**	ALTP4BB**	



Shopping Cart Caster

- Specifically designed stem with key lock to fit shopping Carts
- 5/16" axle

20PP50GP50SCYY



SHOPPING SERIES • CAPACITY 250

Wheel Dia.	Tread Width	Wheel Type	Load Capacity	Bearing Type	Swivel Caster Part #	Over Height	Swivel Radius	Wheel Replacement #
5	1-1/4	Yoke only w/ axle & nuts	250	Precision BB	20ZZ50GZ81SCYY	5-15/16"	4"	
		Poly-Pro™			20PP50GP50SCYY			PP50GP50
		Anti-Static Poly-Pro™			20TU50GP50SCYY			TU50GP50


Laundry Cart Caster

- Fit 7/8" round tubular carts
- 5/16" axle

21PO50GJ90LMYY

21PP50GP47LM-0T0000

21PP50GP47LM-0H0000



Wheel Dia.	Tread Width	Wheel Type	Load Capacity	Bearing Type	Swivel Caster Part #	Over Height	Swivel Radius	Wheel Replacement #
4	1-1/4	Yoke only w/axle & nuts			21ZZ40GZ82LMYY			
		Poly-Pro™	250	Precision BB	21PP40GP44LMYY	5"	3-1/4"	PP40GP50
5	1-1/4	Yoke only w/axle & nuts			21ZZ50GZ82LMYY			
		Poly-Pro™	250	Precision BB	21PP50GP44LMYY	5-15/16"	4"	PP50GP50



LAUNDRY SERIES • CAPACITY 350

Wheel Dia.	Tread Width	Wheel Type	Load Cap	Bearing Type	Swivel Caster Part #	O.A.H.	Swivel Radius	+ Color	
4"	1-1/4"	Yoke and axle/nut				21ZZ40GZ82LMYAN	5"	3-1/4"	
		Super-Soft™	120	Annular	21SF40GI43LMYY				
		Soft Rubber	350	Plain	21SR40GB82LMYY				
		Blue Ergo™	350	Ball	21SR40GB42LMYY				
		Rubber/Alu	250	Roller	21BL40GL4RMLYY				
		Nomadic™	300	Annular	21RA40GI43LMYY				
		Conductive	250	Precision	21NM40GI5ALMYY				
					21NM40GI43LMYY	I, L			
		Thermo-Pro™	250	Precision	21TP40G+44LMYY				
					21TP40G+47LMYY	A, I			
					21TP40G+90LMYY	T, Y			
		Element™	240	Annular	21EL40GI43LMYY				
					21PP40G+42LMYY	T, Y			
		Poly-Pro™	350	Precision	21PP40G+44LMYY	W, K, P			
					21PP40G+47LMYY	A, D, I, K, S			
					21PP40G+90LMYY	T, Y			
					21PP40G+55LMYY	W, K, P			
		Polymadic™	350	Delrin	21PM40GM5ALMYY				
					21PM40GM43LMYY				
		Elite™	350	Ball	21ET40GL42LMYY				
		Ergo-PU	350	Dual Precision	21EU40GOD0LMYY				
		DuraLastomer™	350	Sleeve	21SU40GL90LMYY				
		Polygon AL™	350	Annular	21PA40G+43LMYY	L, M			
		Disc Wheel	270	Ball	21UN40GLA3LMYY				
		Hard Rubber	350	Plain	21HR40GB82LMYY				
				Ball	21HR40GB42LMYY				
		GrayRok™	350	Plain	21RK40GI82LMYY				
				Plain	21PO40G+82LMYY	B, Z			
		Polyolefin	350	Sleeve	21PO40G+90LMYY	J, Z			
				Ball	21PO40GZ42LMYY				
				Plain	21HP40G+82LMYY	B, E			
		Nylon	350	Precision	21NY40GE47LMYY				
Sleeve	21NY40GE90LMYY								
Phenolic	350	Top Hat	21PH40GB99LMYY						
H.T. Phenolic	250	S.S. Top Hat	21HT40GQ97LMYY						
BrimStone™	350	S.S. Top Hat	21GN40G+97LMYY	B, Q					
SteROLLizer™ AL	300	Sleeve	21BF40GC90LMYZ						
SteROLLizer™ SS	300	Sleeve	21SL40GC90LMYY						
Semi-Steel	350	Plain	21SS40GS82LMYY						
		Sleeve	21SS40GS90LMYY						
Conductive PU	250	Precision	21CU40GH44LMYY						
5"	1-1/4"	Yoke and axle/nut				21ZZ50GZ82LMYAN	5-15/16"	4"	
		Super-Soft™	125	Annular	21SF50GI43LMYY				
		Soft Rubber	350	Plain	21SR50GB82LMYY				
				Ball	21SR50GB42LMYY				
		Blue-Ergo™	350	Roller	21BL50GL4RMLYY				
		Rubber/Alu	325	Annular	21RA50GI43LMYY				
		Nomadic™	325	Delrin	21NM50G+5ALMYY	I, L			
				Annular	21NM50G+43LMYY	I, L			
		Conductive	275	Precision	21CN50GH44LMYY				
					21TP50GI44LMYY				
		Thermo-Pro™	300	Precision	21TP50G+47LMYY				
					21TP50G+90LMYY	T, Y			
		Element™	250	Annular	21EL50GI43LMYY				
					21PP50G+42LMYY	C, K, P, W			
		Poly-Pro™	350	Precision	21PP50G+44LMYY	I, A, D, S			
					21PP50G+47LMYY	T, Y			
					21PP50G+55LMYY	C, K, P, W			
					21PP50G+90LMYY	T, Y			
		Polymadic™	350	Delrin	21PM50GM5ALMYY				
					21PM50GM43LMYY				
		Ergo-PU	350	Dual Precision	21EU50GOD0LMYY				
		DuraLastomer™	350	Sleeve	21SU50GL90LMYY				
		Polygon AL™	350	Annular	21PA50GL43LMYY				
		Disc Wheel	300	Ball	21UN50GLA3LMYY				
		Hard Rubber	350	Plain	21HR50GB82LMYY				
				Ball	21HR50GB42LMYY				
		GrayRok™	350	Plain	21RK50GI82LMYY				
				Plain	21PO50G+82LMYY	B, Z			
		Polyolefin	350	Sleeve	21PO50G+90LMYY	J, Z			
				Ball	21PO50GZ42LMYY				
				Plain	21HP50G+82LMYY	B, E			
		Nylon	350	Precision	21NY50GE47LMYY				
Sleeve	21NY50GE90LMYY								
Phenolic	350	Top Hat	21PH50GB99LMYY						
H.T. Phenolic	300	S.S. Top Hat	21HT50GQ97LMYY						
BrimStone™	350	S.S. Top Hat	21GN50G+97LMYY	B, Q					
Semi-Steel	350	Plain	21SS50GS82LMYY						
		Sleeve	21SS50GS90LMYY						
Conductive PU	250	Precision	21CU50GH44LMYY						

Handtruck Casters

- Fits convertible handtrucks
- 3/8" axle

ACP5PUCT-PP4-0T0000

ACP5PUCT-PP44-0H0000



HANDTRUCK SERIES • CAPACITY 350

Wheel Dia.	Tread Width	Wheel Type	Load Capacity	Bearing Type	Swivel Caster Part #	Brake Options	Hub Config.
5"	1-1/4"	Yoke only w/axle & nuts			ACP5ZZ		
		Poly-Pro™	350	Precision BB	ACPP50GI++YY	Swivel	44,47
					ACPP50GI++0T0000	Top lock brake	
5"	1-1/4"	Thermo-Pro™	300	Precision BB	ACTP50GI++YY	Swivel	44,47
					ACTP50GI++0T0000	Top lock brake	
					ACTP50GI++0H0000	TKB brake	

Low Rider – Appliance Caster

- Relatively high weight capacity at lowest possible height

KDB-12131

KDB-0851

KDB-2012



Wheel Dia.	Tread Width	Wheel Type	Caster Part #	Load Capacity	Overall Height	Threaded Stem Specifications
0.85"	1-1/2"	Polyolefin	KDB-0851	100	1-5/32"	5/16" - 18 x 1"
1"	1-1/2"	Polyolefin	KDB-2012	200	1-1/4"	1/2" - 13 x 3-1/2"
			KDB12131			1/2" - 13 x 1"



Container Twist-Lock

- Variety of wheel selection depends on load capacity and application environment
- Available with various series of casters from 2,500lb to 20,000lb
- Fit and locking on an ISO 1611 corner of freight Container
- Handle swing to lock into Corner fitting of back to unlock
- Add CNT to caster part number to order the twist lock

61PX80LO5P25CNT



Caution:

*When placing or removing casters from corners of containers, use a fork lift to raise or lower the corner fitting. Personnel are to stand clear of area to avoid injury if accidentally dropped.

*Casters can allow loads to move on uneven surfaces and injure personnel. Lock swivel casters in towing direction and chock before detaching tow vehicle. (When towing, swivels on tow-end should be unlocked after connecting tow vehicle and before starting tow.)

Glass Handling Caster

- Soft non-marking rubber wheel with ball bearings
- Usually mounted inverted position
- Zinc Plated

GLC20M10




Wheel Diameter	Tread Width	OAH	Load Cap.	Fastening Section	Part Number
2"	15/16"	1-13/16"	75	M10 - 1.5 x 35mm	GLC20M10



STAINLESS SERIES-350lbs

15,16/S7,S8,S9/MD,MT,MV/73,74,7T/MT,MD,MV/ST,S-D,SS/31,32,TS/B1,B2,B3/4S/S5,S6/5L/S57,S58/S61,S62/25/STAINLESS FLOOR LOCKS





Stainless POLIMED™ SP5/SPT Series Composite Polymer Casters

- S304 Stainless Steel Constructed Raceway
- Modern attractive design, injection molded from reinforced nylon polymer
- Strong, lightweight, corrosion and chemical resistant
- Sealed precision bearings in raceway and wheel
- Swivel, Total Lock and Directional Lock
- Non-Marking

SPDTP60GI4406YY



SP5TP50GI4475YY



SPTTP50GI4495YY



SPDTP50GI4406YY



Fastening Option (Replace ** in part number with desired plate or stem code)							
Plate	Overall Size		Bolt Hole Pattern			Mounting Bolt Size	
06	2-3/8" x 3-5/8"		1-3/4" x 2-7/8" slotted to 3"			5/16"	
Stem Code	Size	Stem Type	Stem Code	Modular Stem Part#			
67	1/2" - 13 x 1"	Threaded	ZZ	1/2" I.D. Hollow Kingpin			
68	1/2" - 13 x 1-1/2"	Threaded	S1	1/2" - 13 x 4"	Threaded	S7STTS1	
70	1/2" - 13 x 2-3/4"	Threaded	S2	5/8" - 11 x 4"	Threaded	S7STTS2	
C1	1/2"-13 x 4"	Threaded	S3	3/4" - 10 x 6"	Threaded	S7STTS3	
C2	5/8" - 11 x 4"	Threaded	51	3/4" x 2" CRX DRL	Octagon	S7STS51	
91	7/16" x 1-3/8"	Grip Ring	42	7/8" x 2" CRX DRL	Octagon	S7STS42	
			95	.846" x 2-3/16"	Grip Ring	S7STG95	
			57	3/4" x 2"	Round w/3 CRX DRL	S7STR57	

* For more fastenning, please refer to modular stem caster

Expandable Adaptor Stem					
Round Expandable Adapter Stem			Square Expandable Adapter Stem		
Stem Code	Expandable Range	Fit Tubing I.D.	Stem Code	Expandable Range	Fit Tubing I.D.
71	0.720" - 0.851"	3/4"	R1	0.720" - 0.851"	3/4"
72	0.852" - 0.927"	7/8"	R2	0.852" - 0.927"	7/8"
7B	0.900" - 0.980"	15/16"	R3	0.928" - 1.029"	1"
73	0.928" - 1.029"	1"	R4	1.030" - 1.140"	1-1/8"
7A	1.020" - 1.070"	1-1/16"	R5	1.360" - 1.425"	1-3/8"
74	1.110" - 1.180"	1-1/8"	R6	1.426" - 1.589"	1-1/2"
78	1.178" - 1.303"	1-3/16"	R7	1.790" - 1.850"	1-7/8"
75	1.360" - 1.425"	1-3/8"	U2	0.852" - 0.927"	7/8"
76	1.426" - 1.589"	1-1/2"	U5	1.360" - 1.425"	1-3/8"
77	1.790" - 1.850"	1-7/8"			

Wheel Diameter	Tread Width	Wheel Type	Load Capacity	Swivel Caster	Swivel Radius	Swivel		Swivel Radius	Swivel		Overall Height
						Total-Lock Caster	Swivel Radius		Directional-Lock Caster	Swivel Radius	
3"	1-1/4"	Thermo-Pro™	250	SP5TP30GI44**YY	2-3/4"	SPTTP30GI44**YY	3-3/4"	3-3/4"	SPDTP30GI44**YY	4-3/4"	
4"	1-1/4"		275	SP5TP40GI44**YY	3-7/16"	SPTTP40GI44**YY	4-7/16"	4-7/16"	SPDTP40GI44**YY	5-3/4"	
5"	1-1/4"		300	SP5TP50GI44**YY	4"	SPTTP50GI44**YY	4-7/16"	4-7/16"	SPDTP50GI44**YY	6-7/8"	
6"	1-1/4"		300	SP5TP60GI44**YY	4-9/16"	SPTTP60GI44**YY	4-9/16"	4-9/16"	SPDTP60GI44**YY	7-11/16"	

Note: POLIMED™ caster is designed for perfect smooth floor. It is not design to absorb shock from uneven floor or ride.

15/16 Stainless Caster - 350LB

- Large selection of wheels and options for various application
- Economically efficient for most applications
- High-Temp grease available upon request(K)
- Constructed with S304 Stainless Steel
- Different brake options available
- NSF listed and ROHS Compliant
- Dual ball bearing raceway
- Electrolytic shining finish
- 3/8" axle and nut



TKB-Lock Brake Pedal(HY)	Top-Lock Brake pedal(TY)	Zerk Axle(Z)



15/16 Stainless Caster - 350LB

15/16 SERIES • CAPACITY 350

Fastening Options (Replace ** in part number with desired plate or stem code)						
Plate Code	Overall Size	Bolt Hole Pattern			Mounting Bolt Size	
06	2-3/4" x 3-3/4"	1-3/4" x 2-7/8" slotted to 3"			5/16"	
X6	2-3/4" x 3-3/4"	1-13/16" x 2-15/16" to 2-1/8" x 2-3/16"			5/16"	
11	3-1/8" x 4-1/8"	1-3/4" x 2-15/16" to 2-3/8" x 3-3/8"			3/8"	
17	4" x 4-1/2"	2-5/8" x 3-5/8" to 3" x 3"			3/8"	
Order the modular stem installed with code - or uninstalled by part #				Permanently attached Stem		
Stem Code	Size	Modular Stem Part #	Stem Type	Stem Code	Size	Stem Type
ZZ	1/2"		Hollow Kingpin-No Fastener	91	7/16" x 1-3/8"	Grip Ring
61	3/8" - 16 x 1"	S7STS61	Threaded	68	1/2" - 13 x 1-1/2"	Threaded
S1	1/2" - 13 x 4"	S7STTS1		70	1/2" - 13 x 2-3/4"	
81	5/8" x 11 x 1-3/4"	S7STT81		71	.720" - .851"	Rounded Expandable Adaptor
S2	5/8" - 11 x 4"	S7STTS2		7B	.920" - .980"	
E8	5/8"-18 x 1-1/2"	S7STTE8		72	.852" - .927"	
S6	3/4" - 10 x 2"	S7STTS6		73	.928" - 1.029"	
S7	3/4" - 10 x 4"	S7STTS7		7A	1.020" - 1.100"	
S3	3/4" - 10 x 6"	S7STTS3		74	1.030" - 1.14"	
S4	3/4" - 10 x 8"	S7STTS4		75	1.360" - 1.425"	
S5	3/4" - 10 x 10"	S7STTS5		76	1.426" - 1.589"	Rounded Expandable Adaptor w/ stainless knurl nuts
91	7/16" x 1-3/8"	S7STG95	77	1.790" - 1.850"		
97	7/16" x 2"	S7STG97	Rounded w/ 3 cross drilled holes	78	1.178" - 1.303"	Expandable Adaptor for squared tubing
95	.846" x 2-3/16"	S7STG91	Rounded Grip Ring (2 rings)	72S	.852" - .927"	
57	3/4" x 2"	S7STR57		73S	.928" - 1.029"	
82	1-1/8" x 2-3/16"	S7STG82		76S	1.426" - 1.589"	Expandable Adaptor for squared tubing
51	3/4" x 2"	S7STS51	Squared w/ 3 cross drilled holes	R1	.720" - .851"	
42	7/8" x 2"	S7STS42		R2	.852" - .927"	
41	.865" x 2-1/4"	S7STO41	Octagon w/ Grip Ring	R3	.928" - 1.029"	
G3	7/8" x 3-1/2"	S7STGG3	Squared Grip Rings (2 rings)	R4	1.030" - 1.140"	
				R5	1.360" - 1.425"	
				R6	1.426" - 1.589"	
				R7	1.790" - 1.850"	



Size	Overall Height	Swivel Radius
3"	4-1/8"	3"
3-1/2"	4-5/8"	3-1/16"
4"	5-1/8"	3-1/2"
4A"	5"	3-7/16"
5"	6-1/8"	4"
*Reduce Overall Height 1/8" for stem casters		



15/16 Stainless Caster - 350LB

WHEELS

15/16 SERIES • CAPACITY 350



Wheel Diameter	Tread Width	Wheel Type	Load Capacity	+Color	Bearing Type	Swivel Caster Part #	Rigid Caster Part #	
3"	1-1/4"	Yoke only					15ZZ30GZ82**YY	16ZZ30GZ82**YY
		Soft Rubber	300		Plain	15SR30GB82**YY	16SR30GB82**YY	
		Thermo-Pro™	210	T,Y	^Precision	15TP30GI44**YY	16TP30GI44**YY	
					SS Sleeve	15TP30G+47**YY	16TP30G+47**YY	
					SS Prec. BB	15TP30G+9S**YY	16TP30G+9S**YY	
					Plain	15TP30GI4S**YY	16TP30GI4S**YY	
		Nomadic™	300	I,L	Delrin	15TP30GI82**YY	16TP30GI82**YY	
					SS Prec. BB	15NM30G+5A**YY	16NM30G+5A**YY	
		Element™	210		Delrin	15NM30G+4S**YY	16NM30G+4S**YY	
		Poly-Pro™	300	A,D,I,K,S T,Y K,W,P	^Precision	15EL30GI5A**YY	16EL30GI5A**YY	
					^Precision	15PP30G+44**YY	16PP30G+44**YY	
					SS Sleeve	15PP30G+47**YY	16PP30G+47**YY	
					SS BB	15PP30G+9S**YY	16PP30G+9S**YY	
					Delrin	15PP30G+2S**YY	16PP30G+2S**YY	
		SS Prec. BB	15PP30G+55**YY	16PP30G+55**YY				
		Polymadic™	300		Delrin	15PP30GI4S**YY	16PP30GI4S**YY	
		DuraLastomer™	300		Delrin	15PM30GM5A**YY	16PM30GM5A**YY	
		Hard Rubber	275		SS Sleeve	15SU30GL9S**YY	16SU30GL9S**YY	
		Polyolefin	250	B,Z	Plain	15HR30GB82**YY	16HR30GB82**YY	
			300	J,Z	SS Sleeve	15PO30G+82**YY	16PO30G+82**YY	
	300			SS BB	15PO30G+9S**YY	16PO30G+9S**YY		
	H.D. Polyolefin	250	B,E	SS BB	15PO30GZ2S**YY	16PO30GZ2S**YY		
	Nylon	300		Plain	15HP30G+82**YY	16HP30G+82**YY		
				SS Sleeve	15NY30GE9S**YY	16NY30GE9S**YY		
			SS Prec. BB	15NY30GE4S**YY	16NY30GE4S**YY			
Phenolic	300		SS Top Hat	15PH30GB97**YY	16PH30GB97**YY			
H.T. Phenolic	200		SS Top Hat	15PH30GQ97**YY	16PH30GQ97**YY			
BrimStone™	350		SS Top Hat	15HT30GQ97**YY	16HT30GQ97**YY			
	1-1/2"	Phenolic	350		SS Top Hat	15GN30GQ97**YY	16GN30GQ97**YY	
				SS Sleeve	15PH30HB9S**YY	16PH30HB9S**YY		



15/16 SERIES • CAPACITY 350

15/16 Stainless Caster - 350LB

Wheel Diameter	Tread Width	Wheel Type	Load Capacity	+Color	Bearing Type	Swivel Caster Part #	Rigid Caster Part #	
3-1/2	1-1/4"	Yoke only					15ZZ35GZ82**YY	16ZZ35GZ82**YY
		Soft Rubber	300		Plain	15SR35GB82**YY	16SR35GB82**YY	
		Thermo-Pro™	230	T,Y	^Precision	15TP35GI44**YY	16TP35GI44**YY	
						15TP35G+47**YY	16TP35G+47**YY	
					SS Sleeve	15TP35G+9S**YY	16TP35G+9S**YY	
				Plain	15TP35GI82**YY	16TP35GI82**YY		
		Nomadic™	300	I,L	Delrin	15NM35G+5A**YY	16NM35G+5A**YY	
		Element™	220		Delrin	15EL35GI5A**YY	16EL35GI5A**YY	
		Poly-Pro™	300	A,D,I,K,S T,Y K,W,P	^Precision	15PP35G+44**YY	16PP35G+44**YY	
						15PP35G+47**YY	16PP35G+47**YY	
					SS Sleeve	15PP35G+9S**YY	16PP35G+9S**YY	
					SS BB	15PP35G+2S**YY	16PP35G+2S**YY	
					Delrin	15PP35G+55**YY	16PP35G+55**YY	
				SS Prec. BB	15PP35GI4S**YY	16PP35GI4S**YY		
		Polymadic™	325		Delrin	15PM35GM5A**YY	16PM35GM5A**YY	
		Stainless Disc	250		Ball	15US35GLA3**YY	16US35GLA3**YY	
		Hard Rubber	300		Plain	15HR35GB82**YY	16HR35GB82**YY	
		Polyolefin	300	J,Z	Plain	15PO35G+82**YY	16PO35G+82**YY	
		Nylon	325		Plain	15NY35GE82**YY	16NY35GE82**YY	
					SS Prec. BB	15NY35GE4S**YY	16NY35GE4S**YY	
Phenolic	350		SS Top Hat	15PH35GB97**YY	16PH35GB97**YY			

Notes



15/16 Stainless Caster -350LB

15/16 SERIES • CAPACITY 350

Wheel Diameter	Tread Width	Wheel Type	Load Capacity	+Color	Bearing Type	Swivel Caster Part #	Rigid Caster Part #	
4"	1-1/4"	Yoke only					15ZZ40GZ82**YY	16ZZ40GZ82**YY
		Soft Rubber	350		Plain	15SR40GB82**YY	16SR40GB82**YY	
		Thermo-Pro™	250	T,Y	^Precision	15TP40GI44**YY	16TP40GI44**YY	
						15TP40G+47**YY	16TP40G+47**YY	
					SS Sleeve	15TP40G+9S**YY	16TP40G+9S**YY	
					SS Prec. BB	15TP40GI4S**YY	16TP40GI4S**YY	
					Plain	15TP40GI82**YY	16TP40GI82**YY	
		Nomadic™	300	I,L	Delrin	15NM40G+5A**YY	16NM40G+5A**YY	
					SS Prec. BB	15NM40G+4S**YY	16NM40G+4S**YY	
		Element™	240		Delrin	15EL40GI5A**YY	16EL40GI5A**YY	
		Poly-Pro™	350	A,D,I,S,C	^Precision	15PP40G+44**YY	16PP40G+44**YY	
						15PP40G+47**YY	16PP40G+47**YY	
				T,Y	SS Sleeve	15PP40G+9S**YY	16PP40G+9S**YY	
						SS BB	15PP40G+2S**YY	16PP40G+2S**YY
						Delrin	15PP40G+55**YY	16PP40G+55**YY
			SS Prec. BB	15PP40GI4S**YY	16PP40GI4S**YY			
		Polymadic™	350		Delrin	15PM40GM5A**YY	16PM40GM5A**YY	
		Stainless Disc	270		Ball	15US40GLA3**YY	16US40GLA3**YY	
		Conductive	250		^Precision	15CN40GH44**YY	16CN40GH44**YY	
					Precision	15CN40GH4S**YY	16CN40GH4S**YY	
		SteROLLizer™	300		SS Top Hat	15BF40GC97**YY	16BF40GC97**YY	
						15SL40GC97**YY	16SL40GC97**YY	
		DuraLastomer™	350		SS Sleeve	15SU40GL9S**YY	16SU40GL9S**YY	
		Hard Rubber	350		Plain	15HR40GB82**YY	16HR40GB82**YY	
		Polyolefin	300	B,Z	Plain	15PO40G+82**YY	16PO40G+82**YY	
			350	J,Z	SS Sleeve	15PO40G+9S**YY	16PO40G+9S**YY	
			350		SS BB	15PO40GZ2S**YY	16PO40GZ2S**YY	
		H.D. Polyolefin	350	B,E	Plain	15HP40G+82**YY	16HP40G+82**YY	
		Nylon	350		SS Sleeve	15NY40GE9S**YY	16NY40GE9S**YY	
					SS Prec. BB	15NY40GE4S**YY	16NY40GE4S**YY	
		Phenolic	350		SS Top Hat	15PH40GB97**YY	16PH40GB97**YY	
		H.T. Phenolic	250		SS Top Hat	15HT40GQ97**YY	16HT40GQ97**YY	
		BrimStone™	300		SS Top Hat	15GN40GQ97**YY	16GN40GQ97**YY	
		1-1/2"	H.T. Phenolic	350		SS Sleeve	15HT40HQ9S**YY	16HT40HQ9S**YY
			BrimStone™	350		SS Sleeve	15GN40HQ9S**YY	16GN40HQ9S**YY
			Epoxy	350		SS BB	15OV40HQP4**YY	16OV40HQP4**YY
						SS Sleeve	15OV40HQ9S**YY	16OV40HQ9S**YY
			SteROLLizer™	350		SS Prec. BB	15BF40HC61**YY	16BF40HC61**YY
	15SL40HC61**YY	16SL40HC61**YY						



15/16 Stainless Caster - 350LB

15/16 SERIES • CAPACITY 350

Wheel Diameter	Tread Width	Wheel Type	Load Capacity	+Color	Bearing Type	Swivel Caster Part #	Rigid Caster Part #		
4"	1-1/4"	Yoke only					15ZZ4AGZ81**YY	16ZZ4AGZ81**YY	
		Soft Rubber	350		Plain	15SR4AGB82**YY	16SR4AGB82**YY		
		Thermo-Pro™	250	T,Y		^Precision	15TP4AGI44**YY	16TP4AGI44**YY	
							15TP4AG+47**YY	16TP4AG+47**YY	
							SS Sleeve	15TP4AG+9S**YY	16TP4AG+9S**YY
							SS Prec. BB	15TP4AGI4S**YY	16TP4AGI4S**YY
		Nomadic™	300	I,L			Delrin	15NM4AG+5A**YY	16NM4AG+5A**YY
							SS Prec. BB	15NM4AG+4S**YY	16NM4AG+4S**YY
		Element™	240			Delrin	15EL4AGI5A**YY	16EL4AGI5A**YY	
		Poly-Pro™	350	A,D,I,S,C		^Precision	15PP4AG+44**YY	16PP4AG+44**YY	
							15PP4AG+47**YY	16PP4AG+47**YY	
				T,Y			SS Sleeve	15PP4AG+9S**YY	16PP4AG+9S**YY
							SS BB	15PP4AG+2S**YY	16PP4AG+2S**YY
							Delrin	15PP4AG+55**YY	16PP4AG+55**YY
		SS Prec. BB	15PP4AGI4S**YY	16PP4AGI4S**YY					
		Polymadic™	350			Delrin	15PM4AGM5A**YY	16PM4AGM5A**YY	
		Stainless Disc	270			Ball	15US4AGLA3**YY	16US4AGLA3**YY	
		Conductive	250				^Precision	15CN4AGH44**YY	16CN4AGH44**YY
							Precision	15CN4AGH4S**YY	16CN4AGH4S**YY
		SteROLLizer™	300			SS Top Hat	15BF4AGC97**YY	16BF4AGC97**YY	
							15SL4AGC97**YY	16SL4AGC97**YY	
		DuraLastomer™	350			SS Sleeve	15SU4AGL9S**YY	16SU4AGL9S**YY	
		Hard Rubber	350			Plain	15HR4AGB82**YY	16HR4AGB82**YY	
		Polyolefin	300	B,Z		Plain	15PO4AG+82**YY	16PO4AG+82**YY	
			350	J,Z		SS Sleeve	15PO4AG+9S**YY	16PO4AG+9S**YY	
			350			SS BB	15PO4AGZ2S**YY	16PO4AGZ2S**YY	
		H.D. Polyolefin	350	B,E		Plain	15HP4AG+82**YY	16HP4AG+82**YY	
		Nylon	350				SS Sleeve	15NY4AGE9S**YY	16NY4AGE9S**YY
	SS Prec. BB						15NY4AGE4S**YY	16NY4AGE4S**YY	
	Phenolic	350			SS Top Hat	15PH4AGB97**YY	16PH4AGB97**YY		
	H.T. Phenolic	250			SS Top Hat	15HT4AGQ97**YY	16HT4AGQ97**YY		
	BrimStone™	300			SS Top Hat	15GN4AGQ97**YY	16GN4AGQ97**YY		
1-1/2"	H.T. Phenolic	350			SS Sleeve	15HT4AHQ9S**YY	16HT4AHQ9S**YY		
	BrimStone™	350			SS Sleeve	15GN4AHQ9S**YY	16GN4AHQ9S**YY		
	Epoxy	350				SS BB	15OV4AHQP4**YY	16OV4AHQP4**YY	
						SS Sleeve	15OV4AHQ9S**YY	16OV4AHQ9S**YY	
	SteROLLizer™	350				SS Prec. BB	15BF4AHC61**YY	16BF4AHC61**YY	
15SL4AHC61**YY							16SL4AHC61**YY		



15/16 Stainless Caster - 350LB

15/16 SERIES • CAPACITY 350

Wheel Diameter	Tread Width	Wheel Type	Load Capacity	+Color	Bearing Type	Swivel Caster Part #	Rigid Caster Part #		
5"	1-1/4"	Yoke only					15ZZ50GZ82**YY	16ZZ50GZ82**YY	
		Neoprene Energizer™	300		SS Ball B.	15EN50VB2S**YY	16EN50GV2S**YY		
					Delrin	15EN50VB55**YY	16EN50GV55**YY		
		SteROLLizer™	300		SS Ball B.	15BG50VO2S**YY	16BG50VO2S**YY		
		Soft Rubber	250		Plain	15SR50GB82**YY	16SR50GB82**YY		
		Thermo-Pro™	300		T,Y	^Precision	15TP50GI44**YY	16TP50GI44**YY	
							15TP50G+47**YY	16TP50G+47**YY	
						SS Sleeve	15TP50G+9S**YY	16TP50G+9S**YY	
						Delrin	15TP50GI5A**YY	16TP50GI5A**YY	
						SS Prec. BB	15TP50GI4S**YY	16TP50GI4S**YY	
		Nomadic™	325		I,L	Delrin	15NM50G+5A**YY	16NM50G+5A**YY	
						SS Prec. BB	15NM50G+4S**YY	16NM50G+4S**YY	
		Element™	250			Delrin	15EL50GI5A**YY	16EL50GI5A**YY	
		Poly-Pro™	300		I,A,D,S	^Precision	15PP50G+44**YY	16PP50G+44**YY	
							B	15PP50GB82**YY	16PP50GB82**YY
					T,Y		15PP50G+47**YY	16PP50G+47**YY	
						SS Sleeve	15PP50G+9S**YY	16PP50G+9S**YY	
					K,W,P		SS BB	15PP50G+2S**YY	16PP50G+2S**YY
							Delrin	15PP50G+55**YY	16PP50G+55**YY
							SS Prec. BB	15PP50GI4S**YY	16PP50GI4S**YY
		Polymadic™	350			Delrin	15PM50GM5A**YY	16PM50GM5A**YY	
		Stainless Disc	300			Ball	15US50GLA3**YY	16US50GLA3**YY	
		Conductive	275			^Precision	15CN50GH44**YY	16CN50GH44**YY	
		DuraLastomer™	350			SS Sleeve	15SU50GL9S**YY	16SU50GL9S**YY	
		Hard Rubber	350			Plain	15HR50GB82**YY	16HR50GB82**YY	
		Polyolefin	350	B,Z		Plain	15PO50G+82**YY	16PO50G+82**YY	
			350	J,Z		SS Sleeve	15PO50G+9S**YY	16PO50G+9S**YY	
		H.D. Polyolefin	350	B,E		Plain	15HP50G+82**YY	16HP50G+82**YY	
		Nylon	350			SS Sleeve	15NY50GE9S**YY	16NY50GE9S**YY	
						SS Prec. BB	15NY50GE4S**YY	16NY50GE4S**YY	
Phenolic	350			SS Top Hat	15PH50GB97**YY	16PH50GB97**YY			



E3 Stainless Caster - 350LB

- Large selection of wheels and options for various application
- Economical and efficient for most applications
- High-Temp grease available upon request(K)
- Different brake options available
- Dust cover over the raceway
- NSF and ROHS Compliant
- Dual ball bearing raceway
- Electrolytic shinning finish
- 3/8" axle and nut

E3HP50GB8206-0T0000



E3HP50GB8211YY



Fastening Options (Replace ** in part number with desired plate or stem code)						
Plate Code		Overall Size		Bolt Hole Pattern		Mounting Bolt Size
06		2-3/8" x 3-5/8"		1-3/4" x 2-7/8" slotted to 3"		5/16"
11		3-1/8" x 4-1/8"		1-3/4" x 2-15/16" to 2-3/8" x 3-3/8"		3/8"
17		4" x 4-1/2"		2-5/8" x 3-5/8" to 3" x 3"		3/8"

Stem Code	Size	Modular Stem Part #	Stem Type	Stem Code (permanently attached)	Size	Stem Type	
ZZ	1/2"		Hollow Kingpin-No Fastener	91	7/16" x 1-3/8"	Grip Ring	
61	3/8" - 16 x 1"	S7STS61	Threaded	68	1/2" - 13 x 1-1/2"	Threaded	
S1	1/2" - 13 x 4"	S7STTS1		70	1/2" - 13 x 2-3/4"		
S2	5/8" - 11 x 4"	S7STTS2		71	.720" - .851"	Rounded Expandable Adaptor	
S6	3/4" - 10 x 2"	S7STTS6		7B	.920" - .980"		
S7	3/4" - 10 x 4"	S7STTS7		72	.852" - .927"		
S3	3/4" - 10 x 6"	S7STTS3		73	.928" - 1.029"		
S4	3/4" - 10 x 8"	S7STTS4		7A	1.020" - 1.100"		
S5	3/4" - 10 x 10"	S7STTS5		74	1.030" - 1.14"		
91	7/16" x 1-3/8"	S7STG91		Grip Ring	75		1.360" - 1.425"
97	7/16" x 2"	S7STG97			76		1.426" - 1.589"
95	.846" x 2-3/16"	S7STG91	77		1.790" - 1.850"		
57	3/4" x 2"	S7STR57	Rounded w/ 3 cross drilled holes	78	1.178" - 1.303"	Rounded expandable adaptor w/ stainless knurl nuts	
82	1-1/8" x 2-3/16"	S7STG82	Rounded Grip Ring (2 rings)	72S	.852" - .927"		
51	3/4" x 2"	S7STS51	Squared w/ 3 cross drilled holes	73S	.928" - 1.029"		
42	7/8" x 2"			76S	1.426" - 1.589"		
41	.865" x 2-1/4"	S7STO41	Octagon w/ Grip Ring	R1	.720" - .851"		
G3	7/8" x 3-1/2"	S7STGG3	Squared Grip Rings (2 rings)	R2	.852" - .927"		
Order the modular stem installed with code - or uninstalled by part #				R3	.928" - 1.029"		Expandable adaptor for squared tubing
				R4	1.030" - 1.140"		
				R5	1.360" - 1.425"		
				R6	1.426" - 1.589"		
				R7	1.790" - 1.850"		



Wheel Dia	Tread Width	Wheel Type	Load Cap	+Color	Bearing Type	Swivel Caster Part #	Rigid Caster Part #
3"	1-1/4"	Soft Rubber	300	Yoke only	Plain	E3ZZ30GZ82**YY	16ZZ30GZ82**YY
		Thermo-Pro™	210	T,Y	^Precision	E3SR30GB82**YY	16SR30GB82**YY
					SS Sleeve	E3TP30GI44**YY	16TP30GI44**YY
					SS Prec. BB	E3TP30G+47**YY	16TP30G+47**YY
					Plain	E3TP30G+9S**YY	16TP30G+9S**YY
					Delrin	E3TP30GI4S**YY	16TP30GI4S**YY
		Nomadic™	300	I,L	Delrin	E3TP30GI82**YY	16TP30GI82**YY
					SS Prec. BB	E3NM30G+5A**YY	16NM30G+5A**YY
		Element™	210		Delrin	E3NM30G+4S**YY	16NM30G+4S**YY
		Poly-Pro™	250	A,D,I,K,S	^Precision	E3EL30GI5A**YY	16EL30GI5A**YY
					^Precision	E3PP30G+44**YY	16PP30G+44**YY
					SS Sleeve	E3PP30G+47**YY	16PP30G+47**YY
					SS BB	E3PP30G+9S**YY	16PP30G+9S**YY
					Delrin	E3PP30G+2S**YY	16PP30G+2S**YY
		Polymadic™	300		Delrin	E3PP30G+5S**YY	16PP30G+5S**YY
					SS Prec. BB	E3PP30GI4S**YY	16PP30GI4S**YY
					Delrin	E3PM30GM5A**YY	16PM30GM5A**YY
		Duralastomer™	300		SS Sleeve	E3SU30GL9S**YY	16SU30GL9S**YY
		Hard Rubber	275		Plain	E3HR30GB82**YY	16HR30GB82**YY
					Plain	E3HR30GB82**YY	16HR30GB82**YY
		Polyolefin	300	B,Z	Plain	E3PO30G+82**YY	16PO30G+82**YY
					J,Z	SS Sleeve	E3PO30G+9S**YY
SS BB	E3PO30GZ2S**YY				16PO30GZ2S**YY		
H.D. Polyolefin	250	B,E	Plain	E3HP30G+82**YY	16HP30G+82**YY		
			SS Sleeve	E3NY30GE9S**YY	16NY30GE9S**YY		
Nylon	300		SS Prec. BB	E3NY30GE4S**YY	16NY30GE4S**YY		
			SS Top Hat	E3PH30GB97**YY	16PH30GB97**YY		
H.T. Phenolic	200		SS Top Hat	E3HT30GQ97**YY	16HT30GQ97**YY		
BrimStone™	350		SS Top Hat	E3GN30GQ97**YY	16GN30GQ97**YY		
Phenolic	350		SS Sleeve	E3PH30HB9S**YY	16PH30HB9S**YY		
3-1/2"	1-1/4"	Soft Rubber	300	Yoke only	Plain	E3ZZ35GZ82**YY	16ZZ35GZ82**YY
		Thermo-Pro™	230	T,Y	^Precision	E3SR35GB82**YY	16SR35GB82**YY
					SS Sleeve	E3TP35GI44**YY	16TP35GI44**YY
					Plain	E3TP35G+47**YY	16TP35G+47**YY
					SS Sleeve	E3TP35G+9S**YY	16TP35G+9S**YY
					Delrin	E3TP35GI82**YY	16TP35GI82**YY
		Nomadic™	300	I,L	Delrin	E3NM35G+5A**YY	16NM35G+5A**YY
		Element™	220		Delrin	E3EL35GI5A**YY	16EL35GI5A**YY
		Poly-Pro™	300	A,D,I,K,S	^Precision	E3PP35G+44**YY	16PP35G+44**YY
					^Precision	E3PP35G+47**YY	16PP35G+47**YY
					SS Sleeve	E3PP35G+9S**YY	16PP35G+9S**YY
					SS BB	E3PP35G+2S**YY	16PP35G+2S**YY
					Delrin	E3PP35G+5S**YY	16PP35G+5S**YY
		Polymadic™	325		SS Prec. BB	E3PP35GI4S**YY	16PP35GI4S**YY
					Delrin	E3PM35GM5A**YY	16PM35GM5A**YY
					Ball	E3US35GLA3**YY	16US35GLA3**YY
		Stainless Disc	250		Ball	E3US35GLA3**YY	16US35GLA3**YY
		Hard Rubber	300		Plain	E3HR35GB82**YY	16HR35GB82**YY
		Polyolefin	300	J,Z	Plain	E3PO35G+82**YY	16PO35G+82**YY
					Plain	E3PO35G+82**YY	16PO35G+82**YY
		Nylon	325		Plain	E3NY35GE82**YY	16NY35GE82**YY
					SS Prec. BB	E3NY35GE4S**YY	16NY35GE4S**YY
Phenolic	350		SS Top Hat	E3PH35GB97**YY	16PH35GB97**YY		
			SS Top Hat	E3PH35GB97**YY	16PH35GB97**YY		
4"	1-1/4"	Soft Rubber	350	Yoke only	Plain	E3ZZ40GZ82**YY	16ZZ40GZ82**YY
		Thermo-Pro™	250	T,Y	^Precision	E3SR40GB82**YY	16SR40GB82**YY
					SS Sleeve	E3TP40GI44**YY	16TP40GI44**YY
					SS Prec. BB	E3TP40G+47**YY	16TP40G+47**YY
					SS Sleeve	E3TP40G+9S**YY	16TP40G+9S**YY
					Delrin	E3TP40GI4S**YY	16TP40GI4S**YY
		Nomadic™	300	I,L	Delrin	E3TP40GI82**YY	16TP40GI82**YY
					SS Prec. BB	E3NM40G+5A**YY	16NM40G+5A**YY
		Element™	240		Delrin	E3NM40G+4S**YY	16NM40G+4S**YY
		Poly-Pro™	300	A,D,I,S,C	^Precision	E3EL40GI5A**YY	16EL40GI5A**YY
					^Precision	E3PP40G+44**YY	16PP40G+44**YY
					SS Sleeve	E3PP40G+47**YY	16PP40G+47**YY
					SS BB	E3PP40G+9S**YY	16PP40G+9S**YY
					Delrin	E3PP40G+2S**YY	16PP40G+2S**YY
		Polymadic™	350		SS Prec. BB	E3PP40G+5S**YY	16PP40G+5S**YY
					Delrin	E3PP40GI4S**YY	16PP40GI4S**YY
					Delrin	E3PM40GM5A**YY	16PM40GM5A**YY
		Stainless Disc	270		Ball	E3US40GLA3**YY	16US40GLA3**YY
		Conductive	250		^Precision	E3CN40GH44**YY	16CN40GH44**YY
					Precision	E3CN40GH4S**YY	16CN40GH4S**YY
		SteROLLizer™	300		SS Top Hat	E3BF40GC97**YY	16BF40GC97**YY
		Duralastomer™	350		SS Sleeve	E3SL40GC97**YY	16SL40GC97**YY
SS Sleeve	E3SL40GC97**YY				16SL40GC97**YY		
Hard Rubber	350		Plain	E3SU40GL9S**YY	16SU40GL9S**YY		
			Plain	E3HR40GB82**YY	16HR40GB82**YY		
Polyolefin	300	B,Z	Plain	E3PO40G+82**YY	16PO40G+82**YY		
			J,Z	SS Sleeve	E3PO40G+9S**YY	16PO40G+9S**YY	
			SS BB	E3PO40G+2S**YY	16PO40G+2S**YY		
H.D. Polyolefin	350	B,E	SS BB	E3PO40GZ2S**YY	16PO40GZ2S**YY		
			Plain	E3HP40G+82**YY	16HP40G+82**YY		
Nylon	350		SS Sleeve	E3NY40GE9S**YY	16NY40GE9S**YY		
			SS Prec. BB	E3NY40GE4S**YY	16NY40GE4S**YY		
Phenolic	350		SS Top Hat	E3PH40GB97**YY	16PH40GB97**YY		
			SS Top Hat	E3PH40GB97**YY	16PH40GB97**YY		
H.T. Phenolic	250		SS Top Hat	E3HT40GQ97**YY	16HT40GQ97**YY		
BrimStone™	300		SS Top Hat	E3GN40GQ97**YY	16GN40GQ97**YY		
H.T. Phenolic	350		SS Sleeve	E3HT40HQ9S**YY	16HT40HQ9S**YY		
			SS Sleeve	E3HT40HQ9S**YY	16HT40HQ9S**YY		
BrimStone™	350		SS Sleeve	E3GN40HQ9S**YY	16GN40HQ9S**YY		
			SS Sleeve	E3GN40HQ9S**YY	16GN40HQ9S**YY		
Epoxy	350		SS BB	E3OV40HQP4**YY	16OV40HQP4**YY		
			SS Sleeve	E3OV40HQP4**YY	16OV40HQP4**YY		
SteROLLizer™	350		SS Sleeve	E3BF40HC61**YY	16BF40HC61**YY		
			SS Prec. BB	E3SL40HC61**YY	16SL40HC61**YY		



Wheel Dia	Tread Width	Wheel Type	Load Cap	+Color	Bearing Type	Swivel Caster Part #	Rigid Caster Part #			
4"	1-1/4"	Yoke only					E3ZZ4AGZ81**YY	16ZZ4AGZ81**YY		
		Soft Rubber	350		Plain	E3SR4AGB82**YY	16SR4AGB82**YY			
		Thermo-Pro™	250	T,Y		^Precision	E3TP4AGI44**YY	16TP4AGI44**YY		
							E3TP4AG+47**YY	16TP4AG+47**YY		
							E3TP4AG+9S**YY	16TP4AG+9S**YY		
							SS Sleeve	E3TP4AGI4S**YY	16TP4AGI4S**YY	
							SS Prec. BB	E3TP4AGI82**YY	16TP4AGI82**YY	
		Nomadic™	300	I,L			Delrin	E3NM4AG+5A**YY	16NM4AG+5A**YY	
							SS Prec. BB	E3NM4AG+4S**YY	16NM4AG+4S**YY	
		Element™	240			Delrin	E3EL4AGI5A**YY	16EL4AGI5A**YY		
		Poly-Pro™	300	A,D,I,S,C		^Precision	E3PP4AG+44**YY	16PP4AG+44**YY		
							E3PP4AG+47**YY	16PP4AG+47**YY		
							SS Sleeve	E3PP4AG+9S**YY	16PP4AG+9S**YY	
							SS BB	E3PP4AG+2S**YY	16PP4AG+2S**YY	
							Delrin	E3PP4AG+55**YY	16PP4AG+55**YY	
		Poly-Pro™	300	K,W,P			SS Prec. BB	E3PP4AGI4S**YY	16PP4AGI4S**YY	
		Polymadic™	350			Delrin	E3PM4AGM5A**YY	16PM4AGM5A**YY		
		Stainless Disc	270			Ball	E3US4AGLA3**YY	16US4AGLA3**YY		
		Conductive	250			^Precision	E3CN4AGH44**YY	16CN4AGH44**YY		
							Precision	E3CN4AGH4S**YY	16CN4AGH4S**YY	
		SteROLLizer™	300				SS Top Hat	E3BF4AGC97**YY	16BF4AGC97**YY	
								E3SL4AGC97**YY	16SL4AGC97**YY	
		DuraLastomer™	350			SS Sleeve	E3SU4AGL9S**YY	16SU4AGL9S**YY		
		Hard Rubber	350				Plain	E3HR4AGB82**YY	16HR4AGB82**YY	
		Polyolefin	300	B,Z			Plain	E3PO4AG+82**YY	16PO4AG+82**YY	
	350		J,Z			SS Sleeve	E3PO4AG+9S**YY	16PO4AG+9S**YY		
	350					SS BB	E3PO4AGZ2S**YY	16PO4AGZ2S**YY		
	H.D. Polyolefin	350	B,E			Plain	E3HP4AG+82**YY	16HP4AG+82**YY		
	Nylon	350				SS Sleeve	E3NY4AGE9S**YY	16NY4AGE9S**YY		
						SS Prec. BB	E3NY4AGE4S**YY	16NY4AGE4S**YY		
	Phenolic	350				SS Top Hat	E3PH4AGB97**YY	16PH4AGB97**YY		
	H.T. Phenolic	250				SS Top Hat	E3HT4AGQ97**YY	16HT4AGQ97**YY		
	BrimStone™	300				SS Top Hat	E3GN4AGQ97**YY	16GN4AGQ97**YY		
1-1/2"	1-1/2"	H.T. Phenolic	350			SS Sleeve	E3HT4AHQ9S**YY	16HT4AHQ9S**YY		
		BrimStone™	350			SS Sleeve	E3GN4AHQ9S**YY	16GN4AHQ9S**YY		
		Epoxy	350				SS BB	E3OV4AHQP4**YY	16OV4AHQP4**YY	
							SS Sleeve	E3OV4AHQ9S**YY	16OV4AHQ9S**YY	
		SteROLLizer™	350			SS Prec. BB	E3BF4AHC61**YY	16BF4AHC61**YY		
					E3SL4AHC61**YY	16SL4AHC61**YY				
5"	1-1/4"	Yoke only					E3ZZ50GZ82**YY	16ZZ50GZ82**YY		
		Neoprene Energizer™	300			SS Ball B.	E3EN50VB2S**YY	16EN50GV2S**YY		
						Delrin	E3EN50VB55**YY	16EN50GV55**YY		
		SteROLLizer™	300			SS Ball B.	E3BG50VO2S**YY	16BG50VO2S**YY		
		Soft Rubber	250			Plain	E3SR50GB82**YY	16SR50GB82**YY		
		Thermo-Pro™	300	T,Y		^Precision	E3TP50GI44**YY	16TP50GI44**YY		
							E3TP50G+47**YY	16TP50G+47**YY		
							SS Sleeve	E3TP50G+9S**YY	16TP50G+9S**YY	
							Delrin	E3TP50GI5A**YY	16TP50GI5A**YY	
							SS Prec. BB	E3TP50GI4S**YY	16TP50GI4S**YY	
		Nomadic™	325	I,L			Delrin	E3NM50G+5A**YY	16NM50G+5A**YY	
							SS Prec. BB	E3NM50G+4S**YY	16NM50G+4S**YY	
		Element™	250			Delrin	E3EL50GI5A**YY	16EL50GI5A**YY		
		Poly-Pro™	300	I,A,D,S		^Precision	E3PP50G+44**YY	16PP50G+44**YY		
							B	E3PP50GB82**YY	16PP50GB82**YY	
							T,Y	E3PP50G+47**YY	16PP50G+47**YY	
							K,W,P	SS Sleeve	E3PP50G+9S**YY	16PP50G+9S**YY
								SS BB	E3PP50G+2S**YY	16PP50G+2S**YY
		Poly-Pro™	300	K,W,P			Delrin	E3PP50G+55**YY	16PP50G+55**YY	
							SS Prec. BB	E3PP50GI4S**YY	16PP50GI4S**YY	
		Polymadic™	350			Delrin	E3PM50GM5A**YY	16PM50GM5A**YY		
		Stainless Disc	300			Ball	E3US50GLA3**YY	16US50GLA3**YY		
		Conductive	275			^Precision	E3CN50GH44**YY	16CN50GH44**YY		
		DuraLastomer™	350			SS Sleeve	E3SU50GL9S**YY	16SU50GL9S**YY		
		Hard Rubber	350				Plain	E3HR50GB82**YY	16HR50GB82**YY	
		Polyolefin	350	B,Z			Plain	E3PO50G+82**YY	16PO50G+82**YY	
	350		J,Z			SS Sleeve	E3PO50G+9S**YY	16PO50G+9S**YY		
	350					Plain	E3HP50G+82**YY	16HP50G+82**YY		
	H.D. Polyolefin	350	B,E			SS Sleeve	E3NY50GE9S**YY	16NY50GE9S**YY		
						SS Prec. BB	E3NY50GE4S**YY	16NY50GE4S**YY		
	Phenolic	350				SS Top Hat	E3PH50GB97**YY	16PH50GB97**YY		
	H.T. Phenolic	350				SS Top Hat	E3HT50GQ97**YY	16HT50GQ97**YY		
	BrimStone™	350				SS Top Hat	E3GN50GQ97**YY	16GN50GQ97**YY		

^Precision is not stainless

S7/S8/S9 Stainless Total Lock Caster Series - 350LB

- Large selection of wheels and options for various applications
- Economically efficient for most applications
- High-Temp grease available upon request
- Constructed with S304 Stainless Steel
- NSF listed and RoHS Compliant
- Dual ball bearing raceway
- Electrolytic shining finish
- 3/8" axle and nut

S7, S8, S9 SERIES • CAPACITY 350



TKB-Brake Pedal(H)	Top-Lock Brake Pedal(T)	Zerk Axle(Z)



S7/S8/S9 Stainless Total Lock Caster Series - 350LB

Fastening Options (Replace ** in part number with desired plate or stem code)						
Plate Code	Overall Size		Bolt Hole Pattern		Mounting Bolt Size	
06	2-3/8" x 3-5/8"		1-3/4" x 2-7/8" slotted to 3"		5/16"	
X6	2-3/8" x 3-5/8"		1-13/16" x 2-15/16" to 2-1/8" x 2-13/16"		5/16"	
11	3-1/8" x 4-1/8"		1-3/4" x 2-15/16" to 2-3/8" x 3-3/8"		3/8"	
17	4" x 4-1/2"		2-5/8" x 3-5/8" to 3" x 3"		3/8"	
Order modular stem installed with code - or uninstalled by part #				Permanently Attached Stem		
Stem Code	Size	Modular Stem Part #	Stem Type	Stem Code	Size	Stem Type
ZZ	1/2"		Hollow Kingpin-No Fastener	91	7/16" x 1-3/8"	Grip Ring
61	3/8" - 16 x 1"	S7STS61	Threaded	95	.846" x 2-3/16"	
S1	1/2" - 13 x 4"	S7STTS1		67	1/2" - 13 x 1"	Threaded
81	5/8" - 11 x 1-3/4"	S7STT81		68	1/2" - 13 x 1-1/2"	
S2	5/8" - 11 x 4"	S7STTS2		70	1/2" - 13 x 2-3/4"	
E8	5/8"-18 x 1-1/2"	S7STTE8		71	.720" - .851"	Rounded Expandable Adaptor
S6	3/4" - 10 x 2"	S7STTS6		7B	0.920" - 0.980"	
S7	3/4" - 10 x 4"	S7STTS7		72	.852" - .927"	
S3	3/4" - 10 x 6"	S7STTS3		73	.928" - 1.029"	
S4	3/4" - 10 x 8"	S7STTS4		7A	1.020" - 1.100"	
S5	3/4" - 10 x 10"	S7STTS5		74	1.030" - 1.14"	
97	7/16" x 2"	S7STG97		Grip Ring	75	
57	3/4" x 2"	S7STR57		Rounded w/3 cross drilled holes	76	1.426" - 1.589"
82	1-1/8" x 2-3/16"	S7STG82	Rounded Grip Ring (2 rings)	77	1.790" - 1.850"	
51	3/4" x 2"	S7STS51	Square w/3 cross drilled holes	78	1.178" - 1.303"	
42	7/8" x 2"	S7ST042		72S	.852" - .927"	
41	.875 x 2-1/4"	S7STO41	Octagon w/ Grip Ring	73S	.928" - 1.029"	
G3	7/8" x 3-1/2"	S7STOG3	Square Grip rings(2 rings)	76S	1.426" - 1.589"	
				R1	.720" - .851"	Expandable Adaptor for square tubing
				R2	.852" - .927"	
				R3	.928" - 1.029"	
				R4	1.030" - 1.140"	
				R5	1.360" - 1.425"	
				R6	1.426" - 1.589"	
				R7	1.790" - 1.850"	



Size	Overall Height	Swivel Radius	
		S7	S9
3"	4-1/4"	4-1/4"	2-13/16"
3-1/2"	4-3/4"	4-1/4"	3-1/16"
4"	5-1/4"	4-1/4"	3-5/16"
5"	6-1/4"	4-1/4"	3-7/8"

*Reduce Overall Height 1/8" for stem casters



S7/S8/S9 Stainless Total Lock Caster Series - 350LB

WHEELS

S7, S8, S9 SERIES • CAPACITY 350



Wheel Diameter	Tread Width	Wheel Type	Load Capacity	+Color	Bearing Type	Total Lock Caster Part #	Swivel Caster Part #	Rigid Caster Part #				
3"	1-1/4"	Yoke only					S7ZZ30GZ82**YY	S9ZZ30GZ82**YY	S8ZZ30GZ82**YY			
		Soft Rubber	300		Plain	S7SR30GB82**YY	S9SR30GB82**YY	S8SR30GB82**YY				
		Thermo-Pro™	210	T,Y		^Precision	S7TP30GI44**YY	S9TP30GI44**YY	S8TP30GI44**YY			
							S7TP30G+47**YY	S9TP30G+47**YY	S8TP30G+47**YY			
						SS Sleeve	S7TP30G+9S**YY	S9TP30G+9S**YY	S8TP30G+9S**YY			
						SS Prec. BB	S7TP30GI4S**YY	S9TP30GI4S**YY	S8TP30GI4S**YY			
						Plain	S7TP30GI82**YY	S9TP30GI82**YY	S8TP30GI82**YY			
		Nomadic™	300	I		Delrin	S7NM30G+5A**YY	S9NM30G+5A**YY	S8NM30G+5A**YY			
						SS Prec. BB	S7NM30G+4S**YY	S9NM30G+4S**YY	S8NM30G+4S**YY			
		Element™	210			Delrin	S7EL30GI5A**YY	S9EL30GI5A**YY	S8EL30GI5A**YY			
		Poly-Pro™	300	A,D,I,K,S T,Y K,W		^Precision	S7PP30G+44**YY	S9PP30G+44**YY	S8PP30G+44**YY			
							S7PP30G+47**YY	S9PP30G+47**YY	S8PP30G+47**YY			
						SS Sleeve	S7PP30G+9S**YY	S9PP30G+9S**YY	S8PP30G+9S**YY			
						SS BB	S7PP30G+2S**YY	S9PP30G+2S**YY	S8PP30G+2S**YY			
						Delrin	S7PP30G+55**YY	S9PP30G+55**YY	S8PP30G+55**YY			
		SS Prec. BB	S7PP30GI4S**YY	S9PP30GI4S**YY	S8PP30GI4S**YY							
		Polymadic™	300			Delrin	S7PM30GM5A**YY	S9PM30GM5A**YY	S8PM30GM5A**YY			
		DuraLastomer™	300			SS Sleeve	S7SU30GL9S**YY	S9SU30GL9S**YY	S8SU30GL9S**YY			
		Hard Rubber	275			Plain	S7HR30GB82**YY	S9HR30GB82**YY	S8HR30GB82**YY			
						Polyolefin	250	B,Z	SS Sleeve	S7PO30G+82**YY	S9PO30G+82**YY	S8PO30G+82**YY
							300	J,Z	Delrin Sleeve	S7PO30G+90**YY	S9PO30G+90**YY	S8PO30G+90**YY
					SS BB	S7PO30GZ2S**YY		S9PO30GZ2S**YY	S8PO30GZ2S**YY			
		H.D. Polyolefin	250		B,E	Plain	S7HP30G+82**YY	S9HP30G+82**YY	S8HP30G+82**YY			
		Nylon	300			SS Sleeve	S7NY30GE9S**YY	S9NY30GE9S**YY	S8NY30GE9S**YY			
						SS Prec. BB	S7NY30GE4S**YY	S9NY30GE4S**YY	S8NY30GE4S**YY			
		Phenolic	300			SS Top Hat	S7PH30GB97**YY	S9PH30GB97**YY	S8PH30GB97**YY			
		H.T. Phenolic	200			SS Top Hat	S7HT30GQ97**YY	S9HT30GQ97**YY	S8HT30GQ97**YY			
	BrimStone™	350			SS Top Hat	S7GN30GQ97**YY	S9GN30GQ97**YY	S8GN30GQ97**YY				
	1-1/2"	Phenolic	350			SS Sleeve	S7PH30HB9S**YY	S9PH30HB9S**YY	S8PH30HB9S**YY			



S7/S8/S9 Stainless Total Lock Caster Series - 350LB

S7, S8, S9 SERIES • CAPACITY 350

Wheel Diameter	Tread Width	Wheel Type	Load Capacity	+Color	Bearing Type	Total Lock Caster Part #	Swivel Caster Part #	Rigid Caster Part #		
3-1/2"	1-1/4"	Yoke only					S7ZZ35GZ82**YY	S9ZZ35GZ82**YY	S8ZZ35GZ82**YY	
		Soft Rubber	300		Plain		S7SR35GB82**YY	S9SR35GB82**YY	S8SR35GB82**YY	
		Thermo-Pro™	230	T,Y		^Precision		S7TP35GI44**YY	S9TP35GI44**YY	S8TP35GI44**YY
								S7TP35G+47**YY	S9TP35G+47**YY	S8TP35G+47**YY
						SS Sleeve		S7TP35G+9S**YY	S9TP35G+9S**YY	S8TP35G+9S**YY
						Plain		S7TP35GI82**YY	S9TP35GI82**YY	S8TP35GI82**YY
		Nomadic™	300	I,L	Delrin		S7NM35G+5A**YY	S9NM35G+5A**YY	S8NM35G+5A**YY	
		Element™	220		Delrin		S7EL35GI5A**YY	S9EL35GI5A**YY	S8EL35GI5A**YY	
		Poly-Pro™	300	T,Y	A,D,I,K,S	^Precision		S7PP35G+44**YY	S9PP35G+44**YY	S8PP35G+44**YY
								S7PP35G+47**YY	S9PP35G+47**YY	S8PP35G+47**YY
						SS Sleeve		S7PP35G+9S**YY	S9PP35G+9S**YY	S8PP35G+9S**YY
						SS BB		S7PP35G+2S**YY	S9PP35G+2S**YY	S8PP35G+2S**YY
						Delrin		S7PP35G+55**YY	S9PP35G+55**YY	S8PP35G+55**YY
					SS Prec. BB		S7PP35GI4S**YY	S9PP35GI4S**YY	S8PP35GI4S**YY	
		Polymadic™	325		Delrin		S7PM35GM5A**YY	S9PM35GM5A**YY	S8PM35GM5A**YY	
		Stainless Disc	250		Ball		S7US35GLA3**YY	S9US35GLA3**YY	S8US35GLA3**YY	
		Hard Rubber	300		Plain		S7HR35GB82**YY	S9HR35GB82**YY	S8HR35GB82**YY	
		Polyolefin	300	J,Z	Plain		S7PO35G+82**YY	S9PO35G+82**YY	S8PO35G+82**YY	
Nylon	325			Plain		S7NY35GE82**YY	S9NY35GE82**YY	S8NY35GE82**YY		
				SS Prec. BB		S7NY35GE4S**YY	S9NY35GE4S**YY	S8NY35GE4S**YY		
Phenolic	350		SS Top Hat		S7PH35GB97**YY	S9PH35GB97**YY	S8PH35GB97**YY			

Notes



S7/S8/S9 Stainless Total Lock Caster Series - 350LB

S7, S8, S9 SERIES • CAPACITY 350

Wheel Diameter	Tread Width	Wheel Type	Load Capacity	+Color	Bearing Type	Total Lock Caster Part #	Swivel Caster Part #	Rigid Caster Part #		
4"	1-1/4"	Yoke only					S7ZZ40GZ82**YY	S9ZZ40GZ82**YY	S8ZZ40GZ82**YY	
		Soft Rubber	350		Plain	S7SR40GB82**YY	S9SR40GB82**YY	S8SR40GB82**YY		
		Thermo-Pro™	250	T,Y	^Precision	S7TP40GI44**YY	S9TP40GI44**YY	S8TP40GI44**YY		
						S7TP40G+47**YY	S9TP40G+47**YY	S8TP40G+47**YY		
					SS Sleeve	S7TP40G+9S**YY	S9TP40G+9S**YY	S8TP40G+9S**YY		
					SS Prec. BB	S7TP40GI4S**YY	S9TP40GI4S**YY	S8TP40GI4S**YY		
		Nomadic™	300	I,L	Delrin	S7NM40G+5A**YY	S9NM40G+5A**YY	S8NM40G+5A**YY		
					SS Prec. BB	S7NM40G+4S**YY	S9NM40G+4S**YY	S8NM40G+4S**YY		
		Element™	240		Delrin	S7EL40GI5A**YY	S9EL40GI5A**YY	S8EL40GI5A**YY		
		Poly-Pro™	350	A,D,I,S,C	^Precision	S7PP40G+44**YY	S9PP40G+44**YY	S8PP40G+44**YY		
						S7PP40G+47**YY	S9PP40G+47**YY	S8PP40G+47**YY		
				T,Y	SS Sleeve	S7PP40G+9S**YY	S9PP40G+9S**YY	S8PP40G+9S**YY		
					SS BB	S7PP40G+2S**YY	S9PP40G+2S**YY	S8PP40G+2S**YY		
				W,K,P	Delrin	S7PP40G+5S**YY	S9PP40G+5S**YY	S8PP40G+5S**YY		
					SS Prec. BB	S7PP40GI4S**YY	S9PP40GI4S**YY	S8PP40GI4S**YY		
		Polymadic™	350		Delrin	S7PM40GM5A**YY	S9PM40GM5A**YY	S8PM40GM5A**YY		
		Stainless Disc	270		Ball	S7US40GLA3**YY	S9US40GLA3**YY	S8US40GLA3**YY		
		Conductive	250		^Precision	S7CN40GH44**YY	S9CN40GH44**YY	S8CN40GH44**YY		
					Precision	S7CN40GH4S**YY	S9CN40GH4S**YY	S8CN40GH4S**YY		
		SteROLLizer™	300		Plain	S7BF40GC97**YY	S9BF40GC97**YY	S8BF40GC97**YY		
						S7SL40GC97**YY	S9SL40GC97**YY	S8SL40GC97**YY		
		DuraLastomer™	350		SS Sleeve	S7SU40GL9S**YY	S9SU40GL9S**YY	S8SU40GL9S**YY		
		Hard Rubber	350		Plain	S7HR40GB82**YY	S9HR40GB82**YY	S8HR40GB82**YY		
		Polyolefin	300	B,Z	Plain	S7PO40G+82**YY	S9PO40G+82**YY	S8PO40G+82**YY		
			350	J,Z	SS Sleeve	S7PO40G+9S**YY	S9PO40G+9S**YY	S8PO40G+9S**YY		
					SS BB	S7PO40GZ2S**YY	S9PO40GZ2S**YY	S8PO40GZ2S**YY		
		H.D. Polyolefin	350	B,E	Plain	S7HP40G+82**YY	S9HP40G+82**YY	S8HP40G+82**YY		
		Nylon	350		SS Sleeve	S7NY40GE9S**YY	S9NY40GE9S**YY	S8NY40GE9S**YY		
					SS Prec. BB	S7NY40GE4S**YY	S9NY40GE4S**YY	S8NY40GE4S**YY		
		Phenolic	350		SS Top Hat	S7PH40GB97**YY	S9PH40GB97**YY	S8PH40GB97**YY		
		H.T. Phenolic	250		SS Top Hat	S7HT40GQ97**YY	S9HT40GQ97**YY	S8HT40GQ97**YY		
		BrimStone™	300		SS Top Hat	S7GN40GQ97**YY	S9GN40GQ97**YY	S8GN40GQ97**YY		
		1-1/2"	1-1/2"	H.T. Phenolic	350		SS Sleeve	S7HT40HQ9S**YY	S9HT40HQ9S**YY	S8HT40HQ9S**YY
				BrimStone™	350		SS Sleeve	S7GN40HQ9S**YY	S9GN40HQ9S**YY	S8GN40HQ9S**YY
				Epoxy	350		SS BB	S7OV40HQ2S**YY	S9OV40HQ2S**YY	S8OV40HQ2S**YY
							SS Sleeve	S7OV40HQ9S**YY	S9OV40HQ9S**YY	S8OV40HQ9S**YY
		SteROLLizer™	350		SS Prec. BB	S7BF40HC6106YY	S9BF40HC6106YY	S8BF40HC61**YY		
						S7SL40HC6106YY	S9SL40HC6106YY	S8SL40HC61**YY		



S7/S8/S9 Stainless Total Lock Caster Series - 350LB

S7,S8,S9 SERIES • CAPACITY 350

Wheel Diameter	Tread Width	Wheel Type	Load Capacity	+Color	Bearing Type	Total Lock Caster Part #	Swivel Caster Part #	Rigid Caster Part #	
5"	1-1/4"	Yoke only					S7ZZ50GZ82**YY	S9ZZ50GZ82**YY	S8ZZ50GZ82**YY
		Neoprene Energizer™	300		SS Ball B.	S7EN50VB2S**YY	S9EN50VB2S**YY	S8EN50VB2S**YY	
					Delrin	S7EN50VB55**YY	S9EN50VB55**YY	S8EN50VB55**YY	
		Soft Rubber	250		Plain	S7SR50GB82**YY	S9SR50GB82**YY	S8SR50GB82**YY	
		Thermo-Pro™	300	T,Y	^Precision		S7TP50GI44**YY	S9TP50GI44**YY	S8TP50GI44**YY
							S7TP50G+47**YY	S9TP50G+47**YY	S8TP50G+47**YY
					SS Sleeve	S7TP50G+9S**YY	S9TP50G+9S**YY	S8TP50G+9S**YY	
					Delrin	S7TP50GI5A**YY	S9TP50GI5A**YY	S8TP50GI5A**YY	
					SS Prec. BB	S7TP50GI4S**YY	S9TP50GI4S**YY	S8TP50GI4S**YY	
		Nomadic™	325	I,L		Delrin	S7NM50G+5A**YY	S9NM50G+5A**YY	S8NM50G+5A**YY
						SS Prec. BB	S7NM50G+4S**YY	S9NM50G+4S**YY	S8NM50G+4S**YY
		Element™	250			Delrin	S7EL50GI5A**YY	S9EL50GI5A**YY	S8EL50GI5A**YY
		Poly-Pro™	350	B		Plain	S7PP50GB82**YY	S9PP50GB82**YY	S8PP50GB82**YY
							I,A,D,S	^Precision	S7PP50G+44**YY
				T,Y		S7PP50G+47**YY	S9PP50G+47**YY		S8PP50G+47**YY
						SS Sleeve	S7PP50G+9S**YY	S9PP50G+9S**YY	S8PP50G+9S**YY
				K,W,P		SS BB	S7PP50G+2S**YY	S9PP50G+2S**YY	S8PP50G+2S**YY
						Delrin	S7PP50G+55**YY	S9PP50G+55**YY	S8PP50G+55**YY
					SS Prec. BB	S7PP50GI4S**YY	S9PP50GI4S**YY	S8PP50GI4S**YY	
		Polymadic™	350			Delrin	S7PM50GM5A**YY	S9PM50GM5A**YY	S8PM50GM5A**YY
		Stainless Disc	300			Ball	S7US50GLA3**YY	S9US50GLA3**YY	S8US50GLA3**YY
		Conductive	275			^Precision	S7CN50GH44**YY	S9CN50GH44**YY	S8CN50GH44**YY
		DuraLastomer™	350			SS Sleeve	S7SU50GL9S**YY	S9SU50GL9S**YY	S8SU50GL9S**YY
		Hard Rubber	350			Plain	S7HR50GB82**YY	S9HR50GB82**YY	S8HR50GB82**YY
		Polyolefin	350	B,Z		Plain	S7PO50G+82**YY	S9PO50G+82**YY	S8PO50G+82**YY
				J,Z		SS Sleeve	S7PO50G+9S**YY	S9PO50G+9S**YY	S8PO50G+9S**YY
		H.D. Polyolefin	350	B,E		Plain	S7HP50G+82**YY	S9HP50G+82**YY	S8HP50G+82**YY
	Nylon	350			SS Sleeve	S7NY50GE9S**YY	S9NY50GE9S**YY	S8NY50GE9S**YY	
					SS Prec. BB	S7NY50GE4S**YY	S9NY50GE4S**YY	S8NY50GE4S**YY	
	Phenolic	350			SS Top Hat	S7PH50GB97**YY	S9PH50GB97**YY	S8PH50GB97**YY	
	1-1/2"	H.T. Phenolic	350			SS Top Hat	S7HT50HG9S**YY	S9HT50HG9S**YY	S8HT50HG9S**YY
		BrimStone™	350			SS Top Hat	S7GN50HG9S**YY	S9GN50HG9S**YY	S8GN50HG9S**YY
SteROLLizer™		300			SS Ball B.	S7BF50HG9S**YY	S9BF50HG9S**YY	S8BF50HG9S**YY	

^Precision is not stainless

73/74/7T Highly Polished Medium Duty SS Caster - 350LB

High-temp white seal integrated with raceway, grease fitting on dust cover, mechanically polished and buffed to a smooth reflective surface. Seal temperature range is -20°F to 450°F

- Mechanically polished and buffed to a smooth reflective surface
- Modular kingpin is available for any custom fastening pattern
- Constructed with S304 Stainless Steel
- Hi-Temp seals on raceway as standard
- All stainless 304 brake mechanism
- NSF listed and RoHS Compliant
- Dual ball bearing raceway
- 3/8" axle and nut





TKB Brake Pedal (HY)	Top Lock Brake Pedal (TY)	Zerk Axle (Z)	Position Lock (PY)



73/74/7T Highly Polished Medium Duty SS Caster - 350LB

73/74/7T SERIES • CAPACITY 350

Fastening Options (Replace ** in part number with desired plate or stem code)			
Plate Code	Overall Size	Bolt Hole Pattern	Mounting Bolt Size
06	2-3/8 x 3-5/8	1-3/4 x 2-7/8 slotted to 3	5/16
X6	2-3/8 x 3-5/8	1-3/4 x 3 to 2-3/16 x 2-3/4	5/16
11	3-1/8 x 4-1/8	1-3/4 x 2-15/16 to 2-3/8 x 3-3/8	3/8
17	4 x 4-1/2	2-5/8 x 3-5/8 to 3 x 3	3/8

Order the modular stem installed with code - or uninstalled by part #				Permanently attached Stem		
Stem Code	Size	Modular Stem Part #	Stem Type	Stem Code	Size	Stem Type
ZZ	1/2"		Hollow Kingpin-No Fastener	91	7/16" x 1-3/8"	Grip Ring
61	3/8" - 16 x 1"	S7STS61	Threaded	68	1/2" - 13 x 1-1/2"	Threaded
S1	1/2" - 13 x 4"	S7STTS1		70	1/2" - 13 x 2-3/4"	
81	5/8" - 11 x 1-3/4"	S7STT81		71	.720" - .851"	Rounded Expandable Adaptor
S2	5/8" - 11 x 4"	S7STTS2		7B	.920" - .980"	
E8	5/8" - 18 x 1-1/2"	S7STTE8		72	.852" - .927"	
S6	3/4" - 10 x 2"	S7STTS6		73	.928" - 1.029"	
S7	3/4" - 10 x 4"	S7STTS7		7A	1.020" - 1.100"	
S3	3/4" - 10 x 6"	S7STTS3		74	1.030" - 1.14"	
S4	3/4" - 10 x 8"	S7STTS4		75	1.360" - 1.425"	
S5	3/4" - 10 x 10"	S7STTS5		76	1.426" - 1.589"	
91	7/16" x 1-3/8"	S7STG91		Grip Ring	77	
97	7/16" x 2"	S7STG97			78	1.178" - 1.303"
95	.846" x 2-3/16"	S7STG91			72S	.852" - .927"
57	3/4" x 2"	S7STR57	Rounded w/ 3 cross drilled holes	73S	.928" - 1.029"	Rounded Expandable Adaptor w/ stainless knurl nuts
82	1-1/8" x 2-3/16"	S7STG82	Rounded Grip Ring (2 rings)	76S	1.426" - 1.589"	
51	3/4" x 2"	S7STS51	Squared w/ 3 cross drilled holes	R1	.720" - .851"	Expandable Adaptor for squared tubing
42	7/8" x 2"			R2	.852" - .927"	
41	.865" x 2-1/4"	S7STO41	Octagon w/ Grip Ring	R3	.928" - 1.029"	
G3	7/8" x 3-1/2"	S7STGG3	Squared Grip Rings (2 rings)	R4	1.030" - 1.140"	
				R5	1.360" - 1.425"	
			R6	1.426" - 1.589"		
			R7	1.790" - 1.850"		

SIZE	Overall Height		Swivel Radius	
	#73	#7T	#73	#7T
3"	4-3/16"	4-1/8"	2-7/8"	4-1/8"
3-1/2"	4-5/8"	4-1/8"	3-1/4"	4-1/8"
4"	5-1/4"	4-1/8"	3-3/8"	4-1/8"
5"	6-3/16"	4-1/4"	3-7/8"	4-1/4"
6"	7-3/8"	4-9/16"	4-9/16"	4-9/16"


*Reduce Overall Height 1/8" for stem casters



73/74/7T Highly Polished Medium Duty SS Caster - 350LB

WHEELS

73/74/7T SERIES • CAPACITY 350



Wheel Size	Tread Width	Wheel Type	Load Capacity	+Color	Bearing Type	Total Lock #	Swivel Part #	Rigid Part #	
3"	1-1/4"	Yoke only					7TZZ30GZ82**YY	73ZZ30GZ82**YY	74ZZ30GZ82**YY
		Soft Rubber	300		Plain	7TSR30GB82**YY	73SR30GB82**YY	74SR30GB82**YY	
		Thermo-Pro™	210	T,Y		^Precision	7TTP30GI44**YY	73TP30GI44**YY	74TP30GI44**YY
						SS Sleeve	7TTP30G+47**YY	73TP30G+47**YY	74TP30G+47**YY
						SS Prec. BB	7TTP30G+9S**YY	73TP30G+90**YY	74TP30G+90**YY
						Plain	7TTP30GI4S**YY	73TP30GI4S**YY	74TP30GI4S**YY
						Plain	7TTP30GI82**YY	73TP30GI82**YY	74TP30GI82**YY
		Nomadic™	300	I,L		Delrin	7TNM30G+5A**YY	73NM30G+5A**YY	74NM30G+5A**YY
						SS Prec. BB	7TNM30G+4S**YY	73NM30G+4S**YY	74NM30G+4S**YY
		Element™	210			Delrin	7TEL30GI5A**YY	73EL30GI5A**YY	74EL30GI5A**YY
		Poly-Pro™	300	T,Y	A,D,I,K,S	^Precision	7TPP30G+44**YY	73PP30G+44**YY	74PP30G+44**YY
						^Precision	7TPP30G+47**YY	73PP30G+47**YY	74PP30G+47**YY
						SS Sleeve	7TPP30G+9S**YY	73PP30G+90**YY	74PP30G+90**YY
						SS BB	7TPP30G+2S**YY	73PP30G+2S**YY	74PP30G+2S**YY
						Delrin	7TPP30G+55**YY	73PP30G+55**YY	74PP30G+55**YY
		Polymadic™	300			Delrin	7TPM30GM5A**YY	73PM30GM5A**YY	74PM30GM5A**YY
						SS Sleeve	7TSU30GL9S**YY	73SU30GL90**YY	74SU30GL90**YY
		DuraLastomer™	300			SS Sleeve	7TSU30GL9S**YY	73SU30GL90**YY	74SU30GL90**YY
		Hard Rubber	275			Plain	7THR30GB82**YY	73HR30GB82**YY	74HR30GB82**YY
		Polyolefin	250	B,Z		Plain	7TPO30G+82**YY	73PO30G+82**YY	74PO30G+82**YY
			300	J,Z		SS Sleeve	7TPO30G+9S**YY	73PO30G+90**YY	74PO30G+90**YY
			300			SS BB	7TPO30GZ2S**YY	73PO30GZ2S**YY	74PO30GZ2S**YY
		H.D. Polyolefin	250	B,E		Plain	7THP30G+82**YY	73HP30G+82**YY	74HP30G+82**YY
		Nylon	300			SS Sleeve	7TNY30GE9S**YY	73NY30GE90**YY	74NY30GE90**YY
						SS Prec. BB	7TNY30GE4S**YY	73NY30GE4S**YY	74NY30GE4S**YY
		Phenolic	300			SS Top Hat	7TPH30GB97**YY	73PH30GB97**YY	74PH30GB97**YY
		H.T. Phenolic	200			SS Top Hat	7THT30GQ97**YY	73HT30GQ97**YY	74HT30GQ97**YY
		BrimStone™	350			SS Top Hat	7TGN30GQ97**YY	73GN30GQ97**YY	74GN30GQ97**YY
	1-1/2"	Phenolic	350		SS Sleeve	7TPH30HB9S**YY	73PH30HB90**YY	74PH30HB90**YY	



73/74/7T Highly Polished Medium Duty SS Caster - 350LB

73/74/7T SERIES • CAPACITY 350

Wheel Size	Tread Width	Wheel Type	Load Capacity	+Color	Bearing Type	Total Lock #	Swivel Part #	Rigid Part #		
3-1/2"	1-1/4"	Yoke only					7TZZ35GZ82**YY	73ZZ35GZ82**YY	74ZZ35GZ82**YY	
		Soft Rubber	300		Plain		7TSR35GB82**YY	73SR35GB82**YY	74SR35GB82**YY	
		Thermo-Pro™	230	T,Y	^Precision		7TTP35GI44**YY	73TP35GI44**YY	74TP35GI44**YY	
							7TTP35G+47**YY	73TP35G+47**YY	74TP35G+47**YY	
							SS Sleeve	7TTP35G+90**YY	73TP35G+90**YY	74TP35G+90**YY
					Plain		7TTP35GI82**YY	73TP35GI82**YY	74TP35GI82**YY	
		Nomadic™	300	I,L	Delrin		7TNM35G+5A**YY	73NM35G+5A**YY	74NM35G+5A**YY	
		Element™	220		Delrin		7TEL35GI5A**YY	73EL35GI5A**YY	74EL35GI5A**YY	
		Poly-Pro™	300	A,D,I,K,S	^Precision		7TTP35G+44**YY	73PP35G+44**YY	74PP35G+44**YY	
							7TTP35G+47**YY	73PP35G+47**YY	74PP35G+47**YY	
				T,Y		SS Sleeve	7TTP35G+90**YY	73PP35G+90**YY	74PP35G+90**YY	
						SS BB	7TTP35G+2S**YY	73PP35G+2S**YY	74PP35G+2S**YY	
				K,W,P		Delrin		7TTP35G+55**YY	73PP35G+55**YY	74PP35G+55**YY
					SS Prec. BB		7TTP35GI4S**YY	73PP35GI4S**YY	74PP35GI4S**YY	
		Polymadic™	325		Delrin		7TPM35GM5A**YY	73PM35GM5A**YY	74PM35GM5A**YY	
		Stainless Disc	250		Ball		7TUS35GLA3**YY	73US35GLA3**YY	74US35GLA3**YY	
		Hard Rubber	300		Plain		7THR35GB82**YY	73HR35GB82**YY	74HR35GB82**YY	
		Polyolefin	300	J,Z	Plain		7TPO35G+82**YY	73PO35G+82**YY	74PO35G+82**YY	
		Nylon	325			Plain	7TNY35GE82**YY	73NY35GE82**YY	74NY35GE82**YY	
SS Prec. BB	7TNY35GE4S**YY					73NY35GE4S**YY	74NY35GE4S**YY			
Phenolic	350		SS Top Hat		7TPH35GB97**YY	73PH35GB97**YY	74PH35GB97**YY			
4"	1-1/4"	Yoke only					7TZZ40GZ82**YY	73ZZ40GZ82**YY	74ZZ40GZ82**YY	
		Soft Rubber	350		Plain		7TSR40GB82**YY	73SR40GB82**YY	74SR40GB82**YY	
		Thermo-Pro™	250	T,Y	^Precision		7TTP40GI44**YY	73TP40GI44**YY	74TP40GI44**YY	
							7TTP40G+47**YY	73TP40G+47**YY	74TP40G+47**YY	
							SS Sleeve	7TTP40G+90**YY	73TP40G+90**YY	74TP40G+90**YY
							SS Prec. BB	7TTP40GI4S**YY	73TP40GI4S**YY	74TP40GI4S**YY
					Plain		7TTP40GI82**YY	73TP40GI82**YY	74TP40GI82**YY	
		Nomadic™	300	I,L		Delrin	7TNM40G+5A**YY	73NM40G+5A**YY	74NM40G+5A**YY	
						SS Prec. BB	7TNM40G+4S**YY	73NM40G+4S**YY	74NM40G+4S**YY	
		Element™	240		Delrin		7TEL40GI5A**YY	73EL40GI5A**YY	74EL40GI5A**YY	
		Poly-Pro™	350	A,D,I,S,C	^Precision		7TTP40G+44**YY	73PP40G+44**YY	74PP40G+44**YY	
							7TTP40G+47**YY	73PP40G+47**YY	74PP40G+47**YY	
				T,Y		SS Sleeve	7TTP40G+90**YY	73PP40G+90**YY	74PP40G+90**YY	
						SS BB	7TTP40G+2S**YY	73PP40G+2S**YY	74PP40G+2S**YY	
				K,W,P		Delrin		7TTP40G+55**YY	73PP40G+55**YY	74PP40G+55**YY
					SS Prec. BB		7TTP40GI4S**YY	73PP40GI4S**YY	74PP40GI4S**YY	
		Polymadic™	350		Delrin		7TPM40GM5A**YY	73PM40GM5A**YY	74PM40GM5A**YY	
		Stainless Disc	270		Ball		7TUS40GLA3**YY	73US40GLA3**YY	74US40GLA3**YY	
		Conductive	250			^Precision	7TCN40GH44**YY	73CN40GH44**YY	74CN40GH44**YY	
						Precision	7TCN40GH4S**YY	73CN40GH4S**YY	74CN40GH4S**YY	
		SteROLLizer™	300			SS Top Hat	7TBF40GC97**YY	73BF40GC97**YY	74BF40GC97**YY	
							7TSL40GC97**YY	73SL40GC97**YY	74SL40GC97**YY	
		DuraLastomer™	350		SS Sleeve		7TSU40GL90**YY	73SU40GL90**YY	74SU40GL90**YY	
		Hard Rubber	350		Plain		7THR40GB82**YY	73HR40GB82**YY	74HR40GB82**YY	
		Polyolefin	300	B,Z	Plain		7TPO40G+82**YY	73PO40G+82**YY	74PO40G+82**YY	
			350	J,Z	SS Sleeve		7TPO40G+90**YY	73PO40G+90**YY	74PO40G+90**YY	
			350		SS BB		7TPO40GZ2S**YY	73PO40GZ2S**YY	74PO40GZ2S**YY	
		H.D. Polyolefin	350	B,E	Plain		7THP40G+82**YY	73HP40G+82**YY	74HP40G+82**YY	
		Nylon	350			SS Sleeve	7TNY40GE90**YY	73NY40GE90**YY	74NY40GE90**YY	
						SS Prec. BB	7TNY40GE4S**YY	73NY40GE4S**YY	74NY40GE4S**YY	
Phenolic	350		SS Top Hat		7TPH40GB97**YY	73PH40GB97**YY	74PH40GB97**YY			
H.T. Phenolic	250		SS Top Hat		7THT40GQ97**YY	73HT40GQ97**YY	74HT40GQ97**YY			
BrimStone™	300		SS Top Hat		7TGN40GQ97**YY	73GN40GQ97**YY	74GN40GQ97**YY			
H.T. Phenolic	350			SS Sleeve	7THT40HQ90**YY	73HT40HQ90**YY	74HT40HQ90**YY			
				SS Prec. BB	7THT40HQ90**YY	73HT40HQ90**YY	74HT40HQ90**YY			
				SS Top Hat	7THT40HQ90**YY	73HT40HQ90**YY	74HT40HQ90**YY			
				SS Top Hat	7THT40HQ90**YY	73HT40HQ90**YY	74HT40HQ90**YY			
				SS Top Hat	7THT40HQ90**YY	73HT40HQ90**YY	74HT40HQ90**YY			
BrimStone™	350			SS Sleeve	7TGN40HQ90**YY	73GN40HQ90**YY	74GN40HQ90**YY			
				SS Sleeve	7TGN40HQ90**YY	73GN40HQ90**YY	74GN40HQ90**YY			
Epoxy	350			SS BB	7TOV40HQP4**YY	73OV40HQP4**YY	74OV40HQP4**YY			
				SS Sleeve	7TOV40HQ90**YY	73OV40HQ90**YY	74OV40HQ90**YY			
SteROLLizer™	350			SS Prec. BB	7TBF40HC61**YY	73BF40HC61**YY	74BF40HC61**YY			
				SS Prec. BB	7TSL40HC61**YY	73SL40HC61**YY	74SL40HC61**YY			



73/74/7T Highly Polished Medium Duty SS Caster - 350LB

73/74/7T SERIES • CAPACITY 350

Wheel Size	Tread Width	Wheel Type	Load Capacity	+Color	Bearing Type	Total Lock #	Swivel Part #	Rigid Part #	
4"	1-1/4"	Yoke only					7TZ24AGZ81**YY	73ZZ4AGZ81**YY	74ZZ4AGZ81**YY
		Soft Rubber	350		Plain	7TSR4AGB82**YY	73SR4AGB82**YY	74SR4AGB82**YY	
		Thermo-Pro™	250	T,Y	^Precision		7TTP4AGI44**YY	73TP4AGI44**YY	74TP4AGI44**YY
							7TTP4AG+47**YY	73TP4AG+47**YY	74TP4AG+47**YY
				SS Sleeve		7TTP4AG+9S**YY	73TP4AG+9S**YY	74TP4AG+9S**YY	
					SS Prec. BB		7TTP4AGI4S**YY	73TP4AGI4S**YY	74TP4AGI4S**YY
		Plain				7TTP4AGI82**YY	73TP4AGI82**YY	74TP4AGI82**YY	
			Nomadic™	300	I,L	Delrin	7TNM4AG+5A**YY	73NM4AG+5A**YY	74NM4AG+5A**YY
		SS Prec. BB				7TNM4AG+4S**YY	73NM4AG+4S**YY	74NM4AG+4S**YY	
		Element™	240			Delrin	7TEL4AGI5A**YY	73EL4AGI5A**YY	74EL4AGI5A**YY
		Poly-Pro™	350	A,D,I,S,C	^Precision		7TPP4AG+44**YY	73PP4AG+44**YY	74PP4AG+44**YY
							7TPP4AG+47**YY	73PP4AG+47**YY	74PP4AG+47**YY
				T,Y	SS Sleeve	7TPP4AG+9S**YY	73PP4AG+9S**YY	74PP4AG+9S**YY	
					SS BB	7TPP4AG+2S**YY	73PP4AG+2S**YY	74PP4AG+2S**YY	
				K,W,P	Delrin	7TPP4AG+55**YY	73PP4AG+55**YY	74PP4AG+55**YY	
			SS Prec. BB		7TPP4AGI4S**YY	73PP4AGI4S**YY	74PP4AGI4S**YY		
		Polymadic™	350			Delrin	7TPM4AGM5A**YY	73PM4AGM5A**YY	74PM4AGM5A**YY
		Stainless Disc	270			Ball	7TUS4AGLA3**YY	73US4AGLA3**YY	74US4AGLA3**YY
		Conductive	250			^Precision	7TCN4AGH44**YY	73CN4AGH44**YY	74CN4AGH44**YY
						Precision	7TCN4AGH4S**YY	73CN4AGH4S**YY	74CN4AGH4S**YY
		SteROLLizer™	300			SS Top Hat	7TBF4AGC97**YY	73BF4AGC97**YY	74BF4AGC97**YY
							7TSL4AGC97**YY	73SL4AGC97**YY	74SL4AGC97**YY
		DuraLastomer™	350			SS Sleeve	7TSU4AGL9S**YY	73SU4AGL9S**YY	74SU4AGL9S**YY
		Hard Rubber	350			Plain	7THR4AGB82**YY	73HR4AGB82**YY	74HR4AGB82**YY
		Polyolefin	300	B,Z		Plain	7TPO4AG+82**YY	73PO4AG+82**YY	74PO4AG+82**YY
			350	J,Z		SS Sleeve	7TPO4AG+9S**YY	73PO4AG+9S**YY	74PO4AG+9S**YY
			350			SS BB	7TPO4AGZ2S**YY	73PO4AGZ2S**YY	74PO4AGZ2S**YY
		H.D. Polyolefin	350	B,E		Plain	7THP4AG+82**YY	73HP4AG+82**YY	74HP4AG+82**YY
	Nylon	350			SS Sleeve	7TNY4AGE9S**YY	73NY4AGE9S**YY	74NY4AGE9S**YY	
					SS Prec. BB	7TNY4AGE4S**YY	73NY4AGE4S**YY	74NY4AGE4S**YY	
	Phenolic	350			SS Top Hat	7TPH4AGB97**YY	73PH4AGB97**YY	74PH4AGB97**YY	
	H.T. Phenolic	250			SS Top Hat	7THT4AGQ97**YY	73HT4AGQ97**YY	74HT4AGQ97**YY	
BrimStone™	300			SS Top Hat	7TGN4AGQ97**YY	73GN4AGQ97**YY	74GN4AGQ97**YY		
1-1/2"	H.T. Phenolic	350			SS Sleeve	7THT4AHQ9S**YY	73HT4AHQ9S**YY	74HT4AHQ9S**YY	
					SS Sleeve	7TGN4AHQ9S**YY	73GN4AHQ9S**YY	74GN4AHQ9S**YY	
	Epoxy	350			SS BB	7TOV4AHQP4**YY	73OV4AHQP4**YY	74OV4AHQP4**YY	
					SS Sleeve	7TOV4AHQ9S**YY	73OV4AHQ9S**YY	74OV4AHQ9S**YY	
SteROLLizer™	350			SS Prec. BB	7TBF4AHC61**YY	73BF4AHC61**YY	74BF4AHC61**YY		
					7TSL4AHC61**YY	73SL4AHC61**YY	74SL4AHC61**YY		



73/74/7T Highly Polished Medium Duty SS Caster - 350LB

73/74/7T SERIES • CAPACITY 350

Wheel Size	Tread Width	Wheel Type	Load Capacity	+Color	Bearing Type	Total Lock #	Swivel Part #	Rigid Part #	
5"	1-1/4"	Yoke only					7TZZ50GZ82**YY	73ZZ50GZ82**YY	74ZZ50GZ82**YY
		Neoprene Energizer™	300		SS Ball B.	7TEN50VB2S**YY	73EN50VB2S**YY	74EN50GV2S**YY	
					Delrin	7TEN50VB55**YY	73EN50VB55**YY	74EN50GV55**YY	
		SteROLLizer™	300		SS Ball B.	7TBG50VO2S**YY	73BG50VO2S**YY	74BG50VO2S**YY	
		Soft Rubber	250		Plain	7TSR50GB82**YY	73SR50GB82**YY	74SR50GB82**YY	
		Thermo-Pro™	300	T,Y	^Precision		7TTP50GI44**YY	73TP50GI44**YY	74TP50GI44**YY
							7TTP50G+47**YY	73TP50G+47**YY	74TP50G+47**YY
					SS Sleeve	7TTP50G+9S**YY	73TP50G+9S**YY	74TP50G+9S**YY	
					Delrin	7TTP50GI5A**YY	73TP50GI5A**YY	74TP50GI5A**YY	
		Nomadic™	325	I,L	Delrin	7TNM50G+5A**YY	73NM50G+5A**YY	74NM50G+5A**YY	
					SS Prec. BB	7TNM50G+4S**YY	73NM50G+4S**YY	74NM50G+4S**YY	
		Element™	250		Delrin	7TEL50GI5A**YY	73EL50GI5A**YY	74EL50GI5A**YY	
		Poly-Pro™	350	I,A,D,S	^Precision		7TPP50G+44**YY	73PP50G+44**YY	74PP50G+44**YY
						B	7TPP50GB82**YY	73PP50GB82**YY	74PP50GB82**YY
				T,Y		7TPP50G+47**YY	73PP50G+47**YY	74PP50G+47**YY	
					SS Sleeve	7TPP50G+9S**YY	73PP50G+9S**YY	74PP50G+9S**YY	
				K,W,P	SS BB	7TPP50G+2S**YY	73PP50G+2S**YY	74PP50G+2S**YY	
					Delrin	7TPP50G+55**YY	73PP50G+55**YY	74PP50G+55**YY	
			SS Prec. BB	7TPP50GI4S**YY	73PP50GI4S**YY	74PP50GI4S**YY			
		Polymadic™	350		Delrin	7TPM50GM5A**YY	73PM50GM5A**YY	74PM50GM5A**YY	
		Stainless Disc	300		Ball	7TUS50GLA3**YY	73US50GLA3**YY	74US50GLA3**YY	
		Conductive	275		^Precision	7TCN50GH44**YY	73CN50GH44**YY	74CN50GH44**YY	
		DuraLastomer™	350		SS Sleeve	7TSU50GL9S**YY	73SU50GL9S**YY	74SU50GL9S**YY	
		Hard Rubber	350		Plain	7THR50GB82**YY	73HR50GB82**YY	74HR50GB82**YY	
		Polyolefin	350	B,Z	Plain	7TPO50G+82**YY	73PO50G+82**YY	74PO50G+82**YY	
			350	J,Z	SS Sleeve	7TPO50G+9S**YY	73PO50G+9S**YY	74PO50G+9S**YY	
		H.D. Polyolefin	350	B,E	Plain	7THP50G+82**YY	73HP50G+82**YY	74HP50G+82**YY	
		Nylon	350		SS Sleeve	7TNY50GE9S**YY	73NY50GE9S**YY	74NY50GE9S**YY	
					SS Prec. BB	7TNY50GE4S**YY	73NY50GE4S**YY	74NY50GE4S**YY	
		Phenolic	350		SS Top Hat	7TPH50GB97**YY	73PH50GB97**YY	74PH50GB97**YY	
		H.T. Phenolic	350		SS Top Hat	7THT50GQ97**YY	73HT50GQ97**YY	74HT50GQ97**YY	
		BrimStone™	350		SS Top Hat	7TGN50GQ97**YY	73GN50GQ97**YY	74GN50GQ97**YY	
6"	1-1/4"	Yoke only					7TZZ60GZ82**YY	73ZZ60GZ82**YY	74ZZ60GZ82**YY
		Thermo-Pro™	300	T,Y	^Precision		7TTP60GI44**YY	73TP60GI44**YY	74TP60GI44**YY
							7TTP60G+47**YY	73TP60G+47**YY	74TP60G+47**YY
					SS Sleeve	7TTP60G+9S**YY	73TP60G+9S**YY	74TP60G+9S**YY	
		Poly-Pro™	350	I,A	^Precision		7TPP60G+44**YY	73PP60G+44**YY	74PP60G+44**YY
						T,Y	7TPP60G+47**YY	73PP60G+47**YY	74PP60G+47**YY
					SS Sleeve	7TPP60G+9S**YY	73PP60G+9S**YY	74PP60G+9S**YY	
			K,W,P	SS BB	7TPP60G+2S**YY	73PP60G+2S**YY	74PP60G+2S**YY		
		Polyolefin	350		Plain	7TPO60GZ82**YY	73PO60GZ82**YY	74PO60GZ82**YY	
			350	J,Z	SS Sleeve	7TPO60G+9S**YY	73PO60G+9S**YY	74PO60G+9S**YY	
DuraLastomer™	350		SS Sleeve	7TSU60HL9S**YY	73SU60HL9S**YY	74SU60HL9S**YY			

MT/MD/MV Stainless Caster Series - 350LB

MT -- Dual Lever Total Lock

MD -- Directional Lock device

MV -- SWIVEL



MT/MD/MV SERIES • CAPACITY 350

- Precision Ball Bearing raceway assures smooth ride with maintenance free device
- Easy ON/OFF nylon pedal, with a unique appearance
- Electrolytic finish for shining and smooth surface
- Constructed with S304 Stainless Steel
- Dual nylon lever for brake operator
- NSF and RoHS Compliant
- 3/8" axle and nut

Fastening Options (Replace ** in part number with desired plate or stem code)		
Plate Code	Overall Size	Bolt Hole Pattern
06	2-3/8" x 3-5/8"	1-3/4" x 2-7/8" slotted to 3"

Size	Overall Height*	Swivel Radius		
		MT	MD	MV
3"	4-5/8"	4-3/8"	4-3/8"	3-1/4"
4"	5-5/8"	4-3/8"	4-3/8"	3-3/4"
5"	6-5/8"	4-5/8"	4-5/8"	4-1/2"
6"	7-5/8"	5"	5"	5"



MT/MD/MV Stainless Caster Series - 350LB

MT/MD/MV SERIES • CAPACITY 350

Wheel Size	Tread Width	Wheel Type	Load Capacity	+Color	Bearing Type	Total Lock #	Directional Lock #	Swivel Caster #		
3"	1-1/4"	Yoke only					MTZZ30GZ82**YY	MDZZ30GZ82**YY	MVZZ30GZ82**YY	
		Soft Rubber	300		Plain	MTSR30GB82**YY	MDSR30GB82**YY	MVSR30GB82**YY		
		Thermo-Pro™	210	T,Y	^Precision	MTTP30GI44**YY	MDTP30GI44**YY	MVTP30GI44**YY		
						MTTP30G+47**YY	MDTP30G+47**YY	MVTP30G+47**YY		
				SS Sleeve	MTTP30G+9S**YY	MDTP30G+9S**YY	MVTP30G+9S**YY			
				SS Prec. BB	MTTP30GI4S**YY	MDTP30GI4S**YY	MVTP30GI4S**YY			
				Plain	MTTP30GI82**YY	MDTP30GI82**YY	MVTP30GI82**YY			
		Nomadic™	300	I,L	Delrin	MTNM30G+5A**YY	MDNM30G+5A**YY	MVNM30G+5A**YY		
					SS Prec. BB	MTNM30G+4S**YY	MDNM30G+4S**YY	MVNM30G+4S**YY		
		Element™	210		Delrin	MTEL30GI5A**YY	MDEL30GI5A**YY	MVEL30GI5A**YY		
		Poly-Pro™	300	A,D,I,K,S	^Precision	MTPP30G+44**YY	MDPP30G+44**YY	MVPP30G+44**YY		
					^Precision	MTPP30G+47**YY	MDPP30G+47**YY	MVPP30G+47**YY		
				T,Y	SS Sleeve	MTPP30G+9S**YY	MDPP30G+9S**YY	MVPP30G+9S**YY		
					SS BB	MTPP30G+2S**YY	MDPP30G+2S**YY	MVPP30G+2S**YY		
				K,W,P	Delrin	MTPP30G+55**YY	MDPP30G+55**YY	MVPP30G+55**YY		
					SS Prec. BB	MTPP30GI4S**YY	MDPP30GI4S**YY	MVPP30GI4S**YY		
		Polymadic™	300		Delrin	MTPM30GM5A**YY	MDPM30GM5A**YY	MVPM30GM5A**YY		
		DuraLastomer™	300		SS Sleeve	MTSU30GL9S**YY	MDSU30GL9S**YY	MVSU30GL9S**YY		
		Hard Rubber	275		Plain	MTHR30GB82**YY	MDHR30GB82**YY	MVHR30GB82**YY		
		Polyolefin	250	B,Z	Plain	MTPO30G+82**YY	MDPO30G+82**YY	MVPO30G+82**YY		
			300	J,Z	SS Sleeve	MTPO30G+9S**YY	MDPO30G+9S**YY	MVPO30G+9S**YY		
			300		SS BB	MTPO30GZ2S**YY	MDPO30GZ2S**YY	MVPO30GZ2S**YY		
		H.D. Polyolefin	250	B,E	Plain	MTHP30G+82**YY	MDHP30G+82**YY	MVHP30G+82**YY		
		Nylon	300		SS Sleeve	MTNY30GE9S**YY	MDNY30GE9S**YY	MVNY30GE9S**YY		
					SS Prec. BB	MTNY30GE4S**YY	MDNY30GE4S**YY	MVNY30GE4S**YY		
		Phenolic	300		SS Top Hat	MTPH30GB97**YY	MDPH30GB97**YY	MVPH30GB97**YY		
		H.T. Phenolic	200		SSTop Hat	MTHT30GQ97**YY	MDHT30GQ97**YY	MVHT30GQ97**YY		
		BrimStone™	350		SS Top Hat	MTGN30GQ97**YY	MDGN30GQ97**YY	MVGN30GQ97**YY		
			1-1/2"	Phenolic	350		SS Sleeve	MTPH30HB9S**YY	MDPH30HB9S**YY	MVPH30HB9S**YY



MT/MD/MV Stainless Caster Series - 350LB

MT/MD/MV SERIES • CAPACITY 350

Wheel Size	Tread Width	Wheel Type	Load Capacity	+Color	Bearing Type	Total Lock #	Directional Lock #	Swivel Caster #	
3-1/2"	1-1/4"	Yoke only					MTZZ35GZ82**YY	MDZZ35GZ82**YY	MVZZ35GZ82**YY
		Soft Rubber	300		Plain	MTSR35GB82**YY	MDSR35GB82**YY	MVSR35GB82**YY	
		Thermo-Pro™	230	T,Y	^Precision	MTPP35GI44**YY	MDTP35GI44**YY	MVTP35GI44**YY	
						MTPP35G+47**YY	MDTP35G+47**YY	MVTP35G+47**YY	
				SS Sleeve	MTPP35G+9S**YY	MDTP35G+9S**YY	MVTP35G+9S**YY		
				Plain	MTPP35GI82**YY	MDTP35GI82**YY	MVTP35GI82**YY		
		Nomadic™	300	I,L	Delrin	MTNM35G+5A**YY	MDNM35G+5A**YY	MVNM35G+5A**YY	
		Element™	220		Delrin	MTEL35GI5A**YY	MDEL35GI5A**YY	MVEL35GI5A**YY	
		Poly-Pro™	300	A,D,I,K,S	^Precision	MTPP35G+44**YY	MDPP35G+44**YY	MVPP35G+44**YY	
						MTPP35G+47**YY	MDPP35G+47**YY	MVPP35G+47**YY	
				T,Y	SS Sleeve	MTPP35G+9S**YY	MDPP35G+9S**YY	MVPP35G+9S**YY	
					SS BB	MTPP35G+2S**YY	MDPP35G+2S**YY	MVPP35G+2S**YY	
				K,W,P	Delrin	MTPP35G+55**YY	MDPP35G+55**YY	MVPP35G+55**YY	
					SS Prec. BB	MTPP35GI4S**YY	MDPP35GI4S**YY	MVPP35GI4S**YY	
		Polymadic™	325		Delrin	MTPM35GM5A**YY	MDPM35GM5A**YY	MVPM35GM5A**YY	
		Stainless Disc	250		Ball	MTUS35GLA3**YY	MDUS35GLA3**YY	MVUS35GLA3**YY	
		Hard Rubber	300		Plain	MTHR35GB82**YY	MDHR35GB82**YY	MVHR35GB82**YY	
		Polyolefin	300	J,Z	Plain	MTPO35G+82**YY	MDPO35G+82**YY	MVPO35G+82**YY	
		Nylon	325		Plain	MTNY35GE82**YY	MDNY35GE82**YY	MVNY35GE82**YY	
					SS Prec. BB	MTNY35GE4S**YY	MDNY35GE4S**YY	MVNY35GE4S**YY	
Phenolic	350		SS Top Hat	MTPH35GB97**YY	MDPH35GB97**YY	MVPH35GB97**YY			



MT/MD/MV Stainless Caster Series - 350LB

MT/MD/MV SERIES • CAPACITY 350

Wheel Size	Tread Width	Wheel Type	Load Capacity	+Color	Bearing Type	Total Lock #	Directional Lock #	Swivel Caster #	
4"	1-1/4"	Yoke only					MTZZ40GZ82**YY	MDZZ40GZ82**YY	MVZZ40GZ82**YY
		Soft Rubber	350		Plain	MTSR40GB82**YY	MDSR40GB82**YY	MVSR40GB82**YY	
		Thermo-Pro™	250	T,Y	^Precision	MTTP40GI44**YY	MDTP40GI44**YY	MVTP40GI44**YY	
						MTTP40G+47**YY	MDTP40G+47**YY	MVTP40G+47**YY	
				SS Sleeve	MTTP40G+9S**YY	MDTP40G+9S**YY	MVTP40G+9S**YY		
				SS Prec. BB	MTTP40GI4S**YY	MDTP40GI4S**YY	MVTP40GI4S**YY		
			Plain	MTTP40GI82**YY	MDTP40GI82**YY	MVTP40GI82**YY			
		Nomadic™	300	I,L	Delrin	MTNM40G+5A**YY	MDNM40G+5A**YY	MVNM40G+5A**YY	
					SS Prec. BB	MTNM40G+4S**YY	MDNM40G+4S**YY	MVNM40G+4S**YY	
		Element™	240		Delrin	MTEL40GI5A**YY	MDEL40GI5A**YY	MVEL40GI5A**YY	
		Poly-Pro™	350	A,D,I,S,C	^Precision	MTPP40G+44**YY	MDPP40G+44**YY	MVPP40G+44**YY	
						MTPP40G+47**YY	MDPP40G+47**YY	MVPP40G+47**YY	
				T,Y	SS Sleeve	MTPP40G+9S**YY	MDPP40G+9S**YY	MVPP40G+9S**YY	
					SS BB	MTPP40G+2S**YY	MDPP40G+2S**YY	MVPP40G+2S**YY	
					Delrin	MTPP40G+55**YY	MDPP40G+55**YY	MVPP40G+55**YY	
			SS Prec. BB	MTPP40GI4S**YY	MDPP40GI4S**YY	MVPP40GI4S**YY			
	Polymadic™	350		Delrin	MTPM40GM5A**YY	MDPM40GM5A**YY	MVPM40GM5A**YY		
	Stainless Disc	270		Ball	MTUS40GLA3**YY	MDUS40GLA3**YY	MVUS40GLA3**YY		
	Conductive	250		^Precision	MTCN40GH44**YY	MDCN40GH44**YY	MVCN40GH44**YY		
				Precision	MTCN40GH4S**YY	MDCN40GH4S**YY	MVCN40GH4S**YY		
	SteROLLizer™	300		SS Top Hat	MTBF40GC97**YY	MDBF40GC97**YY	MVBF40GC97**YY		
					MTSL40GC97**YY	MDSL40GC97**YY	MVSL40GC97**YY		
	DuraLastomer™	350		SS Sleeve	MTSU40GL9S**YY	MDSU40GL9S**YY	MVSU40GL9S**YY		
	Hard Rubber	350		Plain	MTHR40GB82**YY	MDHR40GB82**YY	MVHR40GB82**YY		
	Polyolefin	300	B,Z	Plain	MTPO40G+82**YY	MDPO40G+82**YY	MVPO40G+82**YY		
		350	J,Z	SS Sleeve	MTPO40G+9S**YY	MDPO40G+9S**YY	MVPO40G+9S**YY		
		350		SS BB	MTPO40GZ2S**YY	MDPO40GZ2S**YY	MVPO40GZ2S**YY		
	H.D. Polyolefin	350	B,E	Plain	MTHP40G+82**YY	MDHP40G+82**YY	MVHP40G+82**YY		
	Nylon	350		SS Sleeve	MTNY40GE9S**YY	MDNY40GE9S**YY	MVNY40GE9S**YY		
				SS Prec. BB	MTNY40GE4S**YY	MDNY40GE4S**YY	MVNY40GE4S**YY		
	Phenolic	350		SS Top Hat	MTPH40GB97**YY	MDPH40GB97**YY	MVPH40GB97**YY		
	H.T. Phenolic	250		SS Top Hat	MHT40GQ97**YY	MDHT40GQ97**YY	MVHT40GQ97**YY		
BrimStone™	300		SS Top Hat	MTGN40GQ97**YY	MDGN40GQ97**YY	MVGN40GQ97**YY			
1-1/2"		H.T. Phenolic	350		SS Sleeve	MHT40HQ9S**YY	MDHT40HQ9S**YY	MVHT40HQ9S**YY	
		BrimStone™	350		SS Sleeve	MTGN40HQ9S**YY	MDGN40HQ9S**YY	MVGN40HQ9S**YY	
		Epoxy	350		SS BB	MTOV40HQP4**YY	MDOV40HQP4**YY	MVOV40HQP4**YY	
					SS Sleeve	MTOV40HQ9S**YY	MDOV40HQ9S**YY	MVOV40HQ9S**YY	
		SteROLLizer™	350		SS Prec. BB	MTBF40HC61**YY	MDBF40HC61**YY	MVBF40HC61**YY	
MTSL40HC61**YY	MDSL40HC61**YY					MVSL40HC61**YY			



MT/MD/MV Stainless Caster Series - 350LB

MT/MD/MV SERIES • CAPACITY 350

Wheel Size	Tread Width	Wheel Type	Load Capacity	+Color	Bearing Type	Total Lock #	Directional Lock #	Swivel Caster #	
5"	1-1/4"	Yoke only					MTZZ50GZ82**YY	MDZZ50GZ82**YY	MVZZ50GZ82**YY
		Neoprene Energizer™	300		SS Ball B.	MTEN50VB2S**YY	MDEN50VB2S**YY	MVEN50GV2S**YY	
					Delrin	MTEN50VB55**YY	MDEN50VB55**YY	MVEN50GV55**YY	
		SteROLLizer™	300		SS Ball B.	MTBG50VO2S**YY	MDBG50VO2S**YY	MVBG50VO2S**YY	
		Soft Rubber	250		Plain	MTSR50GB82**YY	MDSR50GB82**YY	MVSR50GB82**YY	
		Thermo-Pro™	300	T,Y	^Precision		MTTP50GI44**YY	MDTP50GI44**YY	MVTP50GI44**YY
							MTTP50G+47**YY	MDTP50G+47**YY	MVTP50G+47**YY
					SS Sleeve		MTTP50G+9S**YY	MDTP50G+9S**YY	MVTP50G+9S**YY
							MTTP50GI5A**YY	MDTP50GI5A**YY	MVTP50GI5A**YY
		Nomadic™	325	I,L	SS Prec. BB	Delrin	MTNM50G+5A**YY	MDNM50G+5A**YY	MVNM50G+5A**YY
							MTNM50G+4S**YY	MDNM50G+4S**YY	MVNM50G+4S**YY
		Element™	250		Delrin	MTEL50GI5A**YY	MDEL50GI5A**YY	MVEL50GI5A**YY	
		Poly-Pro™	350	I,A,D,S	^Precision		MTPP50G+44**YY	MDPP50G+44**YY	MVPP50G+44**YY
						B	MTPP50GB82**YY	MDPP50GB82**YY	MVPP50GB82**YY
				T,Y			MTTP50G+47**YY	MDPP50G+47**YY	MVPP50G+47**YY
						SS Sleeve	MTTP50G+9S**YY	MDPP50G+9S**YY	MVPP50G+9S**YY
				K,W,P		SS BB	MTTP50G+2S**YY	MDPP50G+2S**YY	MVPP50G+2S**YY
						Delrin	MTTP50G+55**YY	MDPP50G+55**YY	MVPP50G+55**YY
			SS Prec. BB	MTTP50GI4S**YY	MDPP50GI4S**YY	MVPP50GI4S**YY			
		Polymadic™	350		Delrin	MTPM50GM5A**YY	MDPM50GM5A**YY	MVPM50GM5A**YY	
		Stainless Disc	300		Ball	MTUS50GLA3**YY	MDUS50GLA3**YY	MVUS50GLA3**YY	
		Conductive	275		^Precision	MTCN50GH44**YY	MDCN50GH44**YY	MVCN50GH44**YY	
		DuraLastomer™	350		SS Sleeve	MTSU50GL9S**YY	MDSU50GL9S**YY	MVSU50GL9S**YY	
		Hard Rubber	350		Plain	MTHR50GB82**YY	MDHR50GB82**YY	MVHR50GB82**YY	
		Polyolefin	350	B,Z	Plain	MTPO50G+82**YY	MDPO50G+82**YY	MVPO50G+82**YY	
			350	J,Z	SS Sleeve	MTPO50G+9S**YY	MDPO50G+9S**YY	MVPO50G+9S**YY	
		H.D. Polyolefin	350	B,E	Plain	MTHP50G+82**YY	MDHP50G+82**YY	MVHP50G+82**YY	
		Nylon	350		SS Sleeve	MTNY50GE9S**YY	MDNY50GE9S**YY	MVNY50GE9S**YY	
SS Prec. BB	MTNY50GE4S**YY				MDNY50GE4S**YY	MVNY50GE4S**YY			
Phenolic	350		SS Top Hat	MTPH50GB97**YY	MDPH50GB97**YY	MVPH50GB97**YY			
H.T. Phenolic	350		SS Top Hat	MTHT50GQ97**YY	MDHT50GQ97**YY	MVHT50GQ97**YY			
BrimStone™	350		SS Top Hat	MTGN50GQ97**YY	MDGN50GQ97**YY	MVGN50GQ97**YY			
6"	1-1/4"	Yoke only					MTZZ60GZ82**YY	MDZZ60GZ82**YY	MVZZ60GZ82**YY
		Thermo-Pro™	300	T,Y	^Precision		MTTP60GI44**YY	MDTP60GI44**YY	MVTP60GI44**YY
							MTTP60G+47**YY	MDTP60G+47**YY	MVTP60G+47**YY
					SS Sleeve	MTTP60G+9S**YY	MDTP60G+9S**YY	MVTP60G+9S**YY	
		Poly-Pro™	350	I,A	^Precision		MTPP60G+44**YY	MDPP60G+44**YY	MVPP60G+44**YY
							MTTP60G+47**YY	MDPP60G+47**YY	MVPP60G+47**YY
				T,Y		SS Sleeve	MTTP60G+9S**YY	MDPP60G+9S**YY	MVPP60G+9S**YY
						K,W,P	SS BB	MTTP60G+2S**YY	MDPP60G+2S**YY
		Polyolefin	350		Plain	MTPO60GZ82**YY	MDPO60GZ82**YY	MVPO60GZ82**YY	
			350	J,Z	SS Sleeve	MTPO60G+9S**YY	MDPO60G+9S**YY	MVPO60G+9S**YY	



RZ/RT/RB Stainless Casters - 350lb

RZ/RT/RB SERIES • CAPACITY 350



RZ -- Free Swivel Caster

RT -- Total lock Caster, lock swivel and wheel simultaneously

RB -- Directional Lock, lock swivel to steer straight

- Mechanically polished and buffed to a smooth reflective surface
- Constructed with S304 Stainless Steel
- All-304 SS brake mechanism
- #06 Plate with hollow kingpin
- Dual ball bearings raceway
- NSF and RoHS Compliant
- 3/8" axle and nut



RZ/RT/RB Stainless Casters - 350lb

RZ/RT/RB SERIES • CAPACITY 350

Fastening Options (Replace ** in part number with desired plate or stem code)						
Plate Code	Overall Size		Bolt Hole Pattern			Mounting Bolt Size
06	2-3/8" x 3-5/8"		1-3/4" x 2-7/8" slotted to 3"			5/16"
					Permanently attached Stem	
Stem Code	Size	Modular Stem Part #	Stem Type	Stem Code	Size	Stem Type
ZZ	1/2"		Hollow Kingpin-No Fastener	91	7/16" x 1-3/8"	Grip Ring
61	3/8" - 16 x 1"	S7STS61	Threaded	68	1/2" - 13 x 1-1/2"	Threaded
S1	1/2" - 13 x 4"	S7STTS1		70	1/2" - 13 x 2-3/4"	
81	5/8" - 11 x 1-3/4"	STSTT81		71	.720" - .851"	Rounded Expandable Adaptor
S2	5/8" - 11 x 4"	S7STTS2		7B	.920" - .980"	
S6	3/4" - 10 x 2"	S7STTS6		72	.852" - .927"	
S7	3/4" - 10 x 4"	S7STTS7		73	.928" - 1.029"	
S3	3/4" - 10 x 6"	S7STTS3		7A	1.020" - 1.100"	
S4	3/4" - 10 x 8"	S7STTS4		74	1.030" - 1.14"	
S5	3/4" - 10 x 10"	S7STTS5		75	1.360" - 1.425"	
91	7/16" x 1-3/8"	S7STG91		Grip Ring	76	
97	7/16" x 2"	S7STG97	77		1.790" - 1.850"	
95	.846" x 2-3/16"	S7STG95	78		1.178" - 1.303"	
57	3/4" x 2"	S7STR57	Rounded w/ 3 cross drilled holes	72S	.852" - .927"	Rounded Expandable Adaptor w/ stainless knurl nuts
82	1-1/8" x 2-3/16"	S7STG82	Rounded Grip Ring (2 rings)	73S	.928" - 1.029"	
51	3/4" x 2"	S7STS51	Squared w/ 3 cross drilled holes	76S	1.426" - 1.589"	Expandable Adaptor for squared tubing
42	7/8" x 2"			R1	.720" - .851"	
41	.865" x 2-1/4"	S7STO41	Octagon w/ Grip Ring	R2	.852" - .927"	Expandable Adaptor for squared tubing
G3	7/8" x 3-1/2"	S7STGG3	Squared Grip Rings (2 rings)	R3	.928" - 1.029"	
Order the modular stem installed with code - or uninstalled by part #				R4	1.030" - 1.140"	
				R5	1.360" - 1.425"	
				R6	1.426" - 1.589"	

		Swivel Radius	
Size	Overall Height	Swivel Caster	Total Lock/Directional Lock
3"	4-7/16"	2-29/32"	4-1/4"
4"	5-7/16"	3-19/32"	4-17/32"
5"	6-3/16"	4-1/4"	4-27/32"
6"	7-7/16"	4-5/8"	4-15/16"

*Reduce Overall Height 1/8" for stem casters



RZ/RT/RB Stainless Casters - 350lb

RZ/RT/RB SERIES • CAPACITY 350

Wheel Dia.	Tread Width	Wheel Type	Load Capacity	+Color	Bearing Type	Total Lock Caster #	Directional Lock Caster #	Swivel Caster #	
3"	1-1/4"	Yoke only					RTZZ30GZ82**YY	RBZZ30GZ82**YY	RZZZ30GZ82**YY
		Antimicrobial	200		Delrin	RTAM30GN4S**YY	RBAM30GN4S**YY	RZAM30GN4S**YY	
		Antimicrobial	200		Pre. Ball	RTAM30GN82**YY	RBAM30GN82**YY	RZAM30GN82**YY	
		Soft Rubber	300		Plain	RTSR30GB82**YY	RBSR30GB82**YY	RZSR30GB82**YY	
		Thermo-Pro™	210	T,Y	^Precision		RTPP30GI44**YY	RBTP30GI44**YY	RZTP30GI44**YY
							RTTP30G+47**YY	RBTP30G+47**YY	RZTP30G+47**YY
					SS Sleeve	RTTP30G+9S**YY	RBTP30G+9S**YY	RZTP30G+9S**YY	
					SS Prec. BB	RTTP30GI4S**YY	RBTP30GI4S**YY	RZTP30GI4S**YY	
					Plain	RTTP30GI82**YY	RBTP30GI82**YY	RZTP30GI82**YY	
		Nomadic™	300	I,L	Delrin	RTNM30G+5A**YY	RBNM30G+5A**YY	RZNM30G+5A**YY	
					SS Prec. BB	RTNM30G+4S**YY	RBNM30G+4S**YY	RZNM30G+4S**YY	
		Element™	210		Delrin	RTEL30GI5A**YY	RBEL30GI5A**YY	RZEL30GI5A**YY	
		Poly-Pro™	300	A,D,I,K,S	^Precision		RTPP30G+44**YY	RBPP30G+44**YY	RZPP30G+44**YY
							RTTP30G+47**YY	RBPP30G+47**YY	RZPP30G+47**YY
				T,Y	SS Sleeve	RTTP30G+9S**YY	RBPP30G+9S**YY	RZPP30G+9S**YY	
					SS BB	RTTP30G+2S**YY	RBPP30G+2S**YY	RZPP30G+2S**YY	
				K,W,P	Delrin	RTTP30G+55**YY	RBPP30G+55**YY	RZPP30G+55**YY	
					SS Prec. BB	RTTP30GI4S**YY	RBPP30GI4S**YY	RZPP30GI4S**YY	
		Polymadic™	300		Delrin	RTPM30GM5A**YY	RBPM30GM5A**YY	RZPM30GM5A**YY	
		DuraLastomer™	300		SS Sleeve	RTSU30GL9S**YY	RBSU30GL9S**YY	RZSU30GL9S**YY	
		Hard Rubber	275		Plain	RTHR30GB82**YY	RBHR30GB82**YY	RZHR30GB82**YY	
		Polyolefin	250	B,Z	Plain	RTPO30G+82**YY	RBPO30G+82**YY	RZPO30G+82**YY	
			300	J,Z	SS Sleeve	RTPO30G+9S**YY	RBPO30G+9S**YY	RZPO30G+9S**YY	
			300		SS BB	RTPO30GZ2S**YY	RBPO30GZ2S**YY	RZPO30GZ2S**YY	
		H.D. Polyolefin	250	B,E	Plain	RTHP30G+82**YY	RBHP30G+82**YY	RZHP30G+82**YY	
		Nylon	300		SS Sleeve	RTNY30GE9S**YY	RBNY30GE9S**YY	RZNY30GE9S**YY	
					SS Prec. BB	RTNY30GE4S**YY	RBNY30GE4S**YY	RZNY30GE4S**YY	
		Phenolic	300		SS Top Hat	RTPH30GB97**YY	RBPH30GB97**YY	RZPH30GB97**YY	
H.T. Phenolic	200		SS Top Hat	RTHT30GQ97**YY	RBHT30GQ97**YY	RZHT30GQ97**YY			
BrimStone™	350		SS Top Hat	RTGN30GQ97**YY	RBGN30GQ97**YY	RZGN30GQ97**YY			



RZ/RT/RB Stainless Casters - 350lb

RZ/RT/RB SERIES • CAPACITY 350

Wheel Dia.	Tread Width	Wheel Type	Load Capacity	+Color	Bearing Type	Total Lock Caster #	Directional Lock Caster #	Swivel Caster #			
4"	1-1/4"	Yoke only					RTZZ40GZ82**YY	RBZZ40GZ82**YY	RZZZ40GZ82**YY		
		Antimicrobial	250		Delrin	RTAM40GN4S**YY	RBAM40GN4S**YY	RZAM40GN4S**YY			
		Antimicrobial	250		Pre. Ball	RTAM40GN82**YY	RBAM40GN82**YY	RZAM40GN82**YY			
		Soft Rubber	350		Plain	RTSR40GB82**YY	RBSR40GB82**YY	RZSR40GB82**YY			
		Thermo-Pro™	250	T,Y		^Precision		RTTP40GI44**YY	RBTP40GI44**YY	RZTP40GI44**YY	
								RTTP40G+47**YY	RBTP40G+47**YY	RZTP40G+47**YY	
								SS Sleeve	RTTP40G+9S**YY	RBTP40G+9S**YY	RZTP40G+9S**YY
								SS Prec. BB	RTTP40GI4S**YY	RBTP40GI4S**YY	RZTP40GI4S**YY
								Plain	RTTP40GI82**YY	RBTP40GI82**YY	RZTP40GI82**YY
		Nomadic™	300	I,L			Delrin	RTNM40G+5A**YY	RBNM40G+5A**YY	RZNM40G+5A**YY	
							SS Prec. BB	RTNM40G+4S**YY	RBNM40G+4S**YY	RZNM40G+4S**YY	
		Element™	240			Delrin	RTEL40GI5A**YY	RBEL40GI5A**YY	RZEL40GI5A**YY		
		Poly-Pro™	350	A,D,I,S,C		^Precision		RTPP40G+44**YY	RBPP40G+44**YY	RZPP40G+44**YY	
								RTPP40G+47**YY	RBPP40G+47**YY	RZPP40G+47**YY	
				T,Y		SS Sleeve	RTPP40G+9S**YY	RBPP40G+9S**YY	RZPP40G+9S**YY		
						K,W,P	SS BB	RTPP40G+2S**YY	RBPP40G+2S**YY	RZPP40G+2S**YY	
							Delrin	RTPP40G+55**YY	RBPP40G+55**YY	RZPP40G+55**YY	
			SS Prec. BB	RTPP40GI4S**YY	RBPP40GI4S**YY	RZPP40GI4S**YY					
		Polymadic™	350			Delrin	RTPM40GM5A**YY	RBPM40GM5A**YY	RZPM40GM5A**YY		
		Stainless Disc	270			Ball	RTUS40GLA3**YY	RBUS40GLA3**YY	RZUS40GLA3**YY		
		Conductive	250				^Precision	RTCN40GH44**YY	RBCN40GH44**YY	RZCN40GH44**YY	
							Precision	RTCN40GH4S**YY	RBCN40GH4S**YY	RZCN40GH4S**YY	
		SteROLLizer™	300				SS Top Hat	RTBF40GC97**YY	RBBF40GC97**YY	RZBF40GC97**YY	
								RTSL40GC97**YY	RBSL40GC97**YY	RZSL40GC97**YY	
		DuraLastomer™	350				SS Sleeve	RTSU40GL9S**YY	RBSU40GL9S**YY	RZSU40GL9S**YY	
		Hard Rubber	350				Plain	RTHR40GB82**YY	RBHR40GB82**YY	RZHR40GB82**YY	
		Polyolefin	300	B,Z			Plain	RTPO40G+82**YY	RBPO40G+82**YY	RZPO40G+82**YY	
			350	J,Z			SS Sleeve	RTPO40G+9S**YY	RBPO40G+9S**YY	RZPO40G+9S**YY	
			350				SS BB	RTPO40GZ2S**YY	RBPO40GZ2S**YY	RZPO40GZ2S**YY	
		H.D. Polyolefin	350	B,E			Plain	RTHP40G+82**YY	RBHP40G+82**YY	RZHP40G+82**YY	
		Nylon	350				SS Sleeve	RTNY40GE9S**YY	RBNY40GE9S**YY	RZNY40GE9S**YY	
							SS Prec. BB	RTNY40GE4S**YY	RBNY40GE4S**YY	RZNY40GE4S**YY	
Phenolic	350				SS Top Hat	RTPH40GB97**YY	RBPH40GB97**YY	RZPH40GB97**YY			
H.T. Phenolic	250				SS Top Hat	RTHT40GQ97**YY	RBHT40GQ97**YY	RZHT40GQ97**YY			
BrimStone™	300				SS Top Hat	RTGN40GQ97**YY	RBGN40GQ97**YY	RZGN40GQ97**YY			



RZ/RT/RB Stainless Casters - 350lb

RZ/RT/RB SERIES • CAPACITY 350

Wheel Dia.	Tread Width	Wheel Type	Load Capacity	+Color	Bearing Type	Total Lock Caster #	Directional Lock Caster #	Swivel Caster #	
5"	1-1/4"	Yoke only					RTZZ50GZ82**YY	RBZZ50GZ82**YY	RZZZ50GZ82**YY
		Antimicrobial	275		Delrin	RTAM50GN4S**YY	RBAM50GN4S**YY	RZAM50GN4S**YY	
		Antimicrobial	275		Pre. Ball	RTAM50GN82**YY	RBAM50GN82**YY	RZAM50GN82**YY	
		Neoprene Energizer™	300		SS Ball B.	RTEN50VB2S**YY	RBEN50GV2S**YY	RZEN50GV2S**YY	
					Delrin	RTEN50VB55**YY	RBEN50GV55**YY	RZEN50GV55**YY	
		SteROLLizer™	300		SS Ball B.	RTBG50VO2S**YY	RBBG50VO2S**YY	RZBG50VO2S**YY	
		Soft Rubber	250		Plain	RTSR50GB82**YY	RBSR50GB82**YY	RZSR50GB82**YY	
		Thermo-Pro™	300	T,Y	^Precision	RTTP50GI44**YY	RBTP50GI44**YY	RZTP50GI44**YY	
						RTTP50G+47**YY	RBTP50G+47**YY	RZTP50G+47**YY	
					SS Sleeve	RTTP50G+9S**YY	RBTP50G+9S**YY	RZTP50G+9S**YY	
					Delrin	RTTP50GI5A**YY	RBTP50GI5A**YY	RZTP50GI5A**YY	
		Nomadic™	325	I,L	Delrin	RTNM50G+5A**YY	RBNM50G+5A**YY	RZNM50G+5A**YY	
					SS Prec. BB	RTNM50G+4S**YY	RBNM50G+4S**YY	RZNM50G+4S**YY	
		Element™	250		Delrin	RTEL50GI5A**YY	RBEL50GI5A**YY	RZEL50GI5A**YY	
		Poly-Pro™	350	I,A,D,S	^Precision	RTPP50G+44**YY	RBPP50G+44**YY	RZPP50G+44**YY	
						RTPP50GB82**YY	RBPP50GB82**YY	RZPP50GB82**YY	
				T,Y	RTPP50G+47**YY	RBPP50G+47**YY	RZPP50G+47**YY		
					SS Sleeve	RTPP50G+9S**YY	RBPP50G+9S**YY	RZPP50G+9S**YY	
				K,W,P	SS BB	RTPP50G+2S**YY	RBPP50G+2S**YY	RZPP50G+2S**YY	
					Delrin	RTPP50G+55**YY	RBPP50G+55**YY	RZPP50G+55**YY	
			SS Prec. BB	RTPP50GI4S**YY	RBPP50GI4S**YY	RZPP50GI4S**YY			
		Polymadic™	350		Delrin	RTPM50GM5A**YY	RBPM50GM5A**YY	RZPM50GM5A**YY	
		Stainless Disc	300		Ball	RTUS50GLA3**YY	RBUS50GLA3**YY	RZUS50GLA3**YY	
		Conductive	275		^Precision	RTCN50GH44**YY	RBCN50GH44**YY	RZCN50GH44**YY	
		DuraLastomer™	350		SS Sleeve	RTSU50GL9S**YY	RBSU50GL9S**YY	RZSU50GL9S**YY	
		Hard Rubber	350		Plain	RTHR50GB82**YY	RBHR50GB82**YY	RZHR50GB82**YY	
		Polyolefin	350	B,Z	Plain	RTPO50G+82**YY	RBPO50G+82**YY	RZPO50G+82**YY	
			350	J,Z	SS Sleeve	RTPO50G+9S**YY	RBPO50G+9S**YY	RZPO50G+9S**YY	
		H.D. Polyolefin	350	B,E	Plain	RTHP50G+82**YY	RBHP50G+82**YY	RZHP50G+82**YY	
		Nylon	350		SS Sleeve	RTNY50GE9S**YY	RBNY50GE9S**YY	RZNY50GE9S**YY	
					SS Prec. BB	RTNY50GE4S**YY	RBNY50GE4S**YY	RZNY50GE4S**YY	
		Phenolic	350		SS Top Hat	RTPH50GB97**YY	RBPH50GB97**YY	RZPH50GB97**YY	
H.T. Phenolic	350		SS Top Hat	RTHT50GQ97**YY	RBHT50GQ97**YY	RZHT50GQ97**YY			
BrimStone™	350		SS Top Hat	RTGN50GQ97**YY	RBGN50GQ97**YY	RZGN50GQ97**YY			
6"	1-1/4"	Yoke only					RTZZ60GZ82**YY	RBZZ60GZ82**YY	RZZZ60GZ82**YY
		Thermo-Pro™	300	T,Y	^Precision	RTTP60GI44**YY	RBTP60GI44**YY	RZTP60GI44**YY	
						RTTP60G+47**YY	RBTP60G+47**YY	RZTP60G+47**YY	
					SS Sleeve	RTTP60G+9S**YY	RBTP60G+9S**YY	RZTP60G+9S**YY	
		Poly-Pro™	350	I,A	^Precision	RTPP60G+44**YY	RBPP60G+44**YY	RZPP60G+44**YY	
						RTPP60G+47**YY	RBPP60G+47**YY	RZPP60G+47**YY	
				T,Y	SS Sleeve	RTPP60G+9S**YY	RBPP60G+9S**YY	RZPP60G+9S**YY	
			K,W,P	SS BB	RTPP60G+2S**YY	RBPP60G+2S**YY	RZPP60G+2S**YY		
		Polyolefin	350		Plain	RTPO60GZ82**YY	RBPO60GZ82**YY	RZPO60GZ82**YY	
			350	J,Z	SS Sleeve	RTPO60G+9S**YY	RBPO60G+9S**YY	RZPO60G+9S**YY	

B1/B2/B3 Highly Polished Stainless Steel Casters - 1250LB

B1SX50JI8417YY



B2PO50JE8417YY



B3SU50JL8417YY






B1/B2/B3 SERIES • CAPACITY 1250

- Mechanically polished and buffed to a smooth mirror-like reflective surface
- Stainless Steel Ball Bearings dual raceway integrated seal as standard
- Zerk fitting on the raceway. Seal temperature range is -10 to +250°F
- Formed from Grade 304 Stainless Steel, 1/4" thickness
- 1/2" diameter, stainless steel zerk axle is standard
- Grade 304 Stainless 5/8" kingbolt/nut
- NSF listed and ROHS Compliant
- High-Temp grease available

Applications:

- Around water – boating environments: fisheries, cruise ships, etc...
- Food processing (chicken / slaughter plants)
- Bakeries – the larger 'dough troughs'
- Medical waste disposal
- Some clean rooms
- Pharmaceutical
- Autoclaves

Top Lock Brake(TY)	4 Position Locks(PY)	
		



B1/B2/B3 SERIES • CAPACITY 1250

B1/B2/B3 Highly Polished Stainless Steel Casters - 1250LB

Fastening Pattern				
Plate Code	Overall Dimension		Bolt Hole Pattern	Mounting Bolt Size
17	4" x 4-1/2"		2-5/8" x 3-5/8" to 3"x3"	3/8"
Size	Overall Height	Swivel Radius(B1)	Swivel Radius(B3)	
4"	5-5/8"	3-3/8"	5-5/16"	
5"	6-1/2"	4"	5-11/16"	
6"	7-1/2"	4-1/2"	5-11/16"	
8"	9-1/2"	6"	6-5/8"	

BRBRG11	BRBRG57	DLSPJ12	DLBRG57
(72)	Top Hats	PRBRGS6	SRBSS05

WHEELS

SF-45A	BC-60A	EN-62A	NM-65A	TP-75A	NR-80A	RA-80A	LS-80A	UX-80-85A
UA-90-95A	MU-95A	PA-95A	PR-55D	PP-60D	PM-60D	SU-60D	PO-65D	PO-65D
UD-65D	HU-65D	HI-65D	SX-70D	NY-75D	NX-78-82D	MA-85D	MIV-85D	PH-90D

HIGH TEMP WHEELS



SL-75A



GN-85D



OV-90D



HT-95D



B1/B2/B3 Highly Polished Stainless Steel Casters - 1250LB

B1/B2/B3 SERIES • CAPACITY 1250

Wheel Diameter	Tread Width	Wheel Type	Available Bearing Options(##)	Color (+)	Replace + with a desired wheel color			Load Cap.
					Replace ** with desired wheel bearing			
					SWIVEL	RIGID	TOTAL LOCK	
					Part #			
4"	2"				B1ZZ40JZ8317YY	B2ZZ40JZ8317YY	B3ZZ40JZ8317YY	
		Super-Soft	05,6S,57,12		B1SF40JIC##17YY	B2SF40JI##17YY	B3SF40JI##17YY	150
		Neo-Energizer™	05,6S,57,S4,12		B1EN40JB##17YY	B2EN40JB##17YY	B3EN40JB##17YY	500
		Ergo Blue Rubber	05,6S,57,12		B1BL40JL##17YY	B2BL40JL##17YY	B3BL40JL##17YY	400
		Nomadic™	05,6S,57,12	I,A	B1NM40J+##17YY	B2NM40J+##17YY	B3NM40J+##17YY	400
		Xtreme	S2		B1LS40JAS217YY	B2LS40JAS217YY	B3LS40JAS217YY	350
		Rubber on Nylon	05,6S,57,12		B1NR40JB##17YY	B2NR40JB##17YY	B3NR40JB##17YY	400
		Thermo-Pro™	05,6S,57,12	A,I,X,T,Y	B1TP40J+##17YY	B2TP40J+##17YY	B3TP40J+##17YY	300
		Polyolefin	05,6S,57,12	B,E	B1PO40J+##17YY	B2PO40J+##17YY	B3PO40J+##17YY	500
		Nylon	05,6S,57,12		B1NY40JE##17YY	B2NY40JE##17YY	B3NY40JE##17YY	800
		Ironman	05,6S,57,72,12	B,I	B1NX40JB##17YY	B2NX40JB##17YY	B3NX40JB##17YY	1250
		RokHard™	05,6S,57,12		B1HI40JB##17YY	B2HI40JB##17YY	B3HI40JB##17YY	800
		BrimStone™	05,6S	B,Q	B1GN40J+##17YY	B2GN40J+##17YY	B3GN40J+##17YY	800
		Epoxy	05,6S		B1OV40JQ##17YY	B2OV40JQ##17YY	B3OV40JQ##17YY	800
		MaxRok™	05,6S,57,72,12		B1MA40JB##17YY	B2MA40JB##17YY	B3MA40JB##17YY	800
		Phenolic	05,6S,57,12		B1PH40JB##17YY	B2PH40JB##17YY	B3PH40JB##17YY	800
		Phenolic(Straight Sided)	05,6S,57,12		B1PH40TB##17YY	B2PH40TB##17YY	B3PH40TB##17YY	1000
		High-Temp Phenolic	05,6S		B1HT40JQ##17YY	B2HT40JQ##17YY	B3HT40JQ##17YY	600
		Polyon MaxRok™	05,6S,57,12	G,K	B1MU40J+##17YY	B2MU40J+##17YY	B3MU40J+##17YY	700
		Poly-Pro™	05,6S,57,12	D,K,M,U,W	B1PP40J+##17YY	B2PP40J+##17YY	B3PP40J+##17YY	500
			72		B1PP40JM7217YY	B2PP40JM7217YY	B3PP40JM7217YY	500
		Polymadic™	05,6S,57,72	I,M	B1PM40J+##17YY	B2PM40J+##17YY	B3PM40J+##17YY	600
		DuraLastomer™	6S,57,12		B1SU40JL##17YY	B2SU40JL##17YY	B3SU40JL##17YY	750
		Super Elastomer	72		B1SX40JI7217YY	B2SX40JI7217YY	B3SX40JI7217YY	1000
		ErgoLastomer™	05,6S,57,S4,12		B1HU40JI##17YY	B2HU40JI##17YY	B3HU40JI##17YY	1000
		Ultraflex™	72		B1UX40JO7217YY	B2UX40JO7217YY	B3UX40JO7217YY	900
MaxRok™	05,6S,57,12		B1MA40JT##17YY	B2MA40JT##17YY	B3MA40JT##17YY	800		



B1/B2/B3 Highly Polished Stainless Steel Casters - 1250LB

B1/B2/B3 SERIES • CAPACITY 1250

Wheel Diameter	Tread Width	Wheel Type	Available Bearing Options(##)	Color (+)	Replace + with a desired wheel color			
					Replace ** with desired wheel bearing			Load Cap.
					SWIVEL	RIGID	TOTAL LOCK	
					Part #			
5"	2"	Yoke Only			B1ZZ50JZ8317YY	B2ZZ50JZ8317YY	B3ZZ50JZ8317YY	
		Neo-Energizer™	05,6S,57,S4,12		B1EN50JB##17YY	B2EN50JB##17YY	B3EN50JB##17YY	550
		Ergo Blue Rubber	05,6S,57,12		B1BL50JL##17YY	B2BL50JL##17YY	B3BL50JL##17YY	500
		Nomadic™	05,6S,57,12	A,I	B1NM50J+##17YY	B2NM50J+##17YY	B3NM50J+##17YY	500
		Xtreme	S2		B1LS50JAS217YY	B2LS50JAS217YY	B3LS50JAS217YY	400
		Rubber on Nylon	05,6S,57,12		B1NR50JB##17YY	B2NR50JB##17YY	B3NR50JB##17YY	450
		Thermo-Pro™	05,6S,57,12	A,I,X,T,Y	B1TP50J+##17YY	B2TP50J+##17YY	B3TP50J+##17YY	350
		Polyolefin	05,6S,57,12	B,E	B1PO50J+##17YY	B2PO50J+##17YY	B3PO50J+##17YY	650
		Nylon	05,6S,57,12		B1NY50JE##17YY	B2NY50JE##17YY	B3NY50JE##17YY	900
		Ironman	05,6S,57,72	B,I	B1NX50J+##17YY	B2NX50J+##517YY	B3NX50JB##17YY	1250
		RokHard™	05,6S,57,12		B1HI50JB##17YY	B2HI50JB##17YY	B3HI50JB##17YY	900
		BrimStone™	05,6S	B,Q	B1GN50J+##17YY	B2GN50J+##17YY	B3GN50J+##17YY	1000
		Epoxy	05,6S		B1OV50JQ##17YY	B2OV50JQ##17YY	B3OV50JQ##17YY	1000
		MaxRok™	05,6S,57,72,12		B1MA50JB##17YY	B2MA50JB##17YY	B3MA50JB##17YY	1000
		Phenolic	05,6S,57,12		B1PH50JB##17YY	B2PH50JB##17YY	B3PH50JB##17YY	1000
		Phenolic Straight-side			B1PH50TB##17YY	B2PH50TB##17YY	B3PH50TB##17YY	1200
		Hi-Temp Phenolic	05,6S		B1HT50JQ##17YY	B2HT50JQ##17YY	B3HT50JQ##17YY	750
		Sterollizer™	Bronze		B1SL50JCB217YY	B2SL50JCB217YY	B3SL50JCB217YY	450
		Polygon MaxRok™	05,6S,57,12	G,K	B1MU50J+##17YY	B2MU50J+##17YY	B3MU50J+##17YY	1000
		Polygon-C	05,6S,57		B1PR50JL##17YY	B2PR50JL##17YY	B3PR50JL##17YY	900
		Poly-Pro™	05,72,57,12	B,C,D,K,U	B1PP50J+##17YY	B2PP50J+##17YY	B3PP50J+##17YY	600
			72VVV		B1PP50JM7217YY	B2PP50JM7217YY	B3PP50JM7217YY	600
			72		B1PP50JM7217YY	B2PP50JM7217YY	B3PP50JM7217YY	600
			72		B1PP50JH7217YY	B2PP50JH7217YY	B3PP50JH7217YY	700
		Polymadic™	05,6S,57,72,12	I,M	B1PM50J+##17YY	B2PM50J+##17YY	B3PM50J+##17YY	750
		DuraLastomer™	05,6S,57,12		B1SU50JL##17YY	B2SU50JL##17YY	B3SU50JL##17YY	800
		Super Elastomer	72		B1SX50JI7217YY	B2SX50JI7217YY	B3SX50JI7217YY	1000
		ErgoLastomer™	05,6S,57,S4,12		B1HU50JI##17YY	B2HU50JI##17YY	B3HU50JI##17YY	1250
Ultraflex™	S4		B1UX50JOS417YY	B2UX50JOS417YY	B3UX50JOS417YY	900		



B1/B2/B3 Highly Polished Stainless Steel Casters - 1250LB

B1/B2/B3 SERIES • CAPACITY 1250

Wheel Diameter	Tread Width	Wheel Type	Available Bearing Options(##)	Color (+)	Replace + with a desired wheel color			
					Replace ** with desired wheel bearing			Load Cap.
					SWIVEL	RIGID	TOTAL LOCK	
					Part #			
6"	2"	Yoke Only			B1ZZ60JZ8317YY	B2ZZ60JZ8317YY	B3ZZ60JZ8317YY	
		Super-Soft	05,6S,57,12		B1SF60JI##17YY	B2SF60JI##17YY	B3SF60JI##17YY	150
		Neo-Energizer™	04,05,6S,S4		B1EN60JB##17YY	B2EN60JB##17YY	B3EN60JB##17YY	600
		Ergo Blue Rubber	04,05,6S		B1BL60JL##17YY	B2BL60JL##17YY	B3BL60JL##17YY	600
		Dura-Cushion™ Wheel	04,05,6S,72	X,Z	B1BC60J##17YY	B2BC60J##17YY	B3BC60J##17YY	600
		Nomadic™	05,6S,57,12		B1NM60JB##17YY	B2NM60JB##17YY	B3NM60JB##17YY	600
		Xtreme	S2	A,I,X	B1LS60J+S217YY	B2LS60J+S217YY	B3LS60J+S217YY	500
		Rubber on Nylon	05,6S,57,12		B1NR60JB##17YY	B2NR60JB##17YY	B3NR60JB##17YY	550
		Thermo-Pro™	05,6S,57,12	A,I,X,T,Y	B1TP60J+##17YY	B2TP60J+##17YY	B3TP60J+##17YY	500
		Polyolefin	05,6S,57,12	B,E	B1PO60J+##17YY	B2PO60J+##17YY	B3PO60J+##17YY	700
		Nylon	05,6S,57,12		B1NY60JE##17YY	B2NY60JE##17YY	B3NY60JE##17YY	1000
			72		B1NY60JE7217YY	B2NY60JE7217YY	B3NY60JE7217YY	1200
		Ironman	05,6S,57,72,12	B,I	B1NX60JB##17YY	B2NX60JB##17YY	B3NX60JB##17YY	1250
		RokHard™	05,6S,57,12		B1HI60JB##17YY	B2HI60JB##17YY	B3HI60JB##17YY	1000
		BrimStone™	05,6S	B,Q	B1GN60J+##17YY	B2GN60J+##17YY	B3GN60J+##17YY	1100
		Epoxy	05,6S		B1OV60JQ##17YY	B2OV60JQ##17YY	B3OV60JQ##17YY	1100
		MaxRok™	05,6S,57,72,12		B1MA60JB##17YY	B2MA60JB##17YY	B3MA60JB##17YY	1200
		Phenolic	05,6S,57,12		B1PH60JB##17YY	B2PH60JB##17YY	B3PH60JB##17YY	1200
		Phenolic Straight-side			B1PH60TB##17YY	B2PH60TB##17YY	B3PH60TB##17YY	1250
		High-Temp Phenolic	05,6S		B1HT60JQ##17YY	B2HT60JQ##17YY	B3HT60JQ##17YY	900
		Poly MaxRok™	05,6S,57,12	G,K	B1MU60J+##17YY	B2MU60J+##17YY	B3MU60J+##17YY	1200
		Polygon-C	05,6S,57,12		B1PR60JL##17YY	B2PR60JL##17YY	B3PR60JL##17YY	1200
		Poly-Pro™	05,6S,57,72,12	D,I,K,M,W,U	B1PP60J+##17YY	B2PP60J+##17YY	B3PP60J+##17YY	720
			72		B1PP60JM7217YY	B2PP60JM7217YY	B3PP60JM7217YY	720
			72		B1PP60JP7217YY	B2PP60JP7217YY	B3PP60JP7217YY	800
			72		B1PP60JH7217YY	B2PP60JH7217YY	B3PP60JH7217YY	
		Polymadic™	05,6S,57,72,12	I,M	B1PM60J+##17YY	B2PM60J+##17YY	B3PM60J+##17YY	900
		DuraLastomer™	05,6S,57		B1SU60JL##17YY	B2SU60JL##17YY	B3SU60JL##17YY	900
		Super Elastomer	72		B1SX60JI7217YY	B2SX60JI7217YY	B3SX60JI7217YY	1100
		ErgoLastomer™	05,6S,57,S4,12		B1HU60JI##17YY	B2HU60JI##17YY	B3HU60JI##17YY	1250
Ultraflex™	S4		B1UX60JOS417YY	B2UX60JOS417YY	B3UX60JOS417YY	1000		



B1/B2/B3 Highly Polished Stainless Steel Casters - 1250LB

B1/B2/B3 SERIES • CAPACITY 1250

Wheel Diameter	Tread Width	Wheel Type	Available Bearing Options(##)	Color (+)	Replace + with a desired wheel color			
					Replace ** with desired wheel bearing			Load Cap.
					SWIVEL	RIGID	TOTAL LOCK	
					Part #			
8"	2"	Yoke Only			B1ZZ80JZ8317YY	B2ZZ80JZ8317YY	B3ZZ80JZ8317YY	
		Super-Soft	05,6S,57,12		B1SF80JI##17YY	B2SF80JI##17YY	B3SF80JI##17YY	175
		Neo-Energizer™	05,6S,57,S4,12		B1EN80JB##17YY	B2EN80JB##17YY	B3EN80JB##17YY	600
		Ergo Blue Rubber	05,6S,57,72,12		B1BL80JL##17YY	B2BL80JL##17YY	B3BL80JL##17YY	700
		Dura-Cushion™ Wheel	05,6S,57,72,12	X,Z	B1BC80J+##17YY	B2BC80J+##17YY	B3BC80J+##17YY	700
		Nomadic™	05,6S,57,12	A,B,X	B1NM80J+##17YY	B2NM80J+##17YY	B3NM80J+##17YY	700
		Xtreme	S2		B1LS80JAS217YY	B2LS80JAS217YY	B3LS80JAS217YY	650
		Rubber on Nylon	05,6S,57,12		B1NR80JB##17YY	B2NR80JB##17YY	B3NR80JB##17YY	600
		Thermo-Pro™	05,6S,57,12	A,I,X,T,Y,Z	B1TP80J+##17YY	B2TP80J+##17YY	B3TP80J+##17YY	600
		Polyolefin	05,6S,57,12	B,E	B1PO80J+##17YY	B2PO80J+##17YY	B3PO80J+##17YY	900
		Nylon	05,6S,57,12		B1NY80JE##17YY	B2NY80JE##17YY	B3NY80JE##17YY	185
			72		B1NY80JE7217YY	B2NY80JE7217YY	B3NY80JE7217YY	185
		Ironman	05,6S,57,72,12	B,I	B1NX80JB##17YY	B2NX80JB##17YY	B3NX80JB##17YY	1250
		RokHard™	05,6S,57,12		B1HI80JB##17YY	B2HI80JB##17YY	B3HI80JB##17YY	1100
		BrimStone™	05,6S	B,Q	B1GN80J+##17YY	B2GN80J+##17YY	B3GN80J+##17YY	1200
		Epoxy	05,6S		B1OV80JQ##17YY	B2OV80JQ##17YY	B3OV80JQ##17YY	1200
		MaxRok™	05,6S,57,72,12		B1MA80JB##17YY	B2MA80JB##17YY	B3MA80JB##17YY	1250
		Phenolic	05,6S,57		B1PH80JB##17YY	B2PH80JB##17YY	B3PH80JB##17YY	1250
		High-Temp Phenolic	05,6S		B1HT80JQ##17YY	B2HT80JQ##17YY	B3HT80JQ##17YY	1100
		Poly MaxRok™	05,6S,57,12	G,K	B1MU80J+##17YY	B2MU80J+##17YY	B3MU80J+##17YY	1250
		Poly-Pro™	05,6S,57,72,12	C,D,I,K,M,U,W	B1PP80J+##17YY	B2PP80J+##17YY	B3PP80J+##17YY	800
			72		B1PP80JM7217YY	B2PP80JM7217YY	B3PP80JM7217YY	800
			72		B1PP80JP7217YY	B2PP80JP7217YY	B3PP80JP7217YY	1000
			72		B1PP80JH7217YY	B2PP80JH7217YY	B3PP80JH7217YY	1000
		Polymadic™	05,6S,57,72,12	I,M	B1PM80J+##17YY	B2PM80J+##17YY	B3PM80J+##17YY	1000
		DuraLastomer™	05,6S,57,12		B1SU80JL##17YY	B2SU80JL##17YY	B3SU80JL##17YY	1000
		Super Elastomer	72		B1SX80JI7217YY	B2SX80JI7217YY	B3SX80JI7217YY	1200
		ErgoLastomer™	05,6S,57,S4,12		B1HU80JI##17YY	B2HU80JI##17YY	B3HU80JI##17YY	1250
Ultraflex™	S4		B1UX80JOS417YY	B2UX80JOS417YY	B3UX80JOS417YY	1200		

31/32/TS Medium Duty Stainless Steel Casters - 1250LB

31PO60JB0517-010000



31HU60JI7617YY



TSPO60JB0517YY



- Formed from Grade 304 Stainless Steel, 1/4" thickness
- Electrolytic polishing to a shining and smooth finish
- 1/2" diameter, stainless steel zerk axle as standard
- Stainless Steel Ball Bearings dual raceway
- Grade 304 Stainless king bolt/nut
- Zerk fitting on the raceway
- NSF listed and ROHS Compliant
- 5/8" Kingbolt/nut

Applications:

- Around water – boating environments, fisheries, cruise ship, etc...
- Pharmaceutical, medical/hospital and Laboratories
- Food processing (chicken/slaughter plants)
- Bakeries – the larger 'dough troughs'
- Medical waste disposal
- Some clean rooms
- Autoclaves

Fastening Patterns				
Codes	Overall Dimension		Bolt Hole Pattern	Mounting Bolt Size
17 Plate	4" x 4-1/2"		2-5/8" x 3-5/8" to 3x3"	3/8"
81 Threaded Stem	1"-8 x 7"			
Size	Overall Height	Swivel Radius(31)	Swivel Radius(TS)	
4"	5-5/8"	3-3/16"	6-1/4"	
5"	6-1/2"	4"	6-1/4"	
6"	7-1/2"	4-9/16"	6-1/4"	
8"	9-1/2"	6"	7-1/8"	



31/32/TS Medium Duty Stainless Steel Casters - 1250LB

31/32/TS SERIES • CAPACITY 1200

Wheel Diameter	Tread Width	Wheel Type	Available Bearing Options(**)	Color (+)	Replace + with a desired wheel color			
					Replace ** with desired wheel bearing			Load Cap.
					SWIVEL	RIGID	TOTAL LOCK	
					Part #			
4"	2"				31ZZ40JZ8317YY	32ZZ40JZ8317YY	TSZZ40JZ8317YY	
		Super-Soft	05,6S,57,12		31SF40JI**17YY	32SF40JI**17YY	TSSF40JI**17YY	150
		Neo-Energizer™	05,6S,57,S4,12		31EN40JB**17YY	32EN40JB**17YY	TSEN40JB**17YY	500
		Ergo Blue Rubber	05,6S,57,12		31BR40JL**17YY	32BR40JL**17YY	TSBR40JL**17YY	400
		Nomadic™	05,6S,57,12	I,X,A,Z	31NM40J+**17YY	32NM40J+**17YY	TSNM40J+**17YY	400
		Xtreme	S2		31LS40JAS217YY	32LS40JAS217YY	TLS40JAS217YY	350
		Rubber on Nylon	05,6S,57,12		31NR40JB**17YY	32NR40JB**17YY	TSNR40JB**17YY	400
		Thermo-Pro™	05,6S,57,12	A,I,X,T,Y,Z	31TP40J+**17YY	32TP40J+**17YY	TSTP40J+**17YY	300
		Polyolefin	05,6S,57,12	B,E	31PO40J+**17YY	32PO40J+**17YY	TSPO40J+**17YY	500
		Nylon	05,6S,57,12		31NY40JE**17YY	32NY40JE**17YY	TSNY40JE**17YY	800
		Ironman	05,6S,57,72,12	B,I	31NX40JB**17YY	32NX40JB**17YY	TSNX40JB**17YY	1250
		RokHard™	05,6S,57,12		31HI40JB**17YY	32HI40JB**17YY	TSHI40JB**17YY	800
		BrimStone™	05,6S,57,12	B,Q	31GN40J+**17YY	32GN40J+**17YY	TSGN40J+**17YY	800
		Epoxy	05,6S,57,12		31OV40JQ**17YY	32OV40JQ**17YY	TSOV40JQ**17YY	800
		MaxRok™	05,6S,57,72,12		31MA40JB**17YY	32MA40JB**17YY	TSMA40JB**17YY	800
		Phenolic	05,6S,57,12		31PH40JB**17YY	32PH40JB**17YY	TSPH40JB**17YY	800
		Phenolic(Straight Sided)	05,6S,57,12		31PH40TB**17YY	32PH40TB**17YY	TSPH40TB**17YY	1000
		High-Temp Phenolic	05,6S,57,12		31HT40JQ**17YY	32HT40JQ**17YY	TSHT40JQ**17YY	600
		Polygon MaxRok™	05,6S,57,12	G,K	31MU40J+**17YY	32MU40J+**17YY	TSMU40J+**17YY	700
		Poly-Pro™	05,6S,57,12	D,K,M,U,W	31PP40J+**17YY	32PP40J+**17YY	TSPP40J+**17YY	500
					31PP40JM7217YY	32PP40JM7217YY	TSP40JM7217YY	500
		Polymadic™	05,6S,57,72,12	I,M	31PM40J+**17YY	32PM40J+**17YY	TSPM40J+**17YY	600
		DuraLastomer™	6S,57,12		31SU40JL**17YY	32SU40JL**17YY	TSSU40JL**17YY	750
		Super Elastomer	72		31SX40JI7217YY	32SX40JI7217YY	TSSX40JI7217YY	1000
		ErgoLastomer™	05,6S,57,S4,12		31HU40JI**17YY	32HU40JI**17YY	TSHU40JI**17YY	1000
		Ultraflex™	72		31UX40JO7217YY	32UX40JO7217YY	TSUX40JO7217YY	900
MaxRok™	05,6S,57,12		31MV40JT**17YY	32MV40JT**17YY	TSMV40JT**17YY	800		



31/32/TS Medium Duty Stainless Steel Casters - 1250LB

31/32/TS SERIES • CAPACITY 1200

Wheel Diameter	Tread Width	Wheel Type	Available Bearing Options(**)	Color (+)	Replace + with a desired wheel color			
					Replace ** with desired wheel bearing			Load Cap.
					SWIVEL	RIGID	TOTAL LOCK	
					Part #			
5"	2"	Yoke Only			31ZZ50JZ8317YY	32ZZ50JZ8317YY	TSZZ50JZ8317YY	
		Neo-Energizer™	05,6S,57,S4,12		31EN50JB**17YY	32EN50JB**17YY	TSEN50JB**17YY	550
		Ergo Blue Rubber	05,6S,57,12		31BR50JL**17YY	32BR50JL**17YY	TSBR50JL**17YY	500
		Super-Soft	05,6S,57,12		31SF50JI**17YY	32SF50JI**17YY	TSSF50JI**17YY	150
		Nomadic™	05,6S,57,12	B,I	31NM50J+**17YY	32NM50J+**17YY	TSNM50J+**17YY	500
		Xtreme	S2		31LS50JAS217YY	32LS50JAS217YY	TLS50JAS217YY	400
		Rubber on Nylon	05,6S,57,12		31NR50JB**17YY	32NR50JB**17YY	TSNR50JB**17YY	450
		Thermo-Pro™	05,6S,57,12	A,I,X,T,Y,Z	31TP50J+**17YY	32TP50J+**17YY	TSTP50J+**17YY	350
		Polyolefin	05,6S,57,12	B,E	31PO50J+**17YY	32PO50J+**17YY	TSPO50J+**17YY	650
		Nylon	05,6S,57,12		31NY50JE**17YY	32NY50JE**17YY	TSNY50JE**17YY	900
		Ironman	05,6S,57,72,12	B,I	31NX50JB**17YY	32NX50JB**517YY	TSNX50JB**17YY	1250
		RokHard™	05,6S,57,12		31HI50JB**17YY	32HI50JB**17YY	TSHI50JB**17YY	900
		BrimStone™	05,6S,57,12	B,Q	31GN50J+**17YY	32GN50J+**17YY	TSGN50J+**17YY	1000
		Epoxy	05,6S,57,12		31OV50JQ**17YY	32OV50JQ**17YY	TSOV50JQ**17YY	1000
		MaxRok™	05,6S,57,72,12		31MA50JB**17YY	32MA50JB**17YY	TSMA50JB**17YY	1000
		Phenolic	05,6S,57,12		31PH50JB**17YY	32PH50JB**17YY	TSPH50JB**17YY	1000
		Phenolic Straight-side			31PH50TB**17YY	32PH50TB**17YY	TSPH50TB**17YY	1200
		High-Temp Phenolic	05,6S,57,12		31HT50JQ**17YY	32HT50JQ**17YY	TSHT50JQ**17YY	750
		Sterollizer™			31SL50JCB217YY	32SL50JCB217YY	TSSL50JCB217YY	450
		Polyon MaxRok™	05,6S,57,12	G,K	31MU50J+**17YY	32MU50J+**17YY	TSMU50J+**17YY	1000
		Polyon-C	05,6S,57,12		31PR50JL**17YY	32PR50JL**17YY	TSPR50JL**17YY	900
		Poly-Pro™	05,6S,57,12	B,C,D,K,U,M,W	31PP50J+**17YY	32PP50J+**17YY	TSPP50J+**17YY	600
					31PP50JM7217YY	32PP50JM7217YY	TSPP50JM7217YY	600
					31PP50JP7217YY	32PP50JP7217YY	TSPP50JP7217YY	700
					31PP50JH7217YY	32PP50JH7217YY	TSPP50JH7217YY	
		Polymadic™	05,6S,57,72,12	I,M	31PM50J+**17YY	32PM50J+**17YY	TSPM50J+**17YY	750
		DuraLastomer™	05,6S,57,12		31SU50JL**17YY	32SU50JL**17YY	TSSU50JL**17YY	800
		Super Elastomer			31SX50JI7217YY	32SX50JI7217YY	TSSX50JI7217YY	1000
ErgoLastomer™	05,6S,57,S4,12		31HU50JI**17YY	32HU50JI**17YY	TSHU50JI**17YY	1250		
Ultraflex™	S4		31UX50JOS417YY	32UX50JOS417YY	TSUX50JOS417YY	900		



31/32/TS Medium Duty Stainless Steel Casters - 1250LB

31/32/TS SERIES • CAPACITY 1200

Wheel Diameter	Tread Width	Wheel Type	Available Bearing Options(**)	Color (+)	Replace + with a desired wheel color			
					Replace ** with desired wheel bearing			Load Cap.
					SWIVEL	RIGID	TOTAL LOCK	
					Part #			
6"	2"	Yoke Only			31ZZ60JZ8317YY	32ZZ60JZ8317YY	TSZZ60JZ8317YY	
		Super-Soft	05,6S,57,12		31SF60JI**17YY	32SF60JI**17YY	TSSF60JI**17YY	150
		Neo-Energizer™	04,05,6S,S4		31EN60JB**17YY	32EN60JB**17YY	TSEN60JB**17YY	600
		Ergo Blue Rubber	04,05,6S		31BR60JL**17YY	32BR60JL**17YY	TBR60JL**17YY	600
		Dura-Cushion™ Wheel	04,05,6S,72	X,Z	31BC60J+**17YY	32BC60J+**17YY	TSBC60J+**17YY	650
		Nomadic™	05,6S,57,12		31NM60JB**17YY	32NM60JB**17YY	TSNM60JB**17YY	600
		Xtreme	S2		31LS60JAS217YY	32LS60JAS217YY	TLS60JAS217YY	550
		Rubber on Nylon	05,6S,57,12		31NR60JB**17YY	32NR60JB**17YY	TSNR60JB**17YY	550
		Thermo-Pro™	05,6S,57,12	A,I,X,T,Y,Z	31TP60J+**17YY	32TP60J+**17YY	TSTP60J+**17YY	500
		Polyolefin	05,6S,57,12	B,E	31PO60J+**17YY	32PO60J+**17YY	TSPO60J+**17YY	700
		Nylon	05,6S,57,12		31NY60JE**17YY	32NY60JE**17YY	TSNY60JE**17YY	1000
			72		31NY60JE7217YY	32NY60JE7217YY	TSNY60JE7217YY	1200
		Ironman	05,6S,57,72,12	B,I	31NX60JB**17YY	32NX60JB**17YY	TSNX60JB**17YY	1250
		RokHard™	05,6S,57,12		31HI60JB**17YY	32HI60JB**17YY	TSHI60JB**17YY	1000
		BrimStone™	05,6S,57,12	B,Q	31GN60J+**17YY	32GN60J+**17YY	TSGN60J+**17YY	1100
		Epoxy	05,6S,57,12		31OV60JQ**17YY	32OV60JQ**17YY	TSOV60JQ**17YY	1100
		MaxRok™	05,6S,57,72,12		31MA60JB**17YY	32MA60JB**17YY	TSMA60JB**17YY	1200
		Phenolic	05,6S,57,12		31PH60JB**17YY	32PH60JB**17YY	TSPH60JB**17YY	1200
		Phenolic Straight-side			31PH60TB**17YY	32PH60TB**17YY	TSPH60TB**17YY	1250
		High-Temp Phenolic	05,6S,57,12		31HT60JQ**17YY	32HT60JQ**17YY	TSHT60JQ**17YY	900
		Poly MaxRok™	05,6S,57,12	G,K	31MU60J+**17YY	32MU60J+**17YY	TSMU60J+**17YY	1200
		Polyon-C	05,6S,57,12		31PR60JL**17YY	32PR60JL**17YY	TSPR60JL**17YY	1200
		Poly-Pro™	05,6S,57,72,12	D,I,K,M,W,U	31PP60J+**17YY	32PP60J+**17YY	TSPP60J+**17YY	720
					31PP60JM7217YY	32PP60JM7217YY	TSP60JM7217YY	720
					31PP60JP7217YY	32PP60JP7217YY	TSPP60JP7217YY	800
					31PP60JH7217YY	32PP60JH7217YY	TSPP60JH7217YY	
		Polymadic™	05,6S,57,72,12	I,M	31PM60J+**17YY	32PM60J+**17YY	TSPM60J+**17YY	900
		DuraLastomer™	05,6S,57,12		31SU60JL**17YY	32SU60JL**17YY	TSSU60JL**17YY	900
		Super Elastomer	72		31SX60JI7217YY	32SX60JI7217YY	TSSX60JI7217YY	1100
		ErgoLastomer™	05,6S,57,S4,12		31HU60JI**17YY	32HU60JI**17YY	TSHU60JI**17YY	1250
Ultraflex™	S4		31UX60JOS417YY	32UX60JOS417YY	TSUX60JOS417YY	1000		



31/32/TS Medium Duty Stainless Steel Casters - 1250LB

31/32/TS SERIES • CAPACITY 1200

Wheel Diameter	Tread Width	Wheel Type	Available Bearing Options(**)	Color (+)	Replace + with a desired wheel color			
					Replace ** with desired wheel bearing			
					SWIVEL	RIGID	TOTAL LOCK	Load Cap.
					Part #			
8"	2"	Yoke Only			31ZZ80JZ8317YY	32ZZ80JZ8317YY	TSZZ80JZ8317YY	
		Super-Soft	05,6S,57,12		31SF80JI**17YY	32SF80JI**17YY	TSSF80JI**17YY	175
		Neo-Energizer™	05,6S,57,S4,12		31EN80JB**17YY	32EN80JB**17YY	TSEN80JB**17YY	600
		Ergo Blue Rubber	05,6S,57,72,12		31BR80JL**17YY	32BR80JL**17YY	TsBR80JL**17YY	700
		Dura-Cushion™ Wheel	05,6S,57,72,12		31BC80J+**17YY	32BC80J+**17YY	TSBC80J+**17YY	700
		Nomadic™	05,6S,57,12	B,I	31NM80J+**17YY	32NM80J+**17YY	TSNM80J+**17YY	700
		Xtreme	S2		31LS80JAS217YY	32LS80JAS217YY	TSLS80JAS217YY	650
		Rubber on Nylon	05,6S,57,12		31NR80JB**17YY	32NR80JB**17YY	TSNR80JB**17YY	600
		Thermo-Pro™	05,6S,57,12	A,I,X,T,Y,Z	31TP80J+**17YY	32TP80J+**17YY	TSTP80J+**17YY	600
		Polyolefin	05,6S,57,12	B,E	31PO80J+**17YY	32PO80J+**17YY	TSPO80J+**17YY	900
		Nylon	05,6S,57,12		31NY80JE**17YY	32NY80JE**17YY	TSNY80JE**17YY	1100
			72		31NY80JE7217YY	32NY80JE7217YY	TSNY80JE7217YY	1250
		Ironman	05,6S,57,72,12	B,I	31NX80JB**17YY	32NX80JB**17YY	TSNX80JB**17YY	1250
		RokHard™	05,6S,57,12		31HI80JB**17YY	32HI80JB**17YY	TSHI80JB**17YY	1100
		BrimStone™	05,6S,57,12	B,Q	31GN80J+**17YY	32GN80J+**17YY	TSGN80J+**17YY	1200
		Epoxy	05,6S,57,12		31OV80JQ**17YY	32OV80JQ**17YY	TSOV80JQ**17YY	1200
		MaxRok™	05,6S,57,72,12		31MA80JB**17YY	32MA80JB**17YY	TSMA80JB**17YY	1250
		Phenolic	05,6S,57,12		31PH80JB**17YY	32PH80JB**17YY	TSPH80JB**17YY	1250
		High-Temp Phenolic	05,6S,57,12		31HT80JQ**17YY	32HT80JQ**17YY	TSHT80JQ**17YY	1100
		Poly MaxRok™	05,6S,57,12	G,K	31MU80J+**17YY	32MU80J+**17YY	TSMU80J+**17YY	1250
		Poly-Pro™	05,6S,57,72,12	C,D,I,K,M,U,W	31PP80J+**17YY	32PP80J+**17YY	TSPP80J+**17YY	800
					31PP80JM7217YY	32PP80JM7217YY	TSPP80JM7217YY	800
			72		31PP80JP7217YY	32PP80JP7217YY	TSPP80JP7217YY	1000
			72		31PP80JH7217YY	32PP80JH7217YY	TSPP80JH7217YY	1000
		Polymadic™	05,6S,57,72,12	I,M	31PM80J+**17YY	32PM80J+**17YY	TSPM80J+**17YY	1000
		DuraLastomer™	05,6S,57,12		31SU80JL**17YY	32SU80JL**17YY	TSSU80JL**17YY	1000
		Super Elastomer	72		31SX80JI7217YY	32SX80JI7217YY	TSSX80JI7217YY	1200
		ErgoLastomer™	05,6S,57,S4,12		31HU80JI**17YY	32HU80JI**17YY	TSHU80JI**17YY	1250
Ultraflex™	S4		31UX80JOS417YY	32UX80JOS417YY	TSUX80JOS417YY	1200		



S5/S6 Medium Duty Kingpinless SS Casters - 1250LB

S5/S6 SERIES • CAPACITY 1250



- Legs formed from 1/4" thick 304 SS and double welded to the outer raceway for maximum strength
- 2-3/8" diameter raceway with 3/8" stainless ball bearings
- Electrolytic polishing to a shining and smooth finish
- 1/2" diameter, stainless steel zerk axle as standard
- Precisely machined from 304 Stainless steel
- NSF listed and ROHS Compliant
- Zerk fitting on the raceway
- 1/4" thick 304 SS top plate
- 100% washable

Applications:

- Around water – boating environments, fisheries, cruise ship, etc.
- Pharmaceutical, medical/hospital and Laboratories
- Food processing (chicken / slaughter plants)
- Bakeries – the larger 'dough troughs'
- Medical waste disposal
- Some clean rooms
- Autoclaves



#5L series High-temp seal integrated in to raceway

Fastening Pattern			
Plate Code	Overall Dimensions	Bolt Hole Pattern	Mounting Bolt Size
17	4" x 4-1/2"	2-5/8" x 3-5/8" to 3" x 3"	3/8"

Size	Overall Height	Swivel Radius
4"	5-5/8"	3-1/8"
5"	6-1/2"	3-7/8"
6"	7-1/2"	4-1/2"
8"	9-1/2"	5-15/16"



S5/S6 Medium Duty Kingpinless SS Casters - 1250LB

S5/S6 SERIES • CAPACITY 1250

Wheel Diameter	Tread Width	Wheel Type	Available Bearing Options (##)	Color (+)	Replace + with a desired wheel color		
					Replace ## with desired wheel bearing		
					SWIVEL	RIGID	Load Cap.
					Part #		
4"	2"				S5ZZ40JZ8317YY	S6ZZ40JZ8317YY	
		Super-Soft	05,6S,57,12		S5SF40JI##17YY	S6SF40JI##17YY	150
		Neo-Energizer™	05,6S,57,S4,12		S5EN40JB##17YY	S6EN40JB##17YY	500
		Ergo Blue Rubber	05,6S,57,12		S5BR40JL##17YY	S6BR40JL##17YY	400
		Nomadic™	05,6S,57,12	I,X,A,Z	S5NM40J+##17YY	S6NM40J+##17YY	400
		Xtreme	S2		S5LS40JAS217YY	S6LS40JAS217YY	350
		Rubber on Nylon	05,6S,57,12		S5NR40JB##17YY	S6NR40JB##17YY	400
		Thermo-Pro™	05,6S,57,12	A,I,X,T,Y,Z	S5TP40J+##17YY	S6TP40J+##17YY	300
		Polyolefin	05,6S,57,12	B,E	S5PO40J+##17YY	S6PO40J+##17YY	500
		Nylon	05,6S,57,12		S5NY40JE##17YY	S6NY40JE##17YY	800
		Ironman	05,6S,57,72,12	B,I	S5NX40JB##17YY	S6NX40JB##17YY	1250
		RokHard™	05,6S,57,12		S5HI40JB##17YY	S6HI40JB##17YY	800
		BrimStone™	05,6S	B,Q	S5GN40J+##17YY	S6GN40J+##17YY	800
		Epoxy	05,6S		S5OV40JQ##17YY	S6OV40JQ##17YY	800
		MaxRok™	05,6S,57,72,12		S5MA40JB##17YY	S6MA40JB##17YY	800
		Phenolic	05,6S,57,12		S5PH40JB##17YY	S6PH40JB##17YY	800
		Phenolic Straight-Side	05,6S,57,12		S5PH40TB##17YY	S6PH40TB##17YY	1000
		High-Temp Phenolic	05,6S		S5HT40JQ##17YY	S6HT40JQ##17YY	600
		Polygon MaxRok™	05,6S,57,12	G,K	S5MU40J+##17YY	S6MU40J+##17YY	700
		Poly-Pro™	05,6S,57,12	D,K,M,U,W	S5PP40J+##17YY	S6PP40J+##17YY	500
			72		S5PP40JM7217YY	S6PP40JM7217YY	500
		Polymadic™	05,6S,57,72,12	I,M	S5PM40J+##17YY	S6PM40J+##17YY	600
		DuraLastomer™	6S,57,12		S5SU40JL##17YY	S6SU40JL##17YY	750
		Super Elastomer	72		S5SX40JI7217YY	S6SX40JI7217YY	1000
		ErgoLastomer™	05,6S,57,S4,12		S5HU40JI##17YY	S6HU40JI##17YY	1000
		Ultraflex™	72		S5UX40JO7217YY	S6UX40JO7217YY	900
MaxRok™ V-Groove	05,6S,57,12		S5MV40JT##17YY	S6MV40JT##17YY	800		



S5/S6 Medium Duty Kingpinless SS Casters - 1250LB

S5/S6 SERIES • CAPACITY 1250

Wheel Diameter	Tread Width	Wheel Type	Available Bearing Options (##)	Color (+)	Replace + with a desired wheel color		Load Cap.
					Replace ## with desired wheel bearing		
					SWIVEL	RIGID	
					Part #		
5"	2"	Yoke Only			S5ZZ50JZ8317YY	S6ZZ50JZ8317YY	
		Neo-Energizer™	05,6S,57,S4,12		S5EN50JB##17YY	S6EN50JB##17YY	550
		Ergo Blue Rubber	05,6S,57,12		S5BR50JL##17YY	S6BR50JL##17YY	500
		Super-Soft	05,6S,57,12		S5SF50JI##17YY	S6SF50JI##17YY	150
		Nomadic™	05,6S,57,12	B,I	S5NM50J+##17YY	S6NM50J+##17YY	500
		Xtreme	S2		S5LS50JAS217YY	S6LS50JAS217YY	400
		Rubber on Nylon	05,6S,57,12		S5NR50JB##17YY	S6NR50JB##17YY	450
		Thermo-Pro™	05,6S,57,12	A,I,X,T,Y,Z	S5TP50J+##17YY	S6TP50J+##17YY	350
		Polyolefin	05,6S,57,12	B,E	S5PO50J+##17YY	S6PO50J+##17YY	650
		Nylon	05,6S,57,12		S5NY50JE##17YY	S6NY50JE##17YY	900
		Ironman	05,6S,57,72,12	B,I	S5NX50JB##17YY	S6NX50JB##17YY	1250
		RokHard™	05,6S,57,12		S5HI50JB##17YY	S6HI50JB##17YY	900
		BrimStone™	05,6S	B,Q	S5GN50J+##17YY	S6GN50J+##17YY	1000
		Epoxy	05,6S		S5OV50JQ##17YY	S6OV50JQ##17YY	1000
		MaxRok™	05,6S,57,72,12		S5MA50JB##17YY	S6MA50JB##17YY	1000
		Phenolic	05,6S,57,12		S5PH50JB##17YY	S6PH50JB##17YY	1000
		Phenolic Straight-Side			S5PH50TB##17YY	S6PH50TB##17YY	1200
		Hi-Temp Phenolic	05,6S		S5HT50JQ##17YY	S6HT50JQ##17YY	750
		Sterollizer™	Bronze		S5SL50JCB217YY	S6SL50JCB217YY	450
		Polyon MaxRok™	05,6S,57,12	G,K	S5MU50J+##17YY	S6MU50J+##17YY	1000
		Polyon-C	05,6S,57,12		S5PR50JL##17YY	S6PR50JL##17YY	900
		Poly-Pro™	05,6S,57,12	B,C,D,K,U,M,W	S5PP50J+##17YY	S6PP50J+##17YY	600
			72		S5PP50JM7217YY	S6PP50JM7217YY	600
			72		S5PP50JP7217YY	S6PP50JP7217YY	700
72			S5PP50JH7217YY	S6PP50JH7217YY			
Polymadic™	05,6S,57,72,12	I,M	S5PM50J+##17YY	S6PM50J+##17YY	750		
DuraLastomer™	05,6S,57,12		S5SU50JL##17YY	S6SU50JL##17YY	800		
Super Elastomer	72		S5SX50JI7217YY	S6SX50JI7217YY	1000		
ErgoLastomer™	05,6S,57,S4,12		S5HU50JI##17YY	S6HU50JI##17YY	1250		
Ultraflex™	S4		S5UX50JOS417YY	S6UX50JOS417YY	900		



S5/S6 Medium Duty Kingpinless SS Casters - 1250LB

S5/S6 SERIES • CAPACITY 1250

Wheel Diameter	Tread Width	Wheel Type	Available Bearing Options (##)	Color (+)	Replace + with a desired wheel color		
					Replace ## with desired wheel bearing		Load Cap.
					SWIVEL	RIGID	
					Part #		
6"	2"	Yoke Only			S5ZZ60JZ8317YY	S6ZZ60JZ8317YY	
		Super-Soft	05,6S,57,12		S5SF60JI##17YY	S6SF60JI##17YY	150
		Neo-Energizer™	04,05,6S,S4		S5EN60JB##17YY	S6EN60JB##17YY	600
		Ergo Blue Rubber	04,05,6S		S5BR60JL##17YY	S6BR60JL##17YY	600
		Dura-Cushion™ Wheel	04,05,6S,72	X,Z	S5BC60J+##17YY	S6BC60J+##17YY	650
		Nomadic™	05,6S,57,12		S5NM60JB##17YY	S6NM60JB##17YY	600
		Xtreme	S2		S5LS60JAS217YY	S6LS60JAS217YY	550
		Rubber on Nylon	05,6S,57,12		S5NR60JB##17YY	S6NR60JB##17YY	550
		Thermo-Pro™	05,6S,57,12	A,I,X,T,Y,Z	S5TP60J+##17YY	S6TP60J+##17YY	500
		Polyolefin	05,6S,57,12	B,E	S5PO60J+##17YY	S6PO60J+##17YY	700
		Nylon	05,6S,57,12		S5NY60JE##17YY	S6NY60JE##17YY	1000
			72		S5NY60JE7217YY	S6NY60JE7217YY	1200
		Ironman	05,6S,57,72,12	B,I	S5NX60JB##17YY	S6NX60JB##17YY	1250
		RokHard™	05,6S,57		S5HI60JB##17YY	S6HI60JB##17YY	1000
		BrimStone™	05,6S	B,Q	S5GN60J+##17YY	S6GN60J+##17YY	1100
		Epoxy	05,6S		S5OV60JQ##17YY	S6OV60JQ##17YY	1100
		MaxRok™	05,6S,57,72,12		S5MA60JB##17YY	S6MA60JB##17YY	1200
		Phenolic	05,6S,57		S5PH60JB##17YY	S6PH60JB##17YY	1200
		Phenolic Straight-Side			S5PH60TB##17YY	S6PH60TB##17YY	1250
		High-Temp Phenolic	05,6S		S5HT60JQ##17YY	S6HT60JQ##17YY	900
		Poly MaxRok™	05,6S,57,12	G,K	S5MU60J+##17YY	S6MU60J+##17YY	1200
		Polygon-C	05,6S,57,12		S5PR60JL##17YY	S6PR60JL##17YY	1200
		Poly-Pro™	05,6S,57,72,12	D,I,K,M,W,U	S5PP60J+##17YY	S6PP60J+##17YY	720
			72		S5PP60JM7217YY	S6PP60JM7217YY	720
			72		S5PP60JP7217YY	S6PP60JP7217YY	800
			72		S5PP60JH7217YY	S6PP60JH7217YY	
Polymadic™	05,6S,57,72,12	I,M	S5PM60J+##17YY	S6PM60J+##17YY	900		
DuraLastomer™	05,6S,57,12		S5SU60JL##17YY	S6SU60JL##17YY	900		
Super Elastomer	72		S5SX60JI7217YY	S6SX60JI7217YY	1100		
ErgoLastomer™	05,6S,57,S4,12		S5HU60JI##17YY	S6HU60JI##17YY	1250		
Ultraflex™	S4		S5UX60JOS417YY	S6UX60JOS417YY	1000		



S5/S6 Medium Duty Kingpinless SS Casters - 1250LB

S5/S6 SERIES • CAPACITY 1250

Wheel Diameter	Tread Width	Wheel Type	Available Bearing Options (##)	Color (+)	Replace + with a desired wheel color		Load Cap.
					Replace ## with desired wheel bearing		
					SWIVEL	RIGID	
					Part #		
8"	2"	Yoke Only			S5ZZ80JZ8317YY	S6ZZ80JZ8317YY	
		Super-Soft	05,6S,57,12		S5SF80JI##17YY	S6SF80JI##17YY	175
		Neo-Energizer™	05,6S,57,S4,12		S5EN80JB##17YY	S6EN80JB##17YY	600
		Ergo Blue Rubber	05,6S,57,72,12		S5BR80JL##17YY	S6BR80JL##17YY	700
		Dura-Cushion™ Wheel	05,6S,57,72,12		S5BC80J+##17YY	S6BC80J+##17YY	700
		Nomadic™	05,6S,57,12	B,I	S5NM80J+##17YY	S6NM80J+##17YY	700
		Xtreme	S2		S5LS80JAS217YY	S6LS80JAS217YY	650
		Rubber on Nylon	05,6S,57,12		S5NR80JB##17YY	S6NR80JB##17YY	600
		Thermo-Pro™	05,6S,57,12	A,I,X,T,Y,Z	S5TP80J+##17YY	S6TP80J+##17YY	600
		Polyolefin	05,6S,57,12	B,E	S5PO80J+##17YY	S6PO80J+##17YY	900
		Nylon	05,6S,57,12		S5NY80JE##17YY	S6NY80JE##17YY	1100
			72		S5NY80JE7217YY	S6NY80JE7217YY	1250
		Ironman	05,6S,57,72,12	B,I	S5NX80JB##17YY	S6NX80JB##17YY	1250
		RokHard™	05,6S,57,12		S5HI80JB##17YY	S6HI80JB##17YY	1100
		BrimStone™	05,6S	B,Q	S5GN80J+##17YY	S6GN80J+##17YY	1200
		Epoxy	05,6S		S5OV80JQ##17YY	S6OV80JQ##17YY	1200
		MaxRok™	05,6S,57,72,12		S5MA80JB##17YY	S6MA80JB##17YY	1250
		Phenolic	05,6S,57,12		S5PH80JB##17YY	S6PH80JB##17YY	1250
		High-Temp Phenolic	05,6S		S5HT80JQ##17YY	S6HT80JQ##17YY	1100
		Poly MaxRok™	05,6S,57,12	G,K	S5MU80J+##17YY	S6MU80J+##17YY	1250
		Poly-Pro™	05,6S,57,72,12	C,D,I,K,M,U,W	S5PP80J+##17YY	S6PP80J+##17YY	800
			72		S5PP80JM7217YY	S6PP80JM7217YY	800
			72		S5PP80JP7217YY	S6PP80JP7217YY	1000
			72		S5PP80JH7217YY	S6PP80JH7217YY	1000
		Polymadic™	05,6S,57,72,12	I,M	S5PM80J+##17YY	S6PM80J+##17YY	1000
		DuraLastomer™	05,6S,57,12		S5SU80JL##17YY	S6SU80JL##17YY	1000
Super Elastomer	72		S5SX80JI7217YY	S6SX80JI7217YY	1200		
ErgoLastomer™	05,6S,57,S4,12		S5HU80JI##17YY	S6HU80JI##17YY	1250		
Ultraflex™	S4		S5UX80JOS417YY	S6UX80JOS417YY	1200		

4S Modular Kingpinless Stainless Steel Casters - 1250LB

4S SERIES • CAPACITY 1250



- Modular design offers flexibility with a variety of standard and hard to find stem options
- 2-3/8" diameter raceway with 3/8" stainless ball bearings and zerk fitting
- 3/4" hexagon mounting hole to secure the modular stem
- Electrolytic polishing to a shining and smooth finish
- 1/2" diameter, stainless steel zerk axle as standard
- Precisely machined from 304 Stainless steel
- NSF listed and ROHS Compliant

Applications:

- Around water – boating environments, fisheries, cruise ship, etc...
- Pharmaceutical, medical/hospital and laboratories
- Food processing (chicken / slaughter plants)
- Bakeries – the larger 'dough troughs'
- Some clean rooms
- Autoclaves

Fastening Pattern		
Stem Code	Overall Dimension	Stem Part #
ZZ	3/4" Hexagon Hole	ZZ
S1	1/2" - 13 X 4"	4SSTS1
T1	3/4" - 10 X 2.5"	4SSTT1
S7	3/4" - 10 X 4"	4SSTS7
D7	3/4" - 10 X 4.5"	4SSTD7
S3	3/4" - 10 X 6"	4SSTS3
T2	1" - 8 X 2.5"	4SSTT2
C7	1" - 8 X 4"	4SSTC7
D1	1" - 8 X 6.25"	4SSTD1

Size	Overall Height	Swivel Radius
4"	5-7/16"	3-1/4"
5"	6-5/16"	3-7/8"
6"	7-5/16"	4-9/16"
8"	9-5/16"	5-15/16"



4S Modular Kingpinless Stainless Steel Casters - 1250LB

4S SERIES • CAPACITY 1250

Wheel Diameter	Tread Width	Wheel Type	Available Bearing Options (##)	Color (+)	Replace + with a desired wheel color	
					Replace ## with desired wheel bearing	
					SWIVEL	Load Cap.
					Part #	
4"	2"				4SZZ40JZ83**YY	
		Super-Soft	05,6S,57,12		4SSF40JI##**YY	150
		Neo-Energizer™	05,6S,57,S4,12		4SEN40JB##**YY	500
		Ergo Blue Rubber	05,6S,57,12		4SBR40JL##**YY	400
		Nomadic™	05,6S,57,12	I,X,A,Z	4SNM40J+##**YY	400
		Xtreme	S2		4SLS40JAS2**YY	350
		Rubber on Nylon	05,6S,57,12		4SNR40JB##**YY	400
		Thermo-Pro™	05,6S,57,12	A,I,X,T,Y,Z	4STP40J+##**YY	300
		Polyolefin	05,6S,57,12	B,E	4SPO40J+##**YY	500
		Nylon	05,6S,57,12		4SNY40JE##**YY	800
		Ironman	05,6S,57,72,12	B,I	4SNX40JB##**YY	1250
		RokHard™	05,6S,57,12		4SHI40JB##**YY	800
		BrimStone™	05,6S	B,Q	4SGN40J+##**YY	800
		Epoxy	05,6S		4SOV40JQ##**YY	800
		MaxRok™	05,6S,57,72,12		4SMA40JB##**YY	800
		Phenolic	05,6S,57,12		4SPH40JB##**YY	800
		Phenolic Straight-Side	05,6S,57,12		4SPH40TB##**YY	1000
		High-Temp Phenolic	05,6S		4SHT40JQ##**YY	600
		Polygon MaxRok™	05,6S,57,12	G,K	4SMU40J+##**YY	700
		Poly-Pro™	05,6S,57,12	D,K,M,U,W	4SPP40J+##**YY	500
			72		4SPP40JM72**YY	500
		Polymadic™	05,6S,57,72,12	I,M	4SPM40J+##**YY	600
		DuraLastomer™	6S,57,12		4SSU40JL##**YY	750
		Super Elastomer	72		4SSX40JI72**YY	1000
		ErgoLastomer™	05,6S,57,S4,12		4SHU40JI##**YY	1000
Ultraflex™	72		4SUX40JO72**YY	900		
MaxRok™	05,6S,57,12		4SMA40JT##**YY	800		



4S Modular Kingpinless Stainless Steel Casters - 1250LB

4S SERIES • CAPACITY 1250

Wheel Diameter	Tread Width	Wheel Type	Available Bearing Options (##)	Color (+)	Replace + with a desired wheel color	
					Replace ## with desired wheel bearing	
					SWIVEL	Load Cap.
					Part #	
5"	2"	Yoke Only			4SZZ50JZ83**YY	
		Neo-Energizer™	05,6S,57,S4,12		4SEN50JB##**YY	550
		Ergo Blue Rubber	05,6S,57,12		4SBR50JL##**YY	500
		Super-Soft	05,6S,57,12		4SSF50JI##**YY	150
		Nomadic™	05,6S,57,12	B,I	4SNM50J+##**YY	500
		Xtreme	S2		4SL4S0JAS2**YY	400
		Rubber on Nylon	05,6S,57,12		4SNR50JB##**YY	450
		Thermo-Pro™	05,6S,57,12	A,I,X,T,Y,Z	4STP50J+##**YY	350
		Polyolefin	05,6S,57,12	B,E	4SPO50J+##**YY	650
		Nylon	05,6S,57,12		4SNY50JE##**YY	900
		Ironman	05,6S,57,72,12	B,I	4SNX50JB##**YY	1250
		RokHard™	05,6S,57,12		4SHI50JB##**YY	900
		BrimStone™	05,6S	B,Q	4SGN50J+##**YY	1000
		Epoxy	05,6S		4SOV50JQ##**YY	1000
		MaxRok™	05,6S,57,72,12		4SMA50JB##**YY	1000
		Phenolic	05,6S,57,12		4SPH50JB##**YY	1000
		Phenolic Straight-Side			4SPH50TB##**YY	1200
		High-Temp Phenolic	05,6S		4SHT50JQ##**YY	750
		Sterollizer™	Bronze		4SSL50JCB2**YY	450
		Polyon MaxRok™	05,6S,57,12	G,K	4SMU50J+##**YY	1000
		Polygon-C	05,6S,57,12		4SPR50JL##**YY	900
		Poly-Pro™	05,6S,57,12	B,C,D,K,U,M,W	4SPP50J+##**YY	600
			72		4SPP50JM72*8YY	600
			72		4SPP50JP72**YY	700
			72		4SPP50JH72**YY	
		Polymadic™	05,6S,57,72,12	I,M	4SPM50J+##**YY	750
		DuraLastomer™	05,6S,57,12		4SSU50JL##**YY	800
		Super Elastomer	72		4SSX50JI72**YY	1000
		ErgoLastomer™	05,6S,57,S4,12		4SHU50JI##**YY	1250
		Ultraflex™	S4		4SUX50JOS4**YY	900



4S Modular Kingpinless Stainless Steel Casters - 1250LB

4S SERIES • CAPACITY 1250

Wheel Diameter	Tread Width	Wheel Type	Available Bearing Options (##)	Color (+)	Replace + with a desired wheel color	
					Replace ## with desired wheel bearing	
					SWIVEL	Load Cap.
					Part #	
6"	2"	Yoke Only			4SZZ60JZ83**YY	
		Super-Soft	05,6S,57,12		4SSF60Jl##**YY	150
		Neo-Energizer™	04,05,6S,S4		4SEN60JB##**YY	600
		Ergo Blue Rubber	04,05,6S		4SBR60JL##**YY	600
		Dura-Cushion™ Wheel	04,05,6S,72	X,Z	4SBC60J+##**YY	650
		Nomadic™	05,6S,57,12		4SNM60JB##**YY	600
		Xtreme	S2		4SLS60JAS2**YY	550
		Rubber on Nylon	05,6S,57,12		4SNR60JB##**YY	550
		Thermo-Pro™	05,6S,57,12	A,I,X,T,Y,Z	4STP60J+##**YY	500
		Polyolefin	05,6S,57,12	B,E	4SPO60J+##**YY	700
		Nylon	05,6S,57,12		4SNY60JE##**YY	1000
			72		4SNY60JE72**YY	1200
		Ironman	05,6S,57,72,12	B,I	4SNX60JB##**YY	1250
		RokHard™	05,6S,57,12		4SHI60JB##**YY	1000
		BrimStone™	05,6S	B,Q	4SGN60J+##**YY	1100
		Epoxy	05,6S		4SOV60JQ##**YY	1100
		MaxRok™	05,6S,57,72,12		4SMA60JB##**YY	1200
		Phenolic	05,6S,57,12		4SPH60JB##**YY	1200
		Phenolic Straight-Side			4SPH60TB##**YY	1250
		High-Temp Phenolic	05,6S		4SHT60JQ##**YY	900
		Poly MaxRok™	05,6S,57,12	G,K	4SMU60J+##**YY	1200
		Polyon-C	05,6S,57,12		4SPR60JL##**YY	1200
		Poly-Pro™	05,6S,57,72,12	D,I,K,M,W,U	4SPP60J+##**YY	720
			72		4SPP60JM72**YY	720
			72		4SPP60JP72**YY	800
			72		4SPP60JH72**YY	
		Polymadic™	05,6S,57,72,12	I,M	4SPM60J+##**YY	900
		DuraLastomer™	05,6S,57,12		4SSU60JL##**YY	900
		Super Elastomer	72		4SSX60JI72**YY	1100
		ErgoLastomer™	05,6S,57,S4,12		4SHU60Jl##**YY	1250
Ultraflex™	S4		4SUX60JOS4**YY	1000		



4S Modular Kingpinless Stainless Steel Casters - 1250LB

4S SERIES • CAPACITY 1250

Wheel Diameter	Tread Width	Wheel Type	Available Bearing Options (##)	Color (+)	Replace + with a desired wheel color		
					Replace ## with desired wheel bearing		
					SWIVEL	Load Cap.	
					Part #		
8"	2"	Yoke Only				4SZZ80JZ83**YY	
		Super-Soft	05,6S,57,12			4SSF80JI##**YY	175
		Neo-Energizer™	05,6S,57,S4,12			4SEN80JB##**YY	600
		Ergo Blue Rubber	05,6S,57,72,12			4SBR80JL##**YY	700
		Dura-Cushion™ Wheel	05,6S,57,72,12			4SBC80J+##**YY	700
		Nomadic™	05,6S,57,12	B,I		4SNM80J+##**YY	700
		Xtreme	S2			4SLS80JAS2**YY	650
		Rubber on Nylon	05,6S,57,12			4SNR80JB##**YY	600
		Thermo-Pro™	05,6S,57,12	A,I,X,T,Y,Z		4STP80J+##**YY	600
		Polyolefin	05,6S,57,12	B,E		4SPO80J+##**YY	900
		Nylon	05,6S,57,12			4SNY80JE##**YY	1100
			72			4SNY80JE72**YY	1250
		Ironman	05,6S,57,72,12	B,I		4SNX80JB##**YY	1250
		RokHard™	05,6S,57,12			4SHI80JB##**YY	1100
		BrimStone™	05,6S	B,Q		4SGN80J+##**YY	1200
		Epoxy	05,6S			4SOV80JQ##**YY	1200
		MaxRok™	05,6S,57,72,12			4SMA80JB##**YY	1250
		Phenolic	05,6S,57,12			4SPH80JB##**YY	1250
		High-Temp Phenolic	05,6S			4SHT80JQ##**YY	1100
		Poly MaxRok™	05,6S,57,12	G,K		4SMU80J+##**YY	1250
		Poly-Pro™	05,6S,57,72,12	C,D,I,K,M,U,W		4SPP80J+##**YY	800
			72			4SPP80JM72**YY	800
			72			4SPP80JP72**YY	1000
			72			4SPP80JH72**YY	1000
		Polymadic™	05,6S,57,72,12	I,M		4SPM80J+##**YY	1000
		DuraLastomer™	05,6S,57,12			4SSU80JL##**YY	1000
		Super Elastomer	72			4SSX80JI72**YY	1200
		ErgoLastomer™	05,6S,57,S4,12			4SHU80JI##**YY	1250
		Ultraflex™	S4			4SUX80JOS4**YY	1200



Stainless Steel Floor Locks

FL SERIES



- Easy to operate foot activated braking option for equipment and carts
- Enhance the stationary position of carts during loading and parking
- NSF and ROHS Compliant

Applications:

- Around water – boating environments, fisheries, cruise ship, etc...
- Pharmaceutical, medical/hospital and laboratories
- Food processing (chicken/slaughter plants)
- Bakeries – the larger ‘dough troughs’
- Medical waste disposal
- Some clean rooms
- Autoclaves

Part #	Style	Correlated Caster Size	For use with Caster Series	Extended Height	Retracted Height
FL40S17	Pedal Lever	4"	31/32/TS, B1/B2/B3, S5/S6	5-7/8"	4-5/8"
FL50S17		5"		6-3/4"	5-1/2"
FL60S17		6"		7-3/4"	6-1/2"
FL80S17		8"		9-1/2"	8-1/2"

Disclaimer: Floor lock is not designed for direct support of weight



S57/S58 SS Kingpinless Heavy Duty Caster - Challenger™

S57/S58 SERIES • CAPACITY 3000



Wheels and Accessories



- Integrated 3" diameter, precisely machined single raceway and 1/2" stainless ball bearings
- Constructed with a 3/8" thick top plate from 304 SS and welded to 304 SS raceway
- 3/8" thick 304 stainless steel legs double welded both inside and outside
- Electrolytic polishing to a shining finish
- Grease fitting on raceway and axle
- NSF and ROHS Compliant
- Stainless 3/4" axle

Applications:

- Marine environment, fisheries, etc...
- Heavy duty stainless machinery
- Chemical environment
- Autoclaves

Fastening Pattern			
Plate Code	Overall Size	Bolt Hole Pattern	Mounting Bolt size
19"	4-1/2" x 6-1/4"	2-7/16" x 4-15/16" slotted to 3-3/8" x 5-1/4"	1/2"

Wheel Diameter	Overall Height	Swivel Radius
6"	7-1/2"	5-1/2"
8"	10-1/8"	6-5/16"
10"	11-1/2"	7-1/2"



S57/S58 SS Kingpinless Heavy Duty Caster - Challenger™

S57/S58 SERIES • CAPACITY 3000

Wheel Diameter	Tread Width	Wheel Type	Load Capacity	Bearing Type	Swivel Caster Part No.	Rigid Caster Part No.
6"	YOKE ONLY				S57ZZ60LZ8819YY	S58ZZ60LZ8819YY
	2x1.5"	Dual-Wheel	3000	SS Prec. B	S57DW60LBS619YY	S58DW60LBS619YY
			3000	SS Prec. B	S57DW60LGS619YY	S58DW60LGS619YY
			3000	SS Prec. B	S57DW60CBS619YY	S58DW60CBS619YY
		Super-Ergo™	1300	SS Prec. B	S57DU60LRS519YY	S58DU60LRS519YY
	3"	Ergolastomer™	2500	41, S5	S57HU60LI##19YY	S58HU60LI##19YY
		Elastomer™	2000	S5	S57SX60LIS519YY	S58SX60LIS519YY
		Ironman™	3000	SS Prec. B	S57NX60LBS519YY	S58NX60LBS519YY
		Ironman™ V-groove	3000	SS Prec. B	S57NV60LTS519YY	S58NV60LTS519YY
			3000	SS Prec. B	S57NV60LTS519YY	S58NV60LTS519YY
	8"	YOKE ONLY				S57ZZ80LZ8819YY
2x1.5"		Dual-Wheel	3000	SS Prec. B	S57DW80LBS619YY	S58DW80LBS619YY
			3000	SS Prec. B	S57DW80LGS619YY	S58DW80LGS619YY
			3000	SS Prec. B	S57DW80LRS619YY	S58DW80LRS619YY
			3000	SS Prec. B	S57DW80CBS619YY	S58DW80CBS619YY
3"		Poly-Pro™	1150	41, B8,58	S57PP80LM##19YY	S58PP80LM##19YY
		Super™	450	SS Prec. B	S57SP80LI3S19YY	S58SP80LI3S19YY
		Ergolastomer™	3000	41, S5,B8	S57HU80LI##19YY	S58HU80LI##19YY
		Elastomer™	2200	SS Prec. B	S57SX80LIS519YY	S58SX80LIS519YY
		Maxrok™	1600	41, B8, S5	S57MA80LB##19YY	S58MA80LB##19YY
		Brimstone™	2000	SS Roller B	S57GN80LQ4119YY	S58GN80LQ4119YY
		Ironman™	3000	SS Prec. B	S57NX80LBS519YY	S58NX80LBS519YY
		Ironman™ V-groove	3000	SS Prec. B	S57NV80LTS519YY	S58NV80LTS519YY
			3000	SS Prec. B	S57NV80LTS519YY	S58NV80LTS519YY
Epoxy		1900	41, B8	S57OV80LQ##19YY	S58OV80LQ##19YY	
10"		YOKE ONLY				S57ZZ10LZ8819YY
	2x1.5"	Dual-Wheel	3000	SS Prec. B	S57DW10LBS619YY	S58DW10LBS619YY
			3000	SS Prec. B	S57DW10LGS619YY	S58DW10LGS619YY
			3000	SS Prec. B	S57DW10CBS619YY	S58DW10CBS619YY
	3"	Poly-Pro™	1250	41, B8,58	S57PP10LM##19YY	S58PP10LM##19YY
		Super™	500	SS Prec. B	S57SP10LI3S19YY	S58SP10LI3S19YY
		Ergolastomer™	3000	41, S5, B8	S57HU10LI##19YY	S58HU10LI##19YY
		Maxrok™	2000	41, S5, B8	S57MA10LB##19YY	S58MA10LB##19YY
		Ironman™	3000	SS Prec. B	S57NX10LBS519YY	S58NX10LBS519YY
		Ironman™ V-Groove	3000	SS Prec. B	S57NV10LTS519YY	S58NV10LTS519YY
	Epoxy	2400	41, B8	S57OV10LQ##19YY	S58OV10LQ##19YY	

S61/S62 SS Kingpinless Heavy Duty Caster - Challenger™

S61/S62 SERIES • CAPACITY 3000



Wheels and Accessories



62052RS	SRBSS41	BRBRG78	DLBRG58	4PSL61	FCBS5780

- Integrated 3" diameter, precisely machined single raceway and 1/2" stainless ball bearings
- Constructed with a 3/8" top plate from 304 SS and welded to 304 SS raceway
- 3/8" thick 304 stainless steel legs double welded both inside and outside
- Electrolytic polishing to a shining finish
- Grease fitting on raceway and axle
- NSF and ROHS Compliant
- Stainless 3/4" axle

Applications:

- Marine Environment, fisheries, etc...
- Heavy duty stainless machinery
- Chemical environment
- Autoclaves

Fastening Pattern			
Plate Code	Overall Size	Bolt Hole Pattern	Mounting Bolt Size
25	5-1/4" x 7-1/4"	3-3/8" x 5-1/4" slotted to 4-1/8" x 6-1/8"	1/2"

Wheel Diameter	Overall Height	Swivel Radius
6"	8"	4-3/4"
8"	10-1/2"	6-1/2"
10"	12-1/2"	8-1/32"



S61/S62 SS Kingpinless Heavy Duty Caster - Challenger™

S61/S62 SERIES • CAPACITY 3000

Wheel Diameter	Tread Width	Wheel Type	Load Capacity	Bearing Type	Swivel Caster Part No.	Rigid Caster Part No.	
6"	YOKE ONLY				S61ZZ60LZ8825YY	S62ZZ60LZ8825YY	
	2x1.5"	Dual-Wheel	3000	SS Prec. B	S61DW60LBS625YY	S62DW60LBS625YY	
			3000	SS Prec. B	S61DW60LGS625YY	S62DW60LGS625YY	
			3000	SS Prec. B	S61DW60CBS625YY	S62DW60CBS625YY	
		Super-Ergo™	1300	SS Prec. B	S61DU60LRS525YY	S62DU60LRS525YY	
	3"	Ergolastomer™	2500	41, S5	S61HU60LI##25YY	S62HU60LI##25YY	
		Elastomer™	2000	S5	S61SX60LIS525YY	S62SX60LIS525YY	
		Ironman™	3000	SS Prec. B	S61NX60LBS525YY	S62NX60LBS525YY	
		Ironman™ V-Groove	3000	SS Prec. B	S61NV60LTS525YY	S62NV60LTS525YY	
			3000	SS Prec. B	S61NV60LTS525YY	S62NV60LTS525YY	
8"	YOKE ONLY				S61ZZ80LZ8825YY	S62ZZ80LZ8825YY	
	2X1.5"	Dual-Wheel	3000	SS Prec. B	S61DW80LBS625YY	S62DW80LBS625YY	
			3000	SS Prec. B	S61DW80LGS625YY	S62DW80LGS625YY	
			3000	SS Prec. B	S61DW80LRS625YY	S62DW80LRS625YY	
			3000	SS Prec. B	S61DW80CBS625YY	S62DW80CBS625YY	
	3"	Poly-Pro™	1150	41, B8,58	S61PP80LM##25YY	S62PP80LM##25YY	
		Super™	450	SS Prec. B	S61SP80LI3S25YY	S62SP80LI3S25YY	
		Ergolastomer™	3000	41, S5,B8	S61HU80LI##25YY	S62HU80LI##25YY	
		Elastomer™	2200	SS Prec. B	S61SX80LIS525YY	S62SX80LIS525YY	
		Maxrok™	1600	41, B8, S5	S61MA80LB##25YY	S62MA80LB##25YY	
		Brimstone™	2000	SS Roller B	S61GN80LQ4125YY	S62GN80LQ4125YY	
		Ironman™	3000	SS Prec. B	S61NX80LBS525YY	S62NX80LBS525YY	
		Ironman™ V-Groove	3000	SS Prec. B	S61NV80LTS525YY	S62NV80LTS525YY	
			3000	SS Prec. B	S61NV80LTS525YY	S62NV80LTS525YY	
	Epoxy	1900	41, B8	S61OV80LQ##25YY	S62OV80LQ##25YY		
	10"	YOKE ONLY				S61ZZ10LZ8825YY	S62ZZ10LZ8825YY
		2x1.5"	Dual-Wheel	3000	SS Prec. B	S61DW10LBS625YY	S62DW10LBS625YY
3000				SS Prec. B	S61DW10LGS625YY	S62DW10LGS625YY	
3000				SS Prec. B	S61DW10CBS625YY	S62DW10CBS625YY	
3"		Poly-Pro™	1250	41, B8,58	S61PP10LM##25YY	S62PP10LM##25YY	
		Super™	500	SS Prec. B	S61SP10LI3S25YY	S62SP10LI3S25YY	
		Ergolastomer™	3000	41, S5, B8	S61HU10LI##25YY	S62HU10LI##25YY	
		Maxrok™	2000	41, S5, B8	S61MA10LB##25YY	S62MA10LB##25YY	
		Ironman™	3000	SS Prec. B	S61NX10LBS525YY	S62NX10LBS525YY	
		Ironman™ V-Groove	3000	SS Prec. B	S61NV10LTS525YY	S62NV10LTS525YY	
Epoxy		2400	41, B8	S61OV10LQ##25YY	S62OV10LQ##25YY		

Stainless LVS-LEVELING SERIES

- Die casted body made from stainless grade S304, w/ swivel head from S316L stainless steel, with S304 axle
- Ultra strong and non-marking nylon wheel
- Internal leveling mechanism
- Electrolytic shining finish
- Dial with rubber pad




SLG67567
 Stainless Leveling w/
 Mounting Base and 4 holes,
 6" - 7.5"

Wheel Dia	Tread Width	Part No.	Load Capacity	Overall Height	Adjustment Range	Fastening Specification	Attaching Bolt Size
2"	0.88"	LVS300V4	600	3.23"	+.47"	Plate 2.87" SQ. Hole Space 2.28" SQ	1/4"
2"	0.88"	LVS300V5	600	3.23"	+.47"	Threaded Hollow Kingpin M12	12mm
2.44"	1.13"	LVS600V3	1300	4.02"	+.59"	Plated 3.54" SQ, Hole Space 2.77" SQ	5/16"
2.44"	1.13"	LVS600V4	1300	4.02"	+.59"	Threaded Hollow Kingpin M12	12mm



CONDUCTIVE CASTERS

CONDUCTIVE SERIES • CAPACITY 700



Variety of wheels available for different applications.

CN Thermo rubber wheel

- Shore A 80 +/- 5
- Surface Resistance $> 1 \times 10^3$ but $< 1 \times 10^5$ ohms/square

CU Polyurethane tread interlocked onto a polyolefin core

- Shore A 95 +/- 5
- Surface Resistance $> 1 \times 10^3$ but $< 1 \times 10^5$ ohms/square

CT Solid hard rubber core with cushion rubber tread surface

- Shore A 85 +/- 5
- Surface Resistance $> 1 \times 10^3$ but $< 1 \times 10^5$ ohms/square

CY Nylon wheel

- Shore D 85 for its maximum capacity
- Surface Resistance $> 1 \times 10^3$ but $< 1 \times 10^5$ ohms/square

CX Casted cushion Polyurethane

- Shore A 80 +/- 5
- Surface Resistance $> 1 \times 10^6$ but $< 1 \times 10^9$ ohms/square



Wheel Dia.	Tread Width	Wheel Type	Load Capacity	Bearing Type ##	Caster Part Number		
					Total Lock	SWIVEL	RIGID
3"	1-1/4"	CN-Conductive	225	^Precision		15CN30GH44**YY	16CN30GH44**YY
				SS Precision		15CN30GH4S**YY	16CN30GH4S**YY
3"	1-1/4"	CN-Conductive	225	^Precision	S7CN30GH44**YY	S9CN30GH44**YY	S8CN30GH44**YY
				SS Precision	S7CN30GH4S**YY	S9CN30GH4S**YY	S8CN30GH4S**YY
3"	1-1/4"	CN-Conductive	225	^Precision	7TCN30GH44**YY	73CN30GH44**YY	74CN30GH44**YY
				SS Precision	7TCN30GH4S**YY	73CN30GH4S**YY	74CN30GH4S**YY
3"	1-1/4"	CN-Conductive	225	SS Ball	RTCN30GH2S**YY	RZCN30GH2S**YY	RBCN30GH2S**YY
4"	1-1/4"	CN-Conductive	250	^Precision		15CN40GH44**YY	16CN40GH44**YY
				SS Precision		15CN40GH4S**YY	16CN40GH4S**YY
4"	1-1/4"	CN-Conductive	250	^Precision	S7CN40GH44**YY	S9CN40GH44**YY	S8CN40GH44**YY
				SS Precision	S7CN40GH4S**YY	S9CN40GH4S**YY	S8CN40GH4S**YY
4"	1-1/4"	CN-Conductive	250	^Precision	7TCN40GH44**YY	73CN40GH44**YY	74CN40GH44**YY
				SS Precision	7TCN40GH4S**YY	73CN40GH4S**YY	74CN40GH4S**YY
4"	1-1/4"	CN-Conductive	250	SS Ball	RTCN40GH2S**YY	RZCN40GH2S**YY	RBCN40GH2S**YY
5"	1-1/4"	CN-Conductive	250	S4, 5A		15CN50GH44**YY	16CN50GH44**YY
						15CN50GH4S**YY	16CN50GH4S**YY
5"	1-1/4"	CN-Conductive	250	S4, 5A	S7CN50GH44**YY	S9CN50GH44**YY	S8CN50GH44**YY
					S7CN50GH4S**YY	S9CN50GH4S**YY	S8CN50GH4S**YY
5"	1-1/4"	CN-Conductive	250	S4, 5A	7TCN50GH44**YY	73CN50GH44**YY	74CN50GH44**YY
					7TCN50GH4S**YY	73CN50GH4S**YY	74CN50GH4S**YY
5"	1-1/4"	CN-Conductive	250	S4, 5A	RTCN50GH2S**YY	RZCN50GH2S**YY	RBCN50GH2S**YY
4	2"	CN-Conductive	300	05, S6,B7, 11	B3CN40JH##17YY	B1CN40JH##17YY	B2CN40JH##17YY
4	2"	CN-Conductive	300	05, S6,B7, 11	TSCN40JH##17YY	31CN40JH##17YY	32CN40JH##17YY
4	2"	CN-Conductive	300	05, S6,B7, 11		S5CN40JH##17YY	S6CN40JH##17YY
4	2"	CN-Conductive	300	05, S6,B7, 11		S4CN40JH#317YY	
5"	2"	CN-Conductive	325	05, S6,B7, 11	B3CN50JH##17YY	B1CN50JH##17YY	B2CN50JH##17YY
5"	2"	CN-Conductive	325	05, S6,B7, 11	TSCN50JH##17YY	31CN50JH##17YY	32CN50JH##17YY
5"	2"	CN-Conductive	325	05, S6,B7, 11		S5CN50JH##17YY	S6CN50JH##17YY
5"	2"	CN-Conductive	325	05, S6,B7, 11		S4CN50JH#317YY	
6"	2"	CN-Conductive	410	05, S6,B7, 11	B3CN60JH##17YY	B1CN60JH##17YY	B2CN60JH##17YY
6"	2"	CN-Conductive	410	05, S6,B7, 11	TSCN60JH##17YY	31CN60JH##17YY	32CN60JH##17YY
6"	2"	CN-Conductive	410	05, S6,B7, 11		S5CN60JH##17YY	S6CN60JH##17YY
6"	2"	CN-Conductive	410	05, S6,B7, 11		S4CN60JH#317YY	
8"	2"	CN-Conductive	500	05, S6,B7, 11	B3CN80JH##17YY	B1CN80JH##17YY	B2CN80JH##17YY
8"	2"	CN-Conductive	500	05, S6,B7, 11	TSCN80JH##17YY	31CN80JH##17YY	32CN80JH##17YY
8"	2"	CN-Conductive	500	05, S6,B7, 11		S5CN80JH##17YY	S6CN80JH##17YY
8"	2"	CN-Conductive	500	05, S6,B7, 11		S4CN80JH#317YY	



Wheel Dia.	Tread Width	Wheel Type	Load Capacity	Bearing Type ##	Caster Part Number		
					Total Lock	SWIVEL	RIGID
3"	1-1/4"	CT-Conductive	225	^Precision		15CT30GH44**YY	16CT30GH44**YY
				SS Precision		15CT30GH4S**YY	16CT30GH4S**YY
3"	1-1/4"	CT-Conductive	225	^Precision	S7CT30GH44**YY	S9CT30GH44**YY	S8CT30GH44**YY
				SS Precision	S7CT30GH4S**YY	S9CT30GH4S**YY	S8CT30GH4S**YY
3"	1-1/4"	CT-Conductive	225	^Precision	7TCT30GH44**YY	73CT30GH44**YY	74CT30GH44**YY
				SS Precision	7TCT30GH4S**YY	73CT30GH4S**YY	74CT30GH4S**YY
3"	1-1/4"	CT-Conductive	225	SS Ball	RTCT30GH2S**YY	RZCT30GH2S**YY	RBCT30GH2S**YY
4"	1-1/4"	CT-Conductive	250	^Precision		15CT40GH44**YY	16CT40GH44**YY
				SS Precision		15CT40GH4S**YY	16CT40GH4S**YY
4"	1-1/4"	CT-Conductive	250	^Precision	S7CT40GH44**YY	S9CT40GH44**YY	S8CT40GH44**YY
				SS Precision	S7CT40GH4S**YY	S9CT40GH4S**YY	S8CT40GH4S**YY
4"	1-1/4"	CT-Conductive	250	^Precision	7TCT40GH44**YY	73CT40GH44**YY	74CT40GH44**YY
				SS Precision	7TCT40GH4S**YY	73CT40GH4S**YY	74CT40GH4S**YY
4"	1-1/4"	CT-Conductive	250	SS Ball	RTCT40GH2S**YY	RZCT40GH2S**YY	RBCT40GH2S**YY
5"	1-1/4"	CT-Conductive	250	S4, 5A		15CT50GH44**YY	16CT50GH44**YY
						15CT50GH4S**YY	16CT50GH4S**YY
5"	1-1/4"	CT-Conductive	250	S4, 5A	S7CT50GH44**YY	S9CT50GH44**YY	S8CT50GH44**YY
					S7CT50GH4S**YY	S9CT50GH4S**YY	S8CT50GH4S**YY
5"	1-1/4"	CT-Conductive	250	S4, 5A	7TCT50GH44**YY	73CT50GH44**YY	74CT50GH44**YY
					7TCT50GH4S**YY	73CT50GH4S**YY	74CT50GH4S**YY
5"	1-1/4"	CT-Conductive	250	S4, 5A	RTCT50GH2S**YY	RZCT50GH2S**YY	RBCT50GH2S**YY
3"	1-1/4"	CY-Conductive	225	^Precision		15CY30GH44**YY	16CY30GH44**YY
				SS Precision		15CY30GH4S**YY	16CY30GH4S**YY
3"	1-1/4"	CY-Conductive	225	^Precision	S7CY30GH44**YY	S9CY30GH44**YY	S8CY30GH44**YY
				SS Precision	S7CY30GH4S**YY	S9CY30GH4S**YY	S8CY30GH4S**YY
3"	1-1/4"	CY-Conductive	225	^Precision	7TCY30GH44**YY	73CY30GH44**YY	74CY30GH44**YY
				SS Precision	7TCY30GH4S**YY	73CY30GH4S**YY	74CY30GH4S**YY
3"	1-1/4"	CY-Conductive	225	SS Ball	RTCY30GH2S**YY	RZCY30GH2S**YY	RBCY30GH2S**YY
4"	1-1/4"	CY-Conductive	250	^Precision		15CY40GH44**YY	16CY40GH44**YY
				SS Precision		15CY40GH4S**YY	16CY40GH4S**YY
4"	1-1/4"	CY-Conductive	250	^Precision	S7CY40GH44**YY	S9CY40GH44**YY	S8CY40GH44**YY
				SS Precision	S7CY40GH4S**YY	S9CY40GH4S**YY	S8CY40GH4S**YY
4"	1-1/4"	CY-Conductive	250	^Precision	7TCY40GH44**YY	73CY40GH44**YY	74CY40GH44**YY
				SS Precision	7TCY40GH4S**YY	73CY40GH4S**YY	74CY40GH4S**YY
4"	1-1/4"	CY-Conductive	250	SS Ball	RTCY40GH2S**YY	RZCY40GH2S**YY	RBCY40GH2S**YY
5"	1-1/4"	CY-Conductive	250	S4, 5A		15CY50GH44**YY	16CY50GH44**YY
						15CY50GH4S**YY	16CY50GH4S**YY
5"	1-1/4"	CY-Conductive	250	S4, 5A	S7CY50GH44**YY	S9CY50GH44**YY	S8CY50GH44**YY
					S7CY50GH4S**YY	S9CY50GH4S**YY	S8CY50GH4S**YY
5"	1-1/4"	CY-Conductive	250	S4, 5A	7TCY50GH44**YY	73CY50GH44**YY	74CY50GH44**YY
					7TCY50GH4S**YY	73CY50GH4S**YY	74CY50GH4S**YY
5"	1-1/4"	CY-Conductive	250	S4, 5A	RTCY50GH2S**YY	RZCY50GH2S**YY	RBCY50GH2S**YY
4"	2"	CY-Conductive	300	05, S6,B7, 11	B3CY40JH##17YY	B1CY40JH##17YY	B2CY40JH##17YY
					TSCY40JH##17YY	31CY40JH##17YY	32CY40JH##17YY
						S5CY40JH##17YY	S6CY40JH##17YY
						S4CY40JH#317YY	
5"	2"	CY-Conductive	325	05, S6,B7, 11	B3CY50JH##17YY	B1CY50JH##17YY	B2CY50JH##17YY
					TSCY50JH##17YY	31CY50JH##17YY	32CY50JH##17YY
						S5CY50JH##17YY	S6CY50JH##17YY
						S4CY50JH#317YY	
6"	2"	CY-Conductive	410	05, S6,B7, 11	B3CY60JH##17YY	B1CY60JH##17YY	B2CY60JH##17YY
					TSCY60JH##17YY	31CY60JH##17YY	32CY60JH##17YY
						S5CY60JH##17YY	S6CY60JH##17YY
						S4CY60JH#317YY	
8"	2"	CY-Conductive	500	05, S6,B7, 11	B3CY80JH##17YY	B1CY80JH##17YY	B2CY80JH##17YY
					TSCY80JH##17YY	31CY80JH##17YY	32CY80JH##17YY
						S5CY80JH##17YY	S6CY80JH##17YY
						S4CY80JH#317YY	

Wheel Dia.	Tread Width	Wheel Type	Load Capacity	Bearing Type ##	Caster Part Number		
					Total Lock	SWIVEL	RIGID
4	2"	CX-Conductive	500	05, S6,B7, 11	B3CX40JH##17YY	B1CX40JH##17YY	B2CX40JH##17YY
4	2"	CX-Conductive	500	05, S6,B7, 11	TSCX40JH##17YY	31CX40JH##17YY	32CX40JH##17YY
4	2"	CX-Conductive	500	05, S6,B7, 11		S5CX40JH##17YY	S6CX40JH##17YY
4	2"	CX-Conductive	500	05, S6,B7, 11		S4CX40JH#317YY	
5"	2"	CX-Conductive	540	05, S6,B7, 11	B3CX50JH##17YY	B1CX50JH##17YY	B2CX50JH##17YY
5"	2"	CX-Conductive	540	05, S6,B7, 11	TSCX50JH##17YY	31CX50JH##17YY	32CX50JH##17YY
5"	2"	CX-Conductive	540	05, S6,B7, 11		S5CX50JH##17YY	S6CX50JH##17YY
5"	2"	CX-Conductive	540	05, S6,B7, 11		S4CX50JH#317YY	
6"	2"	CX-Conductive	600	05, S6,B7, 11	B3CX60JH##17YY	B1CX60JH##17YY	B2CX60JH##17YY
6"	2"	CX-Conductive	600	05, S6,B7, 11	TSCX60JH##17YY	31CX60JH##17YY	32CX60JH##17YY
6"	2"	CX-Conductive	600	05, S6,B7, 11		S5CX60JH##17YY	S6CX60JH##17YY
6"	2"	CX-Conductive	600	05, S6,B7, 11		S4CX60JH#317YY	
8"	2"	CX-Conductive	700	05, S6,B7, 11	B3CX80JH##17YY	B1CX80JH##17YY	B2CX80JH##17YY
8"	2"	CX-Conductive	700	05, S6,B7, 11	TSCX80JH##17YY	31CX80JH##17YY	32CX80JH##17YY
8"	2"	CX-Conductive	700	05, S6,B7, 11		S5CX80JH##17YY	S6CX80JH##17YY
8"	2"	CX-Conductive	700	05, S6,B7, 11		S4CX80JH#317YY	

Antistatic Shopping Cart replacement wheel

- Molecule is mixed into the resins of the polyurethane tread and polyolefin core to ensure the entire wheel is 100% antistatic
- High quality ball bearings with I.D. 5/16"

TU50GP50





CONQUER™ - Round Tread Polyurethane on Aluminum Core

- Waffle hub design for 6" dia. And 8" dia. for the heavy loading
- Completed with Precision ball bearings, top hat and spacers
- Precision ball bearings with top hat spacers
- Temperature Range -40°F to +180°F
- Ergonomic performance
- Impact Resistance



Conquer™ 95A					
Wheel Diameter	Tread Width	Hub Length	Load Capacity	Bore I.D.	Part Number
4"	2"	2-7/16"	1300	1/2"	CQ40JL63
5"	2"	2-7/16"	1500	1/2"	CQ50JL64
6"	2"	2-7/16"	1700	1/2"	CQ60JL64
8"	2"	2-7/16"	2000	1/2"	CQ80JL64
Conquer™ 85A					
Wheel Diameter	Tread Width	Hub Length	Load Capacity	Bore I.D.	Part Number
4"	2"	2-7/16"	1300	1/2"	CQ40JM63
5"	2"	2-7/16"	1500	1/2"	CQ50JM64
6"	2"	2-7/16"	1700	1/2"	CQ60JM64
8"	2"	2-7/16"	2000	1/2"	CQ80JM64
Conquer™ 55D					
Wheel Diameter	Tread Width	Hub Length	Load Capacity	Bore I.D.	Part Number
4"	2"	2-7/16"	1300	1/2"	CQ40JG63
5"	2"	2-7/16"	1500	1/2"	CQ50JG64
6"	2"	2-7/16"	1700	1/2"	CQ60JG64
8"	2"	2-7/16"	2000	1/2"	CQ80JG64
10"	2"	2-7/16"	2000	1/2"	CQ10JM64

D-POLYON™ - Round Tread Polyurethane on Aluminum Core

- Polyurethane tread chemically bonded to Aluminum core
- Completed with Precision Bearings, top hat and spacers
- Temperature Range -40°F to 180°F
- Durometer Shore D65(+/-5)
- Donut pattern tread
- Blue color



Wheel Diameter	Tread Width	Hub Length	Load Capacity	Bore I.D.	Part Number
6"	2"	2-7/16"	1000	1/2"	UD60JL64
8"	2"	2-7/16"	1200	1/2"	UD80JL64

CQ,UD WHEELS • CAPACITY 2000

Champion™ - Ultra-Flex polyurethane on Aluminum Core

- 1-3/16" Thick ultra-flex compound polyurethane elastomer tread, chemically bonded to Aluminum core
- Low rolling resistance over debris and small obstructions
- Completed with Precision ball bearings and top hat spacer
- Great for manual or power applications
- Temperature range: -40°F to 180°F
- Durometer: Shore A 80(+/- 5)
- Color: Green and Red
- High impact strength



Wheel Diameter	Tread Width	Hub Length	Bore I.D.	Load Capacity	Tread Color	Part Number
4"	2"	2-7/16"	1/2"	1000	Red	CP40JR63
					Green	CP40JN63
5"	2"	2-7/16"	1/2"	1200	Red	CP50JR64
					Green	CP50JN64
6"	2"	2-7/16"	1/2"	1200	Red	CP60JR64
					Green	CP60JN64
8"	2"	2-7/16"	1/2"	2000	Red	CP80JR64
					Green	CP80JN64
8"	2-1/2"	3-1/2"	3/4"	2000	Green	CP80QN67

ULTRAFLEX™ - Ergonomic Polyurethane on Aluminum Core

- Ultraflex is uniquely formulated for the best ergonomic push/pull after set and in-line operation
- Completed with precision ball bearings and top hat spacers
- Extra thick PU tread for best cushioned ride
- Temperature Range: -50°F to 180°F
- Color options: Orange and Maroon
- Durometer Shore A 80 (+/- 5)



Wheel Diameter	Tread Width	Hub Length	Load Capacity	Bore I.D.	Color	Part Number
3"	1-1/4"	1-11/16"	400	3/8"	Orange	UX30GO62
4"	1-1/4"	1-11/16"	450	3/8"	Orange	UX40GO62
5"	1-1/4"	1-11/16"	500	3/8"	Orange	UX50GO62
4"	2"	2-7/16"	900	1/2"	Orange	UX40JO63
					Maroon	UX40JM63
5"	2"	2-7/16"	900	1/2"	Orange	UX50JO64
					Maroon	UX50JM64
6"	2"	2-7/16"	1000	1/2"	Orange	UX60JO64
					Maroon	UX60JM64
8"	2"	2-7/16"	1200	1/2"	Orange	UX80JO64
					Maroon	UX80JM64
8"	3"(Flat)	3-1/2"	1500	3/4"	Orange(Cast Iron Core)	UX80LO5P



POLYFLEXON® on Aluminum Core

- Uniquely formulated “Flex Compound” Polyurethane elastomer is chemically and mechanically bonded to heavy aluminum core
- Completed with Precision bearings, top hat and spacers
- Temperature Range -40°F to 180°F
- Durometer Shore A 95 (+/- 5)
- Donut pattern tread



Wheel Diameter	Tread Width	Hub Length	Load Capacity	Bore I.D.	Color	Part Number
4"	2"	2-7/16"	900	1/2"	Green	UA40JN63
					Orange	UA40JO63
5"	2"	2-7/16"	900	1/2"	Green	UA50JN64
					Orange	UA50JO64
6"	2"	2-7/16"	1000	1/2"	Green	UA60JN64
					Orange	UA50JO64
8"	2"	2-7/16"	1200	1/2"	Green	UA80JN64
					Orange	UA80JO64

POLYFLEXON® - Round Tread Polyurethane on Cast Iron Core

- Uniquely Formulated “Flex Compound” Polyurethane elastomer is chemically bonded to heavy cast iron core
- Multiple options of bearings for different application
- Standard Color: Red tread on black core
- Temperature range: -40° F to 180° F
- Durometer Shore A 95(+/-5)
- Donut pattern tread



Wheel Diameter	Tread Width	Hub Length	Load Capacity	Bore I.D.	Replace ** with desired bearing code					Part Number
					Annular Brg.	Prec. Ball Brg.	Roller Brg.	Delrin Brg.	Bronze Bushing	
4"	2"	2-3/16"	700	1-3/16"						RP40JK84
		2-7/16"		1/2"	48	60				RP40JK**
				5/8"			02	56, 12		
				3/4"			04, 09	57, 11	B1, B7	
5"	2"	2-3/16"	800	1-3/16"						RP50JK84
		2-7/16"		1/2"	48	60				RP50JK**
				5/8"			02	56, 12		
				3/4"			04, 09	57, 11	B1, B7	
6"	2"	2-3/16"	900	1-3/16"						RP60JK84
		2-7/16"		1/2"	48	60				RP60JK**
				5/8"			02	56, 12		
				3/4"			04, 09	57, 11	B1, B7	
6"	2"	2-3/16	900	1/2"						RP60JK63
8"	2"	2-3/16	1000	1/2"						RP80JK63

*Including Top Hats



DW Wheels - Dual Flat Tread Polyurethane Wheels

- Designed to replace traditional single wheels for better maneuvering while not widening the footprint and swivel radius
- Multiple choices of different hardness and grade Polyurethane for different application
- Avoiding severe damage from impact caused by triple or quadruple narrow wheels
- Aluminum core for 1" wide, Ductile iron cores for 1.5" and 2" wide
- Heavy duty precision bearings reduce rolling resistance
- Temperature range -40° F to +180° F
- Better load distribution on sharp turns
- Extended life and performance
- Lower initial start force
- Easier to turn



DW60JBT3



DW60JRT3



DW60JLT3



DW WHEELS • CAPACITY 7000

Wheel dia.	Tread Width	Hub Length	Load Capacity	Bore ID	Hub Material	Bearings	Part Number	Color	Durometer
4"	1" x 2	2-7/16"	470	1/2"	Aluminum	6207 x 2	DW40JLT3	BLACK	Shore A 70-75
			650				DW40JRT3	RED	Shore A 80-85
			960				DW40JBT3	BLUE	Shore A 90-95
			1000				DW40JGT3	GRAY	Shore D 65
5"	1" x 2	2-7/16"	550	1/2"	Aluminum	6702 x 2	DW50JLT3	BLACK	Shore A 70-75
			750				DW50JRT3	RED	Shore A 80-85
			1160				DW50JBT3	BLUE	Shore A 90-95
			1200				DW50JGT3	GRAY	Shore D 65
6"	1" x 2	2-7/16"	700	1/2"	Aluminum	6207 x 2	DW60JLT3	BLACK	Shore A 70-75
			960				DW60JRT3	RED	Shore A 80-85
			1400				DW60JBT3	BLUE	Shore A 90-95
			1440				DW60JGT3	GRAY	Shore D 65
8"	1" x 2	2-7/16"	750	1/2"	Aluminum	6207 x 2	DW80JLT3	BLACK	Shore A 70-75
			1100				DW80JRT3	RED	Shore A 80-85
			1600				DW80JBT3	BLUE	Shore A 90-95
			1700				DW80JGT3	GRAY	Shore D 65
6"	1.5" x 2	3-1/2"	3500	3/4"	Cast Iron	6206*4	DW60LBT4	BLUE	Shore A 90-95
			3900				DW60LGT4	GRAY	Shore D 65
8"	1.5" x 2	3-1/2"	4000	3/4"	Cast Iron	6206*4	DW80LBT4	BLUE	Shore A 90-95
			4500				DW80LGT4	GRAY	Shore D 65
10"	1.5" x 2	3-1/2"	4600	3/4"	Cast Iron	6206*4	DW10LBT4	BLUE	Shore A 90-95
			5200				DW10LGT4	GRAY	Shore D 65
6"	1.5" x 2	3-1/2"	3500	1"	Cast Iron	6207*4	DW60LBT5	BLUE	Shore A 90-95
			3900				DW60LGT5	GRAY	Shore D 65
8"	1.5" x 2	3-1/2"	4000	1"	Cast Iron	6207*4	DW80LBT5	BLUE	Shore A 90-95
			4500				DW80LGT5	GRAY	Shore D 65
10"	1.5" x 2	3-1/2"	4600	1"	Cast Iron	6207*4	DW10LBT5	BLUE	Shore A 90-95
			5200				DW10LGT5	GRAY	Shore D 65
8"	2" x 2"	4-9/16"	4700	1-1/4"	Ductile Iron	6207*4	DW80NBT6	BLUE	Shore A 90-95
			5200				DW80NGT6	GRAY	Shore D 65
10"	2" x 2"	4-9/16"	6400	1-1/4"	Ductile Iron	6207*4	DW10NBT6	BLUE	Shore A 90-95
			7000				DW10NGT6	GRAY	Shore D 65
6"	1.5" x 2	3-1/2"	1300	3/4"	Solid PU	6205	SP60LRT3	RED	Shore D65



DW Wheels - Dual Round Tread Polyurethane Wheels

DW80XRT3

DW80YGT5



DW WHEELS • CAPACITY 7000

Wheel dia.	Tread Width	Hub Length	Load Capacity	Bore ID	Hub Material	Bearings	Part Number	Color	Durometer
6"	1" x 2"	2-7/16"	700	1/2"	Aluminum	6207 x 2	DW60XLT3	BLACK	Shore A 70-75
			960				DW60XRT3	RED	Shore A 80-85
			1440				DW60XGT3	GRAY	Shore D 65
8"	1" x 2"	2-7/16"	1100	1/2"	Aluminum	6207 x 2	DW80XRT3	RED	Shore A 80-85
			1700				DW80X+T3	D=Black G=Gray	Shore D 65
6"	1.5" x 2"	3-1/2"	3900	1"	Cast Iron	6206 x 4	DW60YGT5	GRAY	Shore D 65
8"	1.5" x 2"	3-1/2"	3000	3/4"	Cast Iron	6206 x 4	DW80YRT4	RED	Shore A 80-85
			4500				DW80YGT4	GRAY	Shore D 65
10"	1.5" X 2"	3-1/2"	4600	3/4"	Cast Iron	6206 x 4	DW10YRT4	RED	Shore A 80-85
12"	1.5" x 2"	3-1/2"	3500	3/4"	Cast Iron	6206 x 4	DW12YRT4	RED	Shore A 80-85
8"	2" x 2"	4-9/16"	4700	1-1/4"	Ductile Iron	6207 x 4	DW80ZBT6	BLUE	Shore A 90-95
			5200				DW80ZGT6	GRAY	Shore D 65
10"	2" x 2"	4-9/16"	6400	1-1/4"	Ductile Iron	6207 x 4	DW10ZBT6	BLUE	Shore A 90-95
			7000				DW10ZGT6	GRAY	Shore D 65



ULTRA-POLY™

- 3/4" Thick PU on heavy-duty cast-iron core for higher load capacity with longer life
- Variety of bearing options for optimum performance in different application
- Durometer Shore D 60 (+/- 5)
- Temperature range: -40° F to 180° F



EX10LG69

EX10LK71P



EX WHEELS • CAPACITY 6500

Wheel Diameter	Tread Width	Hub Length	Load Capacity	Bore I.D.	Roller Brg.	Prec. Ball Brg.	Tapered Brg.	Bronze Brg.	Part #
6"	3"	3-1/4"	3000	1-15/16"					EX60LG85
		3-1/2"		3/4"	24	65°, 69	70		EX60LG**
				1"	26	67°, R1	71	B8	
8"	3"	3-1/4"	3500	1-15/16"					EX80LG85
		3-1/2"		3/4"	24	65°, 69	70		EX80LG**
				1"	26	67°, R1	71	B8	
8"	4"	4-1/4"	4000	2-7/16"					EX80NG86
		4-9/16"		1-1/4"	31	68°	71		EX80NG**
				1-1/2"	33		74		
10"	3"	3-1/4"	4000	1-15/16"					EX10LG85
		3-1/2"		3/4"	24	65°, 69	70		EX10LG**
				1"	26	67°, R1	71	B8	
10"	4"	4-1/4"	5500	2-7/16"					EX10NG86
		4-9/16"		1-1/4"	31	68°	71		EX10NG**
				1-1/2"	33		74		
12"	3"	3-1/4"	5000	1-15/16"					EX12LG85
		3-1/2"		3/4"	24	65°, 69	70		EX12LG**
				1"	26	67°, R1	71	B8	
12"	4"	4-1/4"	6500	2-7/16"					EX12NG86
		4-9/16"		1-1/4"	31	68°	71		EX12NG**
				1-1/2"	33		74		

~ Include Top Hats



ERGOLASTOMER™

- Super strength solid casted polyurethane elastomer mechanically locked with glass filled nylon bearing collar
- Variety of bearing options for optimal performance at different applications
- Color: Gray with black bearing collar
- Temperature range: -50° to 180° F
- Durometer: Shore 65(+/-5)



HU80LI65

HU60JI92

HU60JI64



HU WHEELS • CAPACITY 3200

Wheel Diameter	Tread Width	Hub Length	Load Capacity	Bore I.D.	Replace ** with desired bearing code					Part Number	
					Roller Brg.	Stainless Roller Brg.	Prec. Ball Brg.	Stainless Pre. Ball Brg.	Delrin Brg.		
4"	2"	2-3/16"	1000	1-3/16"						HU40JI84	
		2-7/16"		1/2"	92	9S	64~	6S, 76~	56, 12	HU40JI**	
				5/8"	02						
				3/4"	04, 09	05			57, 11		
5"	2"	2-3/16"	1400	1-3/16"						HU50JI84	
		2-7/16"		1/2"	92	9S	64~	6S, 76~	56, 12	HU50JI**	
				5/8"	02						
				3/4"	04, 09	05			57, 11		
6"	2"	2-3/16"	1700	1-3/16"						HU60JI84	
		2-7/16"		1/2"	92	9S	64~	6S, 76~	56, 12	HU60JI**	
				5/8"	02						
				3/4"	04, 09	05			57, 11		
6"	2-1/2"	2-3/4"	2200	3/4"			65~	77~		HU60KI**	
8"	2"	2-3/16"	2000	1-3/16"							HU80JI84
		2-7/16"		1/2"	92	9S	64~	6S, 76~	56, 12	HU80JI**	
				5/8"	02						
				3/4"	04, 09	05			57, 11		
8"	2-1/2"	2-3/4"	2300	3/4"			65~	77~		HU80KI**	
8"	3"	3-1/4"	3000	3/4"			65~	7L~		HU80L**	
10"	3"	3-1/4"	3200	3/4"			65~	7L~		HU10LI**	

90, 92 & 9S Include Spanner

~ Include top hats.



MEGAPOLY™ - TITAN™ Polyurethane Wheel

- Megapoly™ slows down internal heat that builds up from high loads and significantly increases in its load capacity and life span
- Tread thickness: 1/2" for 2" tread width wheels, and 1" for 3" and wider tread width wheel
- Variety of bearing options for extended applications
- Extra numbers of bearings for maximum load capacity
- Temperature range: -40° F to 180°F
- Durometer Shore A 95



PX12LD7P

PX12LO5P



PX WHEELS • CAPACITY 10000

Wheel Diameter	Tread Width	Hub Length	Load Capacity	Bore I.D.	Replace ** with desired bearing code				Part #
					Prec. Ball Brg. [~]	Tapered Roller Brg.	Bronze Brg.	Roller Brg.	
6"	2"	2-7/16"	2000	1/2"	4P(6203 x 2)				PX60JO63
6"	3"	3-1/2"	4000	3/4"	5P(6205 x 4)	70			PX60LO**
				1"		71	B8		
6"	5"	5-1/2"	6500	1-5/16"	CSB207-21				PX60525CSB207-D
8"	2"	2-7/16"	2000	1/2"	63				PX80JO63
8"	3"	3-1/2"	5500	3/4"	5P(6205 x 4)	70			PX80LO**
				1"	7P(6207 x 4)	71	B8		
8"	4"	4-9/16"	6500	1-1/4"	8P(6208 x 4)	74			PX80NO**
10"	3"	3-1/2"	6000	1"	7P(6207 x 4)	7A			PX10LO**
			6000	1-1/4"		74			
10"	4"	4-9/16"	7000	1-1/4"	8P(6208 x 4)	74			PX10NO**
10"	5"	5-1/2"	8000	1-1/4"	8P(6208 x 4)	74			PX10OO**
12"	3"	3-1/2"	6500	3/4"	5P(6205 x 4)	70			PX12LO**
			6500	1"	7P(6207 x 4)	71	B8		
			6000	3/4"	69		24		
			6000	1"	71P		26		
12"	3"(Crown)	3-1/2"	6000	1	7P(6207 x 4)				PX12LD78
12"	4"	4-9/16"	8000	1-1/4"	8P(6208 x 4)	74			PX12NO**
14"	4"	4-9/16"	7500	1-1/4"		74			PX14NO74
16"	3"	3-1/2"	7000	1"	7P(6207 x 4)				PX16LO7P
16"	5"	5-1/2"	10000	1-1/4"	8P(6208 x 4)	74			PX16OO**

[~] Include Top Hat



DURALASTOMER

- Standard color: Blue. Different color is available, please consult factory.
- Solid casted polyurethane elastomer for its maximum strength.
- Smooth and crown surface and low rolling resistance
- Temperature Range: -50°F to 180° F
- Durometer: Shore D 60(+/- 5)

SU WHEELS • CAPACITY 1000



Wheel Diameter	Tread Width	Hub Length	Load Capacity	Bore I.D.	Replace ** with desired bearing code					Part Number	
					Roller Brg.	Stainless Roller Brg.	Prec. Ball Brg.	Stainless Prec. Ball Brg.	Delrin Brg.		
3"	1-1/4"(Blue)	1-9/16"	300	1/2"						SU30GL83	
				3/8"						SU30GL90	
	1-1/4"(Red)			1/2"						SU30GR83	
				3/8"						SU30GR90	
4"	1-1/4"(Blue)	1-9/16"	400	1/2"						SU40GL83	
				3/8"						SU40GL90	
	1-1/4"(Red)			1/2"						SU40GR83	
				3/8"						SU40GR90	
4"	2"	2-3/16"	750	1-3/16"						SU40JL84	
		2-7/16"		1/2"	92	9S	60,63	6S	56, 12	SU40JL**	
				3/4"	09	05			57, 11		
5"	1-1/4"	1-9/16"	700	1/2"						SU50GL83	
	1-1/2"	1-7/8"	700	3/8"						SU50GL90	
				1-3/16"						SU50HL84	
5"	2"	2-3/16"	800	1-3/16"						SU50JL84	
		2-7/16"		1/2"	92	9S	60,63	6S	56, 12	SU50JL**	
				3/4"	09	05			57, 11		
6"	1-1/2"	1-5/8"	600	1-3/16"						SU60HL84	
		1-7/8"		1/2"	92		6M		56, 12	SU60HL**	
				3/4"	03				57, 11		
	2"	2-3/16"	900	1-3/16"							SU60JL84
		2-7/16"		1/2"	92	9S	60, 63 [~]	6S, 72 [~]	56, 12	SU60JL**	
3/4"	09		05				57, 11				
8"	2"	2-3/16"	1000	1-3/16"						SU80JL84	
		2-7/16"		1/2"	92	9S	60, 63 [~]	6S, 72 [~]	56, 12	SU80JL**	
				3/4"	09	05					57, 11

90 & 92
Include
Spanner

[~] Include top hats.



POLYON MAXROK™

- Polyurethane chemically bonded on glass filled nylon core
- Quiet operation with high impact resistance
- Temperature range: -45° F to 180° F
- Color options: Green and Red
- Durometer: Shore A 95(+/-5)

MU WHEELS • CAPACITY 1400



Wheel Diameter	Tread Width	Hub Length	Load Capacity	Bore I.D.	Color Code	Replace ** with desired bearing code						Part Number
						Roller Brg.	Stainless Roller Brg.	Annular Ball Brg.	Prec. Ball Brg.	Stainless Prec. Ball Brg.	Delrin Brg.	
4"	2"	2-3/16"	700	1-3/16"	Green=G Red=K							MU40J+84
		2-7/16"		1/2"		92	9S	48		56, 12	MU40J+**	
				5/8"		02		60	6S			
				3/4"		04, 09	05			57, 11		
5"	2"	2-3/16"	1000	1-3/16"	Green=G Red=K							MU50J+84
		2-7/16"		1/2"		92	9S	48		56, 12	MU50J+**	
				5/8"		02		60	6S			
				3/4"		04, 09	05			57, 11		
6"	2"	2-3/16"	1200	1-3/16"	Green=G Red=K							MU60J+84
		2-7/16"		1/2"		92	9S	48		56, 12	MU60J+**	
				5/8"		02		60	6S			
				3/4"		04, 09	05			57, 11		
8"	2"	2-3/16"	1400	1-3/16"	Green=G Red=K							MU80J+84
		2-7/16"		1/2"		92	9S	48		56, 12	MU80J+**	
				5/8"		02		60	6S			
				3/4"		04, 09	05			57, 11		

92 & 9S include spanner



POLYON AL™

- Polyurethane chemically bonded on aluminum core
- Quiet in operation with attractive appearance
- Temperature range: -45°F to +180° F
- Durometer: Shore A 95(+/-5)
- Variety of Color options

PA WHEELS • CAPACITY 1500



Wheel Dia.	Tread Width	Hub Length	Load Cap.	Bore I.D.	Color Code(+)	Replace ** with desired bearings code						Part Number Replace + with Color Code
						Annular Brg.	Prec. Ball Brg.	Stainless Ball Brg.	Roller Brg.	Stainless Roller Brg.	Delrin Brg.	
3"	1-1/4"	1-19/32"	380	3/8"	Blue	43						PA30GL43
3.5"	1-1/4"	1-19/32"	400	3/8"	Blue	43						PA35GL43
					Maroon							PA35GM43
4"	1-1/4"	1-19/32"	420	3/8"	Blue	43						PA40GL43
5"	1-1/4"	1-19/32"	440	3/8"	Blue	43						PA50GL43
	1-3/8"	1-19/32"	500	1/2"	Red	43						PA50VV60
4"	1-1/2"	1-5/8"	700	1-3/16"	B=Black N=Green R=Red							PA40H+84
		1-7/8"		1/2"			6M		56, 12	PA40H+**		
				5/8"				01	57, 11			
				3/4"				03				
4"	2"	2-3/16"	800	1-3/16"	N=Green R=Red M=Maroon							PA40J+84
				1/2"		48	60	6S	92	9S	56, 12	PA40J+**
				5/8"					02			
				3/4"					04, 09	05	57, 11	
5"	1-1/2"	1-5/8"	800	1-3/16"	N=Green R=Red							PA50H+**
				1/2"			6M			56, 12		
				5/8"					01		57, 11	
				3/4"					03			
5"	2"	2-3/16"	900	1-3/16"	N=Green R=Red M=Maroon							PA50J+84
				1/2"		48	60	6S	92	9S	56, 12	PA50J+**
				5/8"					02			
				3/4"					04, 09	05	57, 11	
6"	1-1/2"	1-5/8"	800	1-3/16"	N=Green R=Red							PA60H+**
				1/2"			6M			56, 12		
				5/8"					01		57, 11	
				3/4"					03			
6"	2"	2-3/16"	1200	1-3/16"	N=Green R=Red M=Maroon C=Black							PA60J+84
				1/2"		48	60	6S	92	9S	56, 12	PA60J+**
				5/8"					02			
				3/4"					04, 09	05	57, 11	
8"	2"	2-3/16"	1500	1-3/16"	N=Green R=Red M=Maroon							PA80J+84
				1/2"		48	60	6S	92	9S	56, 12	PA80J+**
				5/8"					02			
				3/4"					04, 09	05	57, 11	

92 & 9S include spanner

ENERGY SAVER POLYON™

- Polyurethane tread specially engineered with high tencile and for low initial force to push/pull.
- Crowned polyurethane tread chemically bonded to a solid heavy-duty cast iron core
- Variety of bearing options for optimal performance at different applications
- Temperature range -40°F to +180° F
- Color: Dark blue tread on black core
- Durometer: Shore A 95 (+/-5)

SW WHEELS • CAPACITY 4200

SW80JU63

SW60JU04

SW60LU85



Wheel Diameter	Tread Width	Hub Length	Load Capacity	Bore I.D.	Replace ** with desired bearing code			Part Number
					Roller Brg.	Prec. Ball Brg.	Prec. Tapered Brg.	
4"	1-1/2"	1-5/8"	600	1-3/16"	01,03			SW40HU**
		1-7/8"		1/2"	92	6M		
				5/8"	01			
				3/4"	03			
4"	2"	2-3/16"	800	1-3/16"				SW40JU84
		2-7/16"		1/2"	92	60		SW40JU**
				5/8"	02			
				3/4"	04,09			
5"	1-1/2"	1-5/8"	800	1-3/16"				SW50HU84
		1-7/8"		1/2"	92	6M		SW50HU**
				5/8"	01			
				3/4"	03			
5"	2"	2-3/16"	1300	1-3/16"				SW50JU84
		2-7/16"		1/2"	92	60		SW50JU**
				5/8"	02			
				3/4"	04,09			
6"	1-1/2"	1-5/8"	850	1-3/16"				SW60HU84
		1-7/8"		1/2"	92	6M		SW60HU**
		1-7/8"		5/8"	01			
		1-7/8"		3/4"	03			
6"	2"	2-3/16"	1400	1-3/16"				SW60JU84
		2-7/16"		1/2"	92	60	73	SW60JU**
				5/8"	02			
				3/4"	04,09		70	
6"	2-1/2"	2-3/4"	1700	1-15/16"				SW60KU85
		3"		3/4"	93	89	70	SW60KU**
				1"	23			
				1-1/4"	25			
6"	2-1/2"	3-1/4"	1700	1-15/16"				SW60QU85
		3-1/2"		3/4"	93	69	70	SW60QU**
				1"	24	R1		
				1-1/4"	26			
6"	3"	3-1/4"	2200	1-15/16"				SW60LU85
		3-1/2"		3/4"	93	65", 69	70	SW60LU**
				1"	24	R1		
				1-1/4"	26			

#92 & 93 include spanner

*Including Top Hats



Wheel Diameter	Tread Width	Hub Length	Load Capacity	Bore I.D.	Replace ** with desired bearing code			Part Number
					Roller Brg.	Prec. Ball Brg.	Prec. Tapered Brg.	
8"	2"	2-3/16"	1500	1-3/16"				SW80JU84
		2-7/16"		1/2"	92	60, 63 [~]	73	SW80JU**
				5/8"	02			
				3/4"	04,09		70	
8"	2-1/2"	2-3/4"	2200	1-15/16"				SW80KU85
		3"		3/4"	93	89	70	SW80KU**
				1"	23			
				1-1/4"	25			
8"	2-1/2"	3-1/4"	2200	1-15/16"				SW80QU85
				3/4"	93	69	70	SW80QU**
				1"	24	R1		
				1-1/4"	26			
8"	3"	3-1/4"	2700	1-15/16"				SW80LU85
		3-1/2"		3/4"	93	65 [~] , 69	70	SW80LU**
				1"	24	R1	71	
				1-1/4"	26			
10"	2-1/2"	2-3/4"	2400	1-15/16"				SW10KU85
		3"		3/4"	93	89	70	SW10KU**
				1"	23			
				1-1/4"	25			
10"	2-1/2"	3-1/4"	2400	1-15/16"				SW10QU85
		3-1/2"		3/4"	93	69		SW10QU**
				1"	24	R1		
				1-1/4"	26			
10"	3"	3-1/4"	3000	1-15/16"				SW10LU85
		3-1/2"		3/4"	93	69	70	SW10LU**
				1"	24	R1	71	
				1-1/4"	26			
12"	2-1/2"	2-3/4"	2700	1-15/16"				SW12KU85
		3"		3/4"	93	89		SW12KU**
				1"	23			
				1-1/4"	25			
12"	2-1/2"	3-1/4"	2700	1-15/16"				SW12QU85
		3-1/2"		3/4"	93	69		SW12QU**
				1"	24	R1		
				1-1/4"	26			
12"	3"	3-1/4"	4200	1-15/16"				SW12LU85
		3-1/2"		3/4"	93	69	70	SW12LU**
				1"	24	R1	71	
				1-1/4"	26			

#92 & 93 include
spanner

[~]Including Top Hats



POLY-PRO™

- Non-Marking polyurethane tread mechanically locked to Polyolefin core
- Variety of designs, colors and bearing options available
- Temperature range: -20° F to +180° F
- Durometer: Shore A 95

PP WHEELS • CAPACITY 1400



Wheel Diameter	Tread Width	Hub Length	Load Capacity	Bore I.D.	Available Color tread/core(+)	Replace ** with desired bearing code						Part Number Replace + with Color Code	
						Dual Ball Brg.	S.S Dual Ball Brg.	Single Pre. Ball Brg.	S.S. Single Pre. Ball Brg.	Dual Prec. Ball Brg.	Delrin Brg./ Sleeve		
2"	7/8"	15/16"	75	1/4"	T							PP20BT80	
2"	13/32"	1-1/32"	100	1/4"	Blue	P0						PP20ASP0	
2"	7/8"	1"	90	1/4"	Red							PP20DW80	
					Black							PP20DB80	
2.5"	1-1/8"	1-3/8"	100	5/16"	Red							PP25DW81	
					Black							PP25D+81	
2.5"	1-3/8"	1-5/8"	250	1-1/8"	M, W							PP25G+98	
				3/8"	M, W, I	42				55,59	PP25G+**		
3"	13/16"	1"	80	1/4"	Gray/Beige							PP30AT80	
3"	13/16"	1"	150	1/4"	Blue/Gray			P0				PP30ASP0	
3"	1"	1-1/8"	125	5/16"	T, H							PP30D+81	
					Gray/Gray			41				PP30DI41	
3"	1-1/4"	1-5/8"	300	1-1/8"	K, W							PP30G+98	
				3/8"		42	2S			55	PP30G+**		
				1/2"						59	PP30G+59		
3"	1-1/4"	1-5/8"	300	3/8"	A, D, I, K, S			44				PP30G+44	
3"	1-1/4"	1-5/8"	300	3/8"	Gray/Beige(flat)			47				PP30GT47	
3"	1-1/4"	1-5/8"	300	3/8"	Gray/Beige(donut)							PP30GY47	
3"	1-1/4"	1-5/8"	300	1/2"	Gray/Beige(flat)							PP30GT83	
3"	1-1/4"	1-5/8"	300	1/2"	Gray/Beige(donut)							PP30GY83	
3.5"	1-1/4"	1-5/8"	300	1-1/8"	K,W,P								PP35G+98
				3/8"		42	2S			55	PP35G+**		
				1/2"						59	PP30G+59		
3.5"	1-1/4"	1-5/8"	300	3/8"	A,D,I,K,S			44				PP30G+44	
3.5"	1-1/4"	1-5/8"	300	3/8"	Gray/Beige(flat)			47				PP35GT47	
3.5"	1-1/4"	1-5/8"	300	3/8"	Gray/Beige(donut)							PP35GY47	
3.5"	1-1/4"	1-5/8"	300	1/2"	Gray/Beige(flat)							PP30GT83	
3.5"	1-1/4"	1-5/8"	300	1/2"	Gray/Beige(donut)							PP30GY83	



PP WHEELS • CAPACITY 1400

Wheel Diameter	Tread Width	Hub Length	Load Capacity	Bore I.D.	Available Color tread/core(+)	Replace ** with desired bearing code						Part Number Replace + with Color Code
						Dual Ball Brg.	S.S Dual Ball Brg.	Single Pre. Ball Brg.	S.S. Single Pre. Ball Brg.	Dual Prec. Ball Brg.	Delrin Brg./ Sleeve	
4"	1"	1-1/8"	140	5/16"	T, H							PP40D+81
4"	1-1/4"	1-5/8"	350	1-1/8"	W,K,P							PP40G+98
				3/8"		42	2S			55	PP40G+55	
				1/2"						59	PP40G+59	
4"	1-1/4"	1-5/8"	350	3/8"	P				4S			PP40GP4S
4"	1-1/4"	1-5/8"	350	3/8"	A,D,I,S,C			44				PP40G+44
4"	1-1/4"	1-5/8"	350	3/8"	Gray/Beige(flat)			47				PP40GT47
					Blue/Beige(flat)							PP40GP47
4"	1-1/4"	1-5/8"	350	3/8"	Gray/Beige(donut)			47				PP40GY47
4"	1-1/4"	1-5/8"	350	3/8"	Gray/Beige(flat)							PP40GT83
4"	1-1/4"	1-5/8"	350	3/8"	Gray/Beige(donut)							PP40GY83
4"	1-1/2"	1-5/8"	350	3/8"	Black/Gray	42						PP40HA42
5"	1"	1-1/8"	140	5/16"	T, H							PP50D+81
5"	1-1/4"	1-5/8"	350	1-1/8"	I, K, P, W							PP50G+98
				3/8"		42	2S			55	PP50G+55	
				1/2"						59	PP50G+59	
5"	1-1/4"	1-5/8"	350	5/16"	P	50						PP50GP50
5"	1-1/4"	1-5/8"	350	3/8"	P				4S			PP50GP4S
5"	1-1/4"	1-5/8"	350	3/8"	A,D,I,S,C			44				PP50G+44
5"	1-1/4"	1-5/8"	350	3/8"	Gray/Beige(flat)			47				PP50GT47
					Blue/Beige(flat)							PP50GP47
5"	1-1/4"	1-5/8"	350	3/8"	Gray/Beige(donut)			47				PP50GY47
5"	1-1/4"	1-5/8"	350	3/8"	Gray/Beige(flat)							PP50GT83
5"	1-1/4"	1-5/8"	350	3/8"	Black/Black							PP50GB83
5"	1-1/4"	1-5/8"	350	3/8"	Gray/Beige(donut)							PP50GY83
6"	1-1/4"	1-5/8"	350	1-1/8"	A,I, W							PP60G+98
				3/8"		42	2S			55	PP60G+55	
				1/2"						59	PP60G+59	
6"	1-1/4"	1-5/8"	350	3/8"	A, I				44			PP60G+44
6"	1-1/4"	1-5/8"	350	3/8"	Gray/Beige(flat)				47			PP60GT47
6"	1-1/4"	1-9/16"	350	1/2"	Gray/Beige(flat)							PP60GT83



Wheel Diameter	Tread Width	Hub Length	Load Capacity	Bore I.D.	Available Color tread/core(+)	Replace ** with desired bearing code						Part Number Replace + with Color Code
						Ball Brg.	Roller Brg.	Stainless Roller Brg.	Prec. Ball Brg.	S.S Prec. Ball Brg.	Delrin Brg./ Sleeve	
3"	1-3/4"	2"	450	1/2"	Maroon/Gray				62			PP30IM62
4"	1-1/2"	1-5/8"	400	1-3/16"	K,U		01,03					PP40H+84
		1/2"				6M		56, 12				
		5/8"				01				PP40H+**		
		3/4"				03			57, 11			
4"	2"	2-3/16"	500	1-3/16"	K, M, U, W	48	92	9S	60	6S	56, 12	PP40J+84
		1/2"				02				PP40J+**		
		5/8"				04, 09	05		57, 11			
		3/4"										
4"	2"	2-7/16"	500	1/2"	Maroon/Gray				62		PP40JM62	
4"	2"	2-7/16"	500	1/2"	Blue/Gray				62	72~	PP40JP63	
5"	1-1/2"	1-5/8"	450	1-3/16"	K, S, T, U							PP50H+84
		1/2"				6M		56, 12				
		5/8"				01				PP50H+**		
		3/4"				03			57, 11			
5"	2"	2-3/16"	600	1-3/16"	B,C,K,U,M,W	48	92	9S	60, 62	6S		PP50J+84
		1/2"				02				PP50J+**		
		5/8"				04, 09	05					
		3/4"										
5"	2"	2-3/16"	750	1-3/16"	Gray-donut tread	48	92	9S	60	6S	56, 12	PP50JH84
		1/2"				02				PP50JH**		
		5/8"				04, 09	05		57, 11			
		3/4"										
5"	2"	2-7/16"	750	1/2"	Gray-donut tread				63~	72~	PP50JH**	
5"	2"	2-7/16"	600	1/2"	Maroon/Gray				62~	72~	PP50JM**	
5"	2"	2-7/16"	750	1/2"	Purple/Cream				63~	72~	PP50JP63	
6"	1-1/2"	1-5/8"	600	1-3/16"	K, M, T, U							PP60H+84
		1/2"				92			56, 12			
		5/8"				01				PP60HT95		
		3/4"				03			57, 11			
6"	2"	1-3/16"	720	1-3/16"	I,K,M,W,U	48	92	9S	60	6S	56, 12	PP60J+84
		1/2"				02				PP60J+**		
		5/8"				04, 09	05		57, 11			
		3/4"										
6"	2"	2-7/16"	800	1/2"	Gray-donut tread				63~	72~	PP60JH**	
6"	2"	2-7/16"	720	1/2"	Maroon/Gray				62	72~	PP60JM**	
6"	2"	2-7/16"	800	1/2"	Purple/Cream				62	72~	PP60JP**	
6"	2"	2-7/16"	720	1/2"	Blue/black				62		PP60JU62	
8"	1-1/2"	2-1/8"	600	1-3/8"	T,I							PP80H+95
		1/2"		51, P1								
		5/8"		52, P2						PP80H+**		
		3/4"		53, P3								
8"	2"	2-3/16"	800	1-3/16"	C,D,I,K,M,U,W	48	92	9S	60	6S	56, 12	PP80J+84
		1/2"				02				PP80J+**		
		5/8"				04, 09	05		57, 11			
		3/4"										
8"	2"	2-7/16"	1000	1/2"	Gray-donut tread				63~	72~	PP80JH**	
8"	2"	2-7/16"	800	1/2"	Red/Black				62		PP80JK62	
8"	2"	2-7/16"	800	1/2"	Maroon/Gray				62		PP80JM62	
8"	2"	2-7/16"	1000	1/2"	Purple/Cream				62	72~	PP80JP**	
8"	2-1/2"	2-3/4"	1100	1-15/16"	Maroon/Gray						58	PP80KM85
		3/4"				93			89			
		1"				23			58	PP80KM**		
		1-1/4"				25						
8"	3"	3-1/4"	1150	1-15/16"	Maroon/Gray							PP80LM85
		3/4"				93		69				
		1"				24		R1	58	PP80LM**		
		1-1/4"				26						
10"	1-1/2"	2-1/8"	700	1-3/8"	T,I							PP10H+95
		1/2"		51, P1						PP10H+**		
		5/8"		52, P2								
		3/4"		53, P3								
10"	2-1/2"	2-3/4"	1200	1-15/16"	Maroon/Gray							PP10KM85
		3/4"				93		89				
		1"				23			58	PP10KM**		
		1-1/4"				25						
10"	3"	3-1/4"	1250	1-15/16"	Maroon/Gray							PP10LM85
		3/4"				93		69				
		1"				24		R1	58	PP10LM**		
		1-1/4"				26						
12"	2-1/2"	2-3/4"	1400	1-15/16"	Maroon/Gray							PP12KM85
		3/4"				93		89				
		1"				23			58	PP12KM**		
		1-1/4"				25						
12"	3"	3-1/4"	1400	1-15/16"	Maroon/Gray							PP12LM85
		3/4"				93		69				
		1"				24		R1	58	PP12LM**		
		1-1/4"				26						

~including Top Hats



POLYON™

- Precision ball bearings and tapered roller bearings are available
- Polyurethane tread chemically bonded to cast iron core
- Temperature range: -40°F to +180°F
- Durometer Shore A 95 (+/-5)

PU50GB83



PU80JG04



PU80JV63



PU WHEELS • CAPACITY 4400

Wheel Diameter	Tread Width	Hub Length	Load Capacity	Bore I.D.	Available Color tread/core(+)	Replace ** with desired bearing code			Part Number Replace + with Color Code
						Roller Bearing	Precision Ball Bearing	Delrin Bearings	
3"	1-1/4"	1-1/2"	800	1-3/16"	Red/Silver				PU30GV84
		1-3/4"		1/2"		92			PU30GV92
		1-11/16"		3/4"		S3			PU30GVS3
3-1/4"	1-1/2"	1-5/8"	500	1-3/16"	Green/Black				PU34HG84
		1-7/16"		1/2"		92	6M	56, 12	PU34HG**
				5/8"		01			
				3/4"		03		57, 11	
3-1/2"	2"	2-3/16"	600	1-3/16"	Green/Black				PU34JG84
		2-7/16"		1/2"		92	60	56, 12	PU34JG**
				5/8"		02			
				3/4"		03		57, 11	
4"	1-1/4"	1-1/2"	500	1/2"	Black				PU40GB83
4"	1-1/2"	1-5/8"	670	1-3/16"	G=Green/Black V=Red/Silver				PU40H+84
		1-7/8"		1/2"		92	6M	56, 12	PU40H+**
				5/8"		01			
				3/4"		03		57, 11	
4"	2"	2-3/16"	800	1-3/16"	G=Green/Black V=Red/Silver				PU40J+84
		2-7/16"		1/2"		92		56, 12	PU40J+**
				5/8"		02			
				3/4"		04, 09		57, 11	
4"	2"	2-7/16"	800	1/2"	Red/Silver		63		PU40JV63



Wheel Diameter	Tread Width	Hub Length	Load Capacity	Bore I.D.	Available Color tread/core(+)	Replace ** with desired bearing code			Part Number Replace + with Color Code
						Roller Bearing	Precision Ball Bearing	Delrin Bearings	
5"	1-1/4"	1-1/2"	700	1/2"	Black				PU50GB83
5"	2"	1-5/8"	1100	1-3/16"	G=Green/Black V=Red/Silver				PU50H+84
		1-7/8"		1/2"		92	6M	56, 12	PU50J+**
				5/8"		01			
				3/4"		03		57, 11	
5"	2-1/2"	2-3/4"	1400	1-15/16"	Green/Black				PU50KG85
		3"		3/4"		93	89		PU50KG**
				1"		23		58	
				1-1/4"		25			
5"	3"	3-1/4"	1600	1-15/16"	G=Green/Black V=Red/Silver				PU50L+85
		3-1/2"		3/4"		93	69		PU50L+**
				1"		24		58	
				1-1/4"		26			
6"	1-1/2"	1-5/8"	800	1-3/16"	G=Green/Black V=Red/Silver				PU60H+84
		1-7/8"		1/2"		92	6M	56, 12	PU60H+**
				5/8"		01			
				3/4"		03		57, 11	
6"	2"	2-3/16"	1200	1-3/16"	G=Green/Black V=Red/Silver				PU60J+84
		2-7/16"		1/2"		92		56, 12	PU60J+**
				5/8"		02			
				3/4"		04, 09		57, 11	
6"	2"	2-7/16"	1200	1/2"	Red/Silver		63~		PU60JV63
6"	2"	2-1/4"	1200	1-7/16"	Red/Silver				PU60JV87
				3/4"		07			PU60JV07
				1"		22			PU60JV22
6"	2-1/2"	2-3/4"	1500	1-3/16"	Red/Silver				PU60KV84
		3"		1/2"		92		56	PU60KV**
				3/4"		06		57	
6"	2-1/2"	2-3/4"	1600	1-15/16"	G=Green/Black V=Red/Silver				PU60K+85
		3"		3/4"		93	89		PU60K+**
				1"		23		58	
				1-1/4"		25			
6"	2-1/2"	3-1/4"	1600	1-15/16"	G=Green/Black V=Red/Silver				PU60Q+85
		3-1/2"		3/4"		93	69		PU60Q+**
				1"		24	R1	58	
				1-1/4"		26			
6"	3"	3-1/4"	2000	1-15/16"	G=Green/Black V=Red/Silver				PU60L+85
		3-1/2"		3/4"		93	69		PU60LG**
				1"		24	R1	58	
				1-1/4"		26			
6"	3"	3-1/2"	2000	3/4"	Green/Black		65~		PU60LG65



Wheel Diameter	Tread Width	Hub Length	Load Capacity	Bore I.D.	Available Color tread/core(+)	Replace ** with desired bearing code			Part Number Replace + with Color Code	
						Roller Bearing	Precision Ball Bearing	Delrin Bearings		
8"	2"	2-3/16"	1400	1-3/16"	G=Green/Black V-Red/Silver				PU80J+84	
		2-7/16"		1/2"		92	60	56, 12	PU80J+**	
				5/8"		02				
				3/4"		04, 09		57, 11		
8"	2"	2-7/16"	1400	1/2"	Red/Silver		63		PU80JV63	
8"	2"	2-1/4"	1400	1-7/16"	Red/Silver				PU60JV87	
				3/4"		07			PU60JV07	
				1"		22			PU60JV22	
8"	2-1/2"	2-3/4"	1600	1-3/16"	Red/Silver				PU80KV84	
		3"		1/2"		92		56	PU80KV**	
				3/4"		06		57		
8"	2-1/2"	3"	2000	1-15/16"	G=Green/Black V-Red/Silver				PU80K+85	
				3/4"		93	89		PU80K+**	
				1"		23		58		
				1-1/4"		25				
8"	2-1/2"	3-1/4"	2000	1-15/16"	G=Green/Black V-Red/Silver				PU80Q+85	
		3-1/2"		3/4"		93	69		PU80Q+**	
				1"		24	R1	58		
				1-1/4"		26				
8"	3"	3-1/4"	2500	1-15/16"	G=Green/Black V-Red/Silver				PU80L+85	
		3-1/2"		3/4"		93	69		PU80LG**	
				1"		24	R1	58		
8"	3"	3-1/2"	2500	1-1/4"		26				
8"	3"	3-1/2"	2500	3/4"	Green/Black		65		PU80LG65	
8"	3"	3-1/2"	2500	3/4"	Red/Silver		65		PU80LV85	
10"	2-1/2"	2-3/4"	1600	1-3/16"	Red/Silver				PU10KV84	
		3"		1/2"		92		56	PU10KV**	
				3/4"		06		57		
10"	2-1/2"	3"	2200	1-15/16"	G=Green/Black V-Red/Silver				PU10K+85	
				3/4"				89		PU10K+**
				1"		23		58		
				1-1/4"		25				
10"	2-1/2"	3-1/4"	2200	1-15/16"	G=Green/Black V-Red/Silver				PU10Q+85	
		3-1/2"		3/4"			69		PU10Q+**	
				1"		24	R1	58		
				1-1/4"		26				
10"	3"	3-1/4"	3000	1-15/16"	G=Green/Black V-Red/Silver				PU10L+85	
		3-1/2"		3/4"			69		PU10L+**	
				1"		24	R1	58		
				1-1/4"		26				
10"	3"	3-1/2"	3000	3/4"	Green/Black		65		PU10LG65	
10"	4"	4-1/4"	3200	1-15/16"	Red/Silver				PU10NV85	
		4-1/2"		35				PU10NV35		
12"	2-1/2"	2-3/4"	2500	1-15/16"	G=Green/Black V-Red/Silver				PU12K+85	
		3"		3/4"		93	89		PU12K+**	
				1"		23		58		
				1-1/4"		25				
12"	2-1/2"	3-1/4"	2500	1-15/16"	G=Green/Black V-Red/Silver				PU12Q+85	
		3-1/2"		3/4"		93	69		PU12Q+**	
				1"		24	R1	58		
				1-1/4"		26				
12"	3"	3-1/4"	3500	1-15/16"	G=Green/Black V-Red/Silver				PU12L+85	
		3-1/2"		3/4"		93	69		PU12L+**	
				1"		24	R1	58		
				1-1/4"		26				
12"	3"	3-1/2"	3500	3/4"	Green/Black		65		PU12LG65	
16"	3"	3-1/4"	4400	1-15/16"	Green/Black				PU16LG85	
		3-1/2"		3/4"		92	69		PU1+A18:J1326LG**	
				1"		24	R1	58		
				1-1/4"		26				

#92 & 93 Including Spanner
 ~Including Top hats



Welded Disc Polyurethane Wheels - Nickel Plated or Stainless Steel

- Attractive appearance while supporting greater load capacity and floor protection
- Polyurethane tire molded to fit permanently between two discs.
- Ball Bearings with precisely machined bearings raceway
- Temperature Range: -40°F to +180°F
- Standard color Blue tread
- Tread Hardness 95(+/-5)



Wheel Diameter	Wheel Width	Hub Length	Load Capacity	Bore I.D.	Part #
3-1/2"	1-1/4"	1-5/8"	250	3/8"	UN35GLA3
4"			270		UN40GLA3
5"			300		UN50GLA3
Welded Disc Polyurethane Wheels - Stainless Disc. Hub					
Wheel Diameter	Wheel Width	Hub Length	Load Capacity	Bore I.D.	Part #
4"	1-1/4"	1-5/8"	270	3/8"	US40GLA3
5"			300		US50GLA3

ELITE WHEEL

- Solid Polyolefin core, mechanically and fully covered with Polyurethane
- Wheels with dual ball bearings
- Quiet with higher load rating
- Durometer Shore D 65



Wheel Diameter	Tread Width	Hub Length	Load Capacity	Bore I.D.	Part Number
3"	1-1/4"	1-9/16"	450	3/8"	ET30GL42
4	1-1/4"	1-9/16"	475	3/8"	ET40GL42
5	1-1/4"	1-9/16"	475	3/8"	ET50GL42



Crystal Polyurethane

- Unique appearance with excellent shock absorption
- Wheels with dual precision bearings
- Hardness Shore A 80 - 85



Wheel Diameter	Tread Width	Hub Length	Load Capacity	Bore I.D.	Fit on Caster Series	Part Number Replace + with Color Code
2"	13/16"	13/16"	80	5/16"	FH	CL0502288CG
3"	7/8"	1-11/64"	120	5/16"	8A,09, FH	CL0762488CG
4"	7/8"	1-31/32"	140	5/16"	8A,09	CL1002488CG

Ergo-Elastomer™

- Non-Marking and high-performance polyurethane tread mechanically casted to polyolefin core
- Dual precision bearings enhance its performance.
- Durometer Shore A 80 - 85
- Bright Orange tread
- NSF Listed



Wheel Diameter	Tread Width	Hub Length	Load Capacity	Bore I.D.	Part Number Replace + with Color Code
3"	1-1/4"	1-5/8"	300	3/8"	EU30GOD0
4"	1-1/4"	1-5/8"	350	3/8"	EU40GOD0
5"	1-1/4"	1-5/8"	375	3/8"	EU50GOD0

CL, EU WHEELS • CAPACITY 375



POLYMADIC™

- High performance UV resistant polyurethane mechanically locked to polyolefin core
- 1-1/4" wide wheels are maroon tread on gray core, w/dual row annular ball bearings
- Temperature range -20° F to +180° F
- Durometer: Shore D 60 (+/- 5)

PM80JM92



PM WHEELS • CAPACITY 1000

Wheel Diameter	Tread Width	Hub Length	Load Capacity	Bore I.D.	Available Color	Replace ** with desired bearing code						Part Number Replace + with Color Code	
						Dual Row Annular BB	Roller Bearings	S.S. Roller Bearings	Precision Bearings	S.S.Precision Bearings	Delrin Bearings		
3"	1-13/16"	2"	350	1/2"	Maroon/Gray				62			PM30IM62	
	1-1/4"	1-9/16"	300	3/8"		43						PM30GM43	
				1/2"						5A	PM30GM5A		
3-1/2"	1-1/4"	1-9/16"	270	3/8"	Maroon/Gray	43						PM35GM43	
				1/2"						5A	PM35GM5A		
4"	1-1/4"	1-9/16"	350	3/8"	Maroon/Gray	43						PM40GM43	
				1/2"						5A	PM40GM5A		
5"	1-1/4"	1-9/16"	350	3/8"	Maroon/Gray	43						PM50GM43	
				1/2"						5A	PM50GM5A		
4"	2"	2-3/16"	600	1-3/16"	I=Gray/Gray M=Maroon/ Gray							PM40J+84	
		2-7/16"		1/2"		48	92	9S	60, 62	6S	56, 12	PM40J+**	
				5/8"			02						
				3/4"			04, 09	05			57, 11		
5"	2"	2-3/16"	750	1-3/16"	I=Gray/Gray M=Maroon/ Gray	48						PM50J+84	
		2-7/16"		1/2"			92	9S	60, 62	6S	56, 12	PM50J+**	
				5/8"			02						
				3/4"			04, 09	05			57, 11		
6"	2"	2-3/16"	900	1-3/16"	I=Gray/Gray M=Maroon/ Gray	48						PM60J+84	
		2-7/16"		1/2"			92	9S	60, 62	6S	56, 12	PM60J+**	
				5/8"			02						
				3/4"			04, 09	05			57, 11		
8"	2"	2-3/16"	1000	1-3/16"	I=Gray/Gray M=Maroon/ Gray	48						PM80J+84	
		2-7/16"		1/2"			92	9S	60, 62	6S	56, 12	PM80J+**	
				5/8"			02						
				3/4"			04, 09	05			57, 11		



POLYON-C

- Slight crowned tread mechanically bonded to an aluminum center
- Temperature range: -40°F to +180°F
- Durometer: Shore A 95
- Quiet in operation
- Color: Blue

PR WHEELS • CAPACITY 1200

PR60JL04

PR50JL04



Wheel Diameter	Tread Width	Hub Length	Load Capacity	Bore I.D.	Available Color	Replace ** with desired bearing code						Part Number Replace + with Color Code
						Dual Row Annular BB	Roller Bearings	S.S. Roller Bearings	Precision Bearings	S.S.Precision Bearings	Delrin Bearings	
5"	2"	2-3/16"	900	1-3/16"								PR50JL84
		2-7/16"		1/2"		48	92	9S	60	6S	56, 12	PR50JL**
				5/8"			02					
				3/4"			04, 09	05				
6"	2"	2-3/16"	1200	1-3/16"								PR60JL84
		2-7/16"		1/2"		48	92	9S	60	6S	56, 12	PR60JL**
				5/8"			02					
				3/4"			04, 09	05				

NOTES

NEO-ENERGIZER WHEEL

- Highly resistant to wax, oil, grease, cleaning compounds, weather and ozone
- Will reject debris, roll over screws, metal or glass fragments and resin pellets
- Temperature range 300° F for 20 minutes, 175° F for one hour
- Non-Marking, Excellent for all floor surfaces
- Excellent mobility and wear resistance
- Durometer Shore A 61 (+/- 2)
- Neoprene Rubber Tread



Wheel Diameter	Tread Width	Hub Length	Load Capacity	Bore I.D.	Replace ** with desired bearing code						Part Number
					Roller Bearings	Stainless Roller BRG	Sealed Ball BRG	Sealed Pre. Ball BRG	Stainless Sealed Ball BRG	Bronze BRG	
2-1/2"	1-3/8"	1-1/4"	175	1-1/8"							EN25VB98
		1-41/64"				2P		2S		EN25VB**	
3"	1-3/8"	1-1/4"	225	1-1/8"							EN30VB98
		1-41/64"				2P		2S		EN30VG**	
5"	1-3/8"	1-1/4"	275	1-1/8"							EN50VB98
		1-41/64"				2P		2S		EN50VG**	
4"	2"	2-3/16"	500	1-3/16"							EN40JB84
		1/2"		92		60		6S		EN40JB**	
		5/8"		02							
		3/4"		04, 09	05				B1, B7		
5"	2"	2-3/16"	550	1-3/16"							EN50JB84
		1/2"		92		60		6S		EN50JB**	
		5/8"		02							
		3/4"		04, 09	05				B1, B7		
6"	2"	2-3/16"	600	1-3/16"							EN60JB84
		1/2"		92		60	64"	6S		EN60JB**	
		5/8"		02							
		3/4"		04, 09	05				B1, B7		
8	2	2-3/16"	700	1-3/16"							EN80JB84
		1/2"		92		60	64"	6S		EN80JB**	
		5/8"		02							
		3/4"		04, 09	05				B1, B7		
8	2-1/2	3"	1400	3/4"				65"			EN80KB65

*Includes top hats



Ergo Blue Rubber Wheel

- Made of copolymer rubber with excellent elastic properties
- Superior abrasion resistance, low coefficient of friction
- Non-marking blue



Wheel Diameter	Tread Width	Hub Length	Load Capacity	Bore I.D.	Replace ** with desired bearing code			Part Number
					Precision Ball BRG	Roller Bearing	Stainless Pre. Ball BRG	
4"	1-1/4"	1-9/16"	350	3/8"		4R		BL40GL4R
5"	1-1/4"	1-9/16"	400	3/8"		4R		BL50GL4R
4	2	2-7/16	400	1/2"	63 ⁻		72	BL40JL**
5	2	2-7/16	500	1/2"	63 ⁻		72	BL50JL**
6	2	2-7/16	600	1/2"	63 ⁻		72	BL60JL**
8	2	2-7/16	700	1/2"	63 ⁻		72	BL80JL**

⁻Includes the top hats.

DURA-CUSHION™ WHEEL

- Combining with different options of bearings for minimum surface friction
- High Quality, balloon cushion tread molded on aluminum core
- Temperature range -40°F to 180°F
- Black and gray tread available
- Durometer Shore A 65 (+/- 5)
- Easy rolling over debris



Wheel Diameter	Tread Width	Hub Length	Load Capacity	Bore I.D.	Available Color (+)	Replace ** with desired bearing code				Part Number		
						Precision Ball BRG	Ball BRG	Roller BRG	Delrin BRG			
6"	2"	2-3/16"	650	1-3/16"	X=Gray Z=Black					BC60J+84		
				1-3/8"						BC60J+95		
		2-1/4"		1/2"								BC60J+**
				5/8"								
				3/4"								
		2-7/16"		1/2"		63 ⁻		92	56, 12			
				5/8"				02				
				3/4"				04, 09	57, 11			
8"	2"	2-3/16"	700	1-3/16"	X=Gray Z=Black					BC80J+84		
				1-3/8"						BC80J+95		
		2-1/4"		1/2"								BC80J+**
				5/8"								
				3/4"								
		2-7/16"		1/2"		63 ⁻		92	56, 12			
				5/8"				02				
				3/4"				04, 09	57, 11			

⁻Includes top hats.

92 includes spanners.



RUBBER ON ALUMINUM WHEEL

- Strong, attractive appearance and lightweight
- Temperature range: -40° F to +160° F
- Gray tread for 1-1/4" wide wheels
- Durometer: Shore A 80(+/- 5)



Wheel Diameter	Tread Width	Hub Length	Load Capacity	Bore I.D.	Tread Color	Replace ** with desired bearings code					Part Number
						Ball BRG	Sealed Ball BRG	Roller BRG	Stainless Roller BRG	Delrin BRG	
3.5"	1-1/4"	1-9/16"	300	3/8"	Gray	43					RA35GI43
4"	1-1/4"	1-9/16"	300	3/8"	Gray	43					RA40GI43
5"	1-1/4"	1-9/16"	325	3/8"	Gray	43					RA50GI43
4"	2"	2-3/16"	400	1-3/16"	Black						RA40JB84
		1/2"				60	92 [~]	56, 12	RA40JB**		
		5/8"					02				
		3/4"				04, 09	05	57, 11			
5"	2"	2-3/16"	500	1-3/16"	B=Black I=Gray						RA50J+84
		1/2"				60	92	56, 12	RA50J+**		
		5/8"					02				
		3/4"				04, 09	05	57, 11			
5"	2"	1-1/2"	500	1-3/8"	Black, Offset						RA50JO95
		1/2"		51		P1			RA50JO**		
		5/8"		52		P2					
		3/4"		53		P3					
6"	2"	2-3/16"	550	1-3/16"	Black						RA60JB84
		1/2"				60	92 [~]	56, 12	RA60JB**		
		5/8"					02				
		3/4"				04, 09	05	57, 11			
6"	2"	1-1/2"	550	1-3/8"	Black, Offset						RA60JO95
		1/2"		51		P1			RA60JO**		
		5/8"		52		P2					
		3/4"		53		P3					
8"	1-1/2"	1-11/16"	500	1-3/8"	Black, Offset						RA80HB95
		1/2"		51		P1			RA80HB**		
		5/8"		52		P2					
		3/4"		53		P3					
8"	1-5/8"	1-13/16"	500	1-3/8"	Black, Centered						RA80PB95
		1/2"		51		P1			RA80PB**		
		5/8"		52		P2					
		3/4"		53		P3					
8"	2"	2-3/16"	600	1-3/16"	B=Black I=Gray						RA80J+84
		1/2"				60	92 [~]	56, 12	RA80J+**		
		5/8"					02				
		3/4"				04, 09	05	57, 11			
10"	2"	2-1/8"	600	1-3/8"	Black						RA10JB95
		1/2"		51		P1			RA10JB**		
		5/8"		52		P2					
		3/4"		53		P3					
10"	2-1/2"	2-7/8"	800	1"	Black		651				RA10KB651
10"	4"	4-1/4"	900	1-15/16"	Black						RA10NB85
				3/4"				92 [~]		RA10NB92	
				1"				35		RA10NB35	
				1-1/4"				37		RA10NB37	
12"	3"	3-1/4"	1000	1-15/16"	Gray					58	RA12LI85
				3/4"			69			RA12LI**	
				1"				24	41		
				1-1/4"				26			

[~]92 includes the spanner.

RA WHEELS • CAPACITY 900



SURPREME RUBBER

- Variety of bearing options for optimal performance at different applications
- Supreme rubber tread with a tensile strength of 1200 to 1400 PSI
- Extreme heavy duty solid cast iron core
- Best option for power towing applications
- Temperature range: -40°F to +180° F
- Durometer: Shore A 75(+/- 5)

RH WHEELS • CAPACITY 1500



Wheel Diameter	Tread Width	Hub Length	Load Capacity	Bore I.D.	Replace ** with desired bearings code				Part Number
					Sealed Ball BRG	Tapered Roller BRG	Roller BRG	Bronze BRG	
6"	2"	2-3/16"	800	1-3/16"					RH60JS84
		2-7/16"		1/2"	60		92		RH60JS**
				5/8"			02		
				3/4"			04, 09	B1, B7	
8"	2"	2-3/16"	850	1-3/16"					RH80JS84
		2-7/16"		1/2"	60, 63"		92		RH80JS**
				5/8"			02		
				3/4"			04, 09	B1, B7	
8"	3"	3-1/4"	1000	1-15/16"					RH80LS85
		3-1/2"		3/4"	65"	70	93		RH80LS**
				1"			24	78	
				1-1/4"			26		
10"	3"	3-1/4"	1300	1-15/16"					RH80LS85
		3-1/2"		3/4"	69	70	93		RH80LS**
				1"	651	71	24	78	
				1-1/4"			26		
12"	3"	3-1/2"	1400	3/4"		70			RH80LS70
		3-1/2"		1"	651	71			RH80LS**
12"	3-1/2"	4-1/2"	1500	1-1/4"	68"	71			RH12MB**

**includes top hats.

92 & 93 includes spanner.

MOLD-ON RUBBER

- Vulcanized rubber tread on cast iron core
- Temperature range: -40° F to +180° F
- Durometer: Shore A 80 (+/- 5)



Wheel Diameter	Tread Width	Hub Length	Load Capacity	Hub Design Type	Bore I.D.	Replace ** with desired bearings code				Part Number
						Roller BRG	Delrin BRG	Sealed Ball BRG	Bronze BRG	
4"	1-1/2"	1-5/8"	350	C	1-3/16"					RS40HB84
		1-7/8"			1/2"	92	56, 12			RS40HG**
					5/8"	01		6M		
					3/4"	03	57, 11			
4"	2"	2-3/16"	400	C	1-3/16"					RS40JB84
		2-7/16"			1/2"	92	56, 12	60		RS40JB**
					5/8"	02				
					3/4"	04, 09	57, 11		B1, B5	
5"	1-1/2"	1-5/8"	350	C3	1-3/16"					RS50HB84
		1-7/8"			1/2"	92	56, 12	6M		RS50HG**
					5/8"	01				
					3/4"	03	57, 11			
5"	2"	2-3/16"	400	S3	1-3/16"					RS50JB84
		2-7/16"			1/2"	92	56, 12	60		RS50JB**
					5/8"	02				
					3/4"	04, 09	57, 11		B1, B5	
6"	1-1/2"	1-5/8"	350	S3	1-3/16"					RS60HB84
		1-7/8"			1/2"	92	56, 12	6M		RS60HG**
					5/8"	01				
					3/4"	03	57, 11			
6"	2"	2-3/16"	550	S3	1-3/16"					RS60JB84
		2-7/16"			1/2"	92	56, 12	60		RS60JB**
					5/8"	02				
					3/4"	04, 09	57, 11		B1, B5	
6"	2-1/2"	2-3/4"	600	C3	1-3/16"					RS60KB84
		3"			1/2"	92				RS60KB92
					3/4"	06				RS60KB06
6"	2-1/2"	2-3/4"	700	S3	1-15/16"					RS60KB85
		3"			3/4"	93		89		RS60KB**
					1"	23			B7	
					1-1/4"	25				
6"	2-1/2"	3-1/4"	700	C3	1-15/16"					RS60QB85
		3-1/2"			3/4"	93		69		RS60QB**
					1"	24	58	R1	B8	
					1-1/4"	26				
6"	3"	3-1/4"	750	S3	1-15/16"					RS60LB85
		3"			3/4"	93		69		RS60LB**
					1"	24	58	R1	B8	
					1-1/4"	26				



Wheel Diameter	Tread Width	Hub Length	Load Capacity	Hub Design Type	Bore I.D.	Replace ** with desired bearings code				Part Number
						Roller BRG	Delrin BRG	Sealed Ball BRG	Bronze BRG	
8"	2"	2-3/16"	600	S4	1-3/16"					RS80JB84
		2-7/16"			1/2"	92	56, 12	60		RS80JB**
					5/8"	02				
					3/4"	04, 09	57, 11		B1, B7	
8"	2"	2-7/16"	650	S4	1-7/16"				RS80JB87	
					7/8"	21			RS80JB21	
8"	2-1/2"	2-3/4"	600	C3	1-3/16"				RS80KB84	
		3"			1/2"	92			RS80KB92	
					3/4"	06			RS80KB06	
8"	2-1/2"	2-3/4"	800	S3	1-15/16"				RS80KB85	
					3"	3/4"	93		89	RS80KB**
		1"				23		77		
		1-1/4"				25				
8"	2-1/2"	3-1/4"	850	C3	1-15/16"				RS80QB85	
		3-1/2"			3/4"	93		69	RS80QB**	
					1"	24	58	R1		78
					1-1/4"	26				RS80QB26
8"	3"	3-1/4"	900	S3	1-15/16"				RS80LB85	
					3/4"	93		69	RS80LB**	
					1"	24	58	R1		78
					1-1/4"	26				RS80LB26
10"	2"	2-3/16"	700	S5	1-3/16"				RS10JB84	
		2-7/16"			1/2"	92	56, 12	60	RS10JB**	
					5/8"	02				
					3/4"	04, 09	57, 11			B1, B7
10"	2"	2-3/16"	750	S5	1-7/16"				RS10JB87	
					7/8"	21			RS10JB21	
10"	2-1/2"	2-3/4"	1000	S5	1-3/16"				RS10KB84	
		3"			1/2"	92			RS80KB92	
					3/4"	06			RS80KB06	
10"	2-1/2"	2-3/4"	1000	S5	1-15/16"				RS10KB85	
					3"	3/4"	93		89	RS10KB**
		1"				23		77		
		1-1/4"				25				
10"	2-1/2"	3-1/4"	1000	S5	1-15/16"				RS10QB85	
		3-1/2"			3/4"	93		69	RS10QB**	
					1"	24	58	R1		78
					1-1/4"	26				RS10QB26
10"	3"	3-1/4"	1100	S5	1-15/16"				RS10LB85	
		3-1/2"			3/4"	93		69	RS10LB**	
					1"	24	58	R1		78
					1-1/4"	26				RS10LB26
10"	4"	4-1/4"	1200	S5	1-15/16"				RS10NB85	
		4-9/16"			3/4"	93			RS10NB93	
					1"	35			RS10NB35	
					1-1/4"	37			RS10NB37	
10"	4"	4-14"	1400	S5	2-7/16"				RS10NB86	
		4-9/16"			1"	94			RS10NB94	
					1-1/4"	31			RS10NB31	
					1-1/2"	33			RS10NB33	



Wheel Diameter	Tread Width	Hub Length	Load Capacity	Hub Design Type	Bore I.D.	Replace ** with desired bearings code				Part Number	
						Roller BRG	Delrin BRG	Sealed Ball BRG	Bronze BRG		
12"	2.5"	2-3/4"	1000	S5	1-3/16"					RS12KB84	
		3"			1/2"	92				RS12KB92	
					3/4"	06					RS12KB06
12"	2-1/2"	2-3/4"	1200	S5	1-15/16"					RS12KB85	
		3"			3/4"	93		89		RS12KB**	
					1"	23			77		RS12KB25
					1-1/4"	25					RS12QB85
12"	2-1/2"	3-1/4"	1200	S5	1-15/16"					RS12QB85	
		3-1/2"			3/4"	93		69		RS12QB**	
					1"	24	58	R1	78		RS12QB26
					1-1/4"	26					RS12LB85
12"	3"	3-1/4"	1300	S5	1-15/16"					RS12LB85	
		3-1/2"			3/4"	93		69		RS12LB**	
					1"	24	58	R1	78		RS12LB26
					1-1/4"	26					RS12MB86
12"	3-1/2"	4"	1400	C5	2-7/16"					RS12MB86	
						1-1/4"	31		74		RS12MB**
						1-1/2"	33				
12"	4"	4-1/4"	1500	C5	2-7/16"					RS12NB86	
						1-1/4"	31				RS12NB31
						1-1/2"	33				
12"	5"	5-1/4"	2100	C5	2-7/16"					RS12OB86	
						1-1/4"	32				RS12OB32
						1-1/2"	34				
14"	2-1/2"	2-3/4"	1200	S6	1-15/16"					RS14KB85	
		3"			3/4"	93		89		RS14KB**	
		3"			1"	23			77		RS114KB25
		3"			1-1/4"	25					RS14LB85
14"	3"	3-1/4"	1300	S6	1-15/16"					RS14LB85	
		3-1/2"			3/4"	93		69		RS14LB**	
					1"	24	58	R1	78		RS14LB26
					1-1/4"	26					RS16LB85
16"	3"	3-1/4"	1500	S6	1-15/16"					RS16LB85	
		3-1/2"			3/4"	93		69		RS16LB**	
					1"	24	58	R1	78		RS16LB26
					1-1/4"	26					RS16NB84
16"	4"	4-1/4"	2000	S6	2-7/16"					RS16NB84	
						1-1/4"	31				RS16NB31
						1-1/2"	33				
18"	3"	3-1/4"	1550	S6	1-15/16"					RS18LB85	
		3-1/2"			3/4"	93		69		RS18LB**	
					1"	24	58	R1	78		RS18LB26
					1-1/4"	26					

92 & 93 include the spanner.



RUBBER ON NYLON

- Rubber tread vulcanized on Nylon Core
- Rust free with good impact resistance
- Temperature range: -40°F to +180°F
- Durometer Shore A 80(+/-5)



Wheel Diameter	Tread Width	Hub Length	Load Capacity	Bore I.D.	Roller BRG	Stainless Roller BRG	Sealed Ball Bearings	Delrin Bearing	Part Number
4"	2"	2-3/16"	400	1-3/16"					NR40JB84
		2-7/16"		1/2"	92 [~]		60	56, 12	NR40JB**
				5/8"	02				
				3/4"	04, 09	05		57, 11	
5"	2"	2-3/16"	400	1-3/16"					NR50JB84
		2-7/16"		1/2"	92 [~]		60	56, 12	NR50JB**
				5/8"	02				
				3/4"	04, 09	05		57, 11	
6"	2"	2-3/16"	400	1-3/16"					NR60JB84
		2-7/16"		1/2"	92 [~]		60	56, 12	NR60JB**
				5/8"	02				
				3/4"	04, 09	05		57, 11	
8"	2"	2-3/16"	400	1-3/16"					NR80JB84
		2-7/16"		1/2"	92 [~]		60	56, 12	NR80JB**
				5/8"	02				
				3/4"	04, 09	05		57, 11	

[~]92 includes the spanner.

MARVEL RUBBER

- Non-marking blue gray tread, with precision ball bearings and thread guard
- Solid rubber vulcanized firmly on plastic core
- Temperature range: -40° F to +160° F
- Durometer: Shore A 85(+/- 5)



Wheel Diameter	Tread Width	Hub Length	Load Capacity	Bore I.D.	Tread Color	Part Number
4"	1-1/4"	1-5/8"	300	3/8"	Gray	TR40GI45
5"	1-1/4"	1-5/8"	350	3/8"	Gray	TR50GI45
6"	1-1/4"	1-5/8"	400	3/8"	Gray	TR60GI45



CUSHION RIDE™

- High quality rubber with high modular round tread
- Temperature Range: -20° F to 160°F
- Gray and Black tread available
- Durometer 75 Shore A (+/-5)
- Dual ball bearings

CR60GA42



CR60GI42



Wheel Diameter	Tread Width	Hub Length	Load Capacity	Bore I.D.	Color	Part Number
6"	1-1/4"	1-5/8"	300	3/8"	Gray	CR60GI42
6"	1-1/4"	1-5/8"	300	3/8"	Black	CR60GA42

GRAYROK™

- High-Impact resistance and good floor protection
- Non-Marking Gray w/buffered tread surface
- Temperature range -40° F to 160°F
- Durometer: Shore D 75

RK40HI83



RK40GI82



RK30GI82



RK50GI82



Wheel Diameter	Tread Width	Hub Length	Load Capacity	Bore I.D.	Part Number
2-1/2"	15/16"	1-1/4"	275	5/16"	RK25CI81
3"	13/16"	1-1/64"	130	3/8"	RK30AI82
3"	1"	1-1/4"	130	5/16"	RK30DI81
3"	1-1/4"	1-9/16"	300	3/8"	RK30GI82
4"	1-1/4"	1-9/16"	375	3/8"	RK40GI82
4"	1-1/2"	1-15/16"	400	1/2"	RK40HI83
5"	1-1/4"	1-9/16"	375	3/8"	RK50GI82



HARD RUBBER WHEELS

- Solid hard rubber with nylon sleeve
- Temperature range -40° F to 160°F
- Durometer: Shore D 70(+/- 5)
- Black as standard

HR WHEELS • CAPACITY 500



Wheel Diameter	Tread Width	Hub Length	Load Capacity	Bore I.D.	Replace ** with desired bearings code		Part Number
					Ball Bearing	Delrin Bearing	
2"	3/4"	13/16"	100	5/16"			HR20AB81+
2"	7/8"	1"	125	1/4"			HR20BB80
2"	7/8"	1"	125	5/16"			HR20BB81
2"	7/8"	1"	125	5/16"			HR20AI81
2.5"	7/8"	1"	200	3/8"			HR25AB82
2.5"	7/8"	1"	150	5/16"			HR25BB81
2.5"	15/16"	1-1/4"	150	5/16"			HR25CB81
2.5"	1-1/4"	1-9/16"	275	3/8"			HR25GB82
2.5"	1-1/4"	1-9/16"	275	1/2"			HR25GB83
3"	7/8"	1"	125	1/4"			HR30AB80
3"	13/16"	1"	125	3/8"			HR30AB82+
3"	1"	1-1/4"	125	5/16"			HR30DB81
3"	1-1/4"	1-3/8"	300	1-1/8"			HR30GB98
		1-9/16"	300	3/8"	42	55	HR30GB**
		1-9/16"	300	1/2"		59	
3"	1-1/4"	1-9/16"	300	3/8"			HR30GB82
3"	1-1/4"	1-9/16"	300	3/8"			HR30GI82
3.5"	1-1/4"	1-9/16"	300	3/8"			HR35GB82
4"	1"	1-1/4"	140	5/16"			HR40DB81
4"	1-1/4"	1-3/8"	350	1-1/8"			HR40GB98
		1-9/16"		3/8"	42	55	HR40GB**
				1/2"		59	
4"	1-1/4"	1-9/16"	350	3/8"			HR40GB82
4"	1-1/2"	1-5/8"	400	1/2"			HR40HB83
5"	1"	1-1/4"	145	5/16"			HR50DB81
5"	1-1/4"	1-3/8"	350	1-1/8"			HR50GB98
		1-9/16"		3/8"	42	55	HR50GB**
				1/2"		59	
5"	1-1/4"	1-9/16"	350	3/8"			HR50GB82
5"	1-1/2"	1-5/8"	400	1/2"			HR50HB83
5"	1-21/32"	2"	500	1/2"			HR50PB83

+ Offset hub

SOFT RUBBER WHEELS

- Soft rubber tread over hard rubber core with nylon sleeve
- Durometer: Rubber tread Shore A80(+/-5)
- Temperature range -40° F to 160°F
- Black as standard

SR WHEELS • CAPACITY 400



Wheel Diameter	Tread Width	Hub Length	Load Capacity	Bore I.D.	Replace ** with desired bearings code			Part Number
					Ball Bearing	Roller Bearing	Delrin Bearing	
2"	7/8"	1"	125	1/4"				SR20BB80
2"	7/8"	1"	125	5/16"				SR20BB81
2-1/2"	1-3/32"	1-3/8"	150	5/16"				SR25DB81
2-1/2"	1-1/4"	1-9/16"	275	3/8"				SR25GB82
3"	13/16"	1"	125	1/4"				SR30AB80
3"	13/16"	1"	125	3/8"				SR30AB82+
3"	1"	1-1/4"	125	5/16"				SR30DB81
3"	1-1/4"	1-3/8"	300	1-1/8"				SR30GB98
		1-9/16"	300	3/8"	42		55	SR30GB**
		1-9/16"	300	1/2"			59	
3"	1-1/4"	1-9/16"	300	3/8"				SR30GB82
3"	1-1/4"	1-9/16"	300	1/2"				SR30GB83
3"	1-1/4"	1-9/16"	300	1-1/16"		0A		SR30GB0A
3-1/2"	1-1/4"	1-9/16"	300	3/8"				SR35GB82
3-1/2"	1-1/4"	1-9/16"	300	1/2"				SR35GB83
3-1/2"	1-1/4"	9-1/16"	300	3/4"	42(with decorative disc)			SR35GIDC42
4"	1"	1-1/4"	140	5/16"				SR40DB81
4"	1-1/4"	1-3/8"	350	1-1/8"				SR40GB98
		1-9/16"		3/8"	42		55	SR40GB**
				1/2"			59	
4"	1-1/4"	1-9/16"	350	3/8"				SR40GB82
4"	1-1/2"	1-5/8"	400	1/2"				SR40HB83
5"	1"	1-1/4"	145	5/16"				SR50DB81
5"	1-1/4"	1-3/8"	350	1-1/8"				SR50GB98
		1-9/16"		3/8"	42		55	SR50GB**
				1/2"			59	
5"	1-1/4"	1-1/4"	350	3/8"	42(with decorative disc)			SR50GIDC42
5"	1-1/4"	1-9/16"	350	3/8"				SR50GB82
5"	1-1/2"	1-5/8"	400	5/8"				SR50HB8
5"	1-1/2"	1-5/8"	400	1/2"				SR50HB83
5"	2"	2-7/16"	500	1/2"				SR50JB64



EL, HI WHEELS • CAPACITY 1100

ELEMENT™ WHEEL

- Temperature range -45°F to 180°F intermittent service (120°F continuous)
- Quiet rolling, floor protection, impact resistance and cushion ride
- Round gray tread, high performance wheel
- All wheels equipped with ball bearings
- Hardness 65(+/- 5) Shore A
- Resistance to water
- Non-marking



Wheel Diameter	Tread Width	Hub Length	Load Capacity	Bore I.D.	Part Number
3"	1-1/4"	1-9/16"	300	3/8"	EL30GI43
3-1/2"	1-1/4"	1-9/16"	300	3/8"	EL35GI43
4"	1-1/4"	1-9/16"	320	3/8"	EL40GI43
5"	1-1/4"	1-9/16"	350	3/8"	EL50GI43

ROKHARD™

- Temperature range -45°F to +250°F (with Bronze or High Temp. Max temp. 350°F)
- Glass reinforced polypropylene
- Durometer: Shore D 65 (+/- 5)
- Excellent Chemical resistance
- Slightly crowned tread



Wheel Diameter	Tread Width	Hub Length	Load Capacity	Bore I.D.	Replace ** with desired bearings code			Part Number
					Roller BRG	Precision Ball BRG	Delrin BRG	
3"	1-1/4"	1-9/16"	300	3/8"				HI30GB82
4"	1-1/4"	1-9/16"	400	3/8"				HI40GB82
4"	2"	2-3/16"	800	1-3/16"				HI40JB84
		1/2"		92	62	56, 12		
		5/8"		02				
		3/4"		04, 09		57, 11		
5"	1-1/4"	1-9/16"	450	3/8"				HI50GB82
		2-3/16"		1-3/16"				HI50JB84
		1/2"		92	62	56, 12		
		5/8"		02				
5"	2"	2-7/16"	900	3/4"	04, 09		57, 11	HI50JB**
		2-3/16"		1-3/16"				HI60JB84
		1/2"		92	62	56, 12		
		5/8"		02				
6"	2"	2-7/16"	1000	3/4"	04, 09		57, 11	HI60JB**
		2-3/16"		1-3/16"				HI60JB84
		1/2"		92	62	56, 12		
		5/8"		02				
8"	2"	2-3/16"	1100	1-3/16"				HI80JB84
		1/2"		92	62	56, 12		
		5/8"		02				
		3/4"		04, 09		57, 11		



Xtreme™ Wheel

- Highly resistant to water, oils, greases, cleaning compounds, weather and ozone
- Dual sealed precision ball Bearings and Spanner for best performance
- Non-marking, excellent for all floor surfaces
- Provides an off-road rugged aesthetic
- Excellent mobility and wear resistance
- Solid thermo rubber on a plastic core
- Temperature range -20°F - 160°F
- Durometer Shore A 80 (+/-5)

LS, MA WHEELS • CAPACITY 650



Wheel Diameter	Tread Width	Hub Length	Load Capacity	Bore I.D.	Part Number
4	2	2-7/16	400	1/2"	LS40JA62
5	2	2-7/16	500	1/2"	LS50JA62
6	2	2-7/16	600	1/2"	LS60JA62
8	2	2-7/16	700	1/2"	LS80JA62

MAXROK™

- Temperature range: -45°F to 250°F (with bronze or high-temp grease. Max temp 350°C)
- Excellent resistance to grease, oil, most chemical & cleaning solutions
- 30% Glass fiber filled to enhance the impact strength
- Durometer: Shore D 85(+/- 5)





LS, MA WHEELS • CAPACITY 650

Wheel Diameter	Tread Width	Hub Length	Load Capacity	Bore I.D.	Replace ** with desired bearing code					Part Number	
					Roller BRG	Precision Ball BRG	Delrin BRG	Sealed Ball Brg	Stainless Sealed Ball BRG		
2"	51/64"	63/64" Offset	200	5/16"						MA20AO81	
2"	1-3/4"	1-7/8"	300	15/16"						MA20IB5A	
				1/2"	29					MA20IB29	
2"	1-3/4"	1-29/32"	300	5/16"						MA20IB81	
2-1/2"	1-1/4"	1-9/16"	400	3/8"						MA25GB82	
2-1/2"	1-13/16"	2"	800	1-3/16"						MA25IB84	
			800	3/4"						MA25IB08	
2-1/2"	1-13/16"	2"	800	3/8"						MA25IB83	
3"	1-1/4"	1-9/16"	400	3/8"						MA30GB82	
				1/2"						MA30GB83	
3"	1-13/16"	1-63/64"	1200	1-3/16"						MA30IB84	
				3/4"	08					MA30IB08	
3"	1-13/16"	2"	1200	1/2"						MA30IB83	
3"	1-13/16"	2"	1200	1/2"		49				MA30IB49	
3"	1-13/16"	2"	1200	3/8"		62				MA30IB62	
3"	1-13/16"	2"	1200	1/2"		63				MA30IB63	
3-1/4"	2"	2-3/16"	900	1-3/16"						MA34JB84	
		2-7/16"		1/2"	92		56, 12			6S	MA34JB**
				5/8"	02						
				3/4"	04, 09		57, 11	60			
3-1/4"	2"	2-3/16"	900	1/2"						MA34JB83	
4"	2"	2-7/16"	900	1/2"		49				MA40JB49	
4"	2"	2-3/16"	900	1-3/16"						MA40JB84	
		2-7/16"		1/2"	92		56, 12	60	6S	MA40JB**	
				5/8"	02						
				3/4"	04, 09		57, 11				
5"	2"	2-7/16"	1000	1/2"		49, 63				MA50JB**	
5"	2"	2-3/16"	1000	1-3/16"						MA50JB84	
		2-7/16"		1/2"	92		56, 12	60	6S	MA50JB**	
				5/8"	02						
				3/4"	04, 09		57, 11				
6"	2"	2-7/16"	1200	1/2"		63				MA60JB63	
6"	2"	2-3/16"	1200	1-3/16"						MA60JB84	
		2-7/16"		1/2"	92		56, 12	60	6S	MA60JB**	
				5/8"	02						
				3/4"	04, 09		57, 11				
8"	2"	2-7/16"	1400	1/2"		49, 63				MA80JB**	
8"	2"	2-3/16"	1400	1-3/16"						MA80JB84	
		2-7/16"		1/2"	92		56, 12	60	6S	MA80JB**	
				5/8"	02						
				3/4"	04, 09		57, 11				
8"	3"	3-1/4"	1900	1-15/16"						MA80LB85	
		3-1/2"		3/4"	93	69				MA80LB**	
				1"	24	71P	58				
				1-1/4"	26						
10"	2"	2-3/16"	1200	1-3/16"						MA10JB84	
		2-7/16"		1/2"	92		56, 11	60	6S	MA10JB**	
				5/8"	02						
				3/4"	04, 09		57, 12				

Roadie® Wheel

- Ultra strong, and soft Elastomer wheel. Shore A 65 to 70
- Temperature Range: -40°F to +180°F
- Resistance to chemicals, and water

RD40SUS3



Wheel Diameter	Tread Width	Hub Length	Load Capacity	Bore I.D.	Roller BRG	Part Number
4"	1-3/8	1-1/2	500	1-3/16"		RD40SU84
				3/4"	S3	RD40SUS3


Notes



SUPER-SOFT™ WHEEL

- Quiet rolling, floor protection, non-marking
- Gray and black tread color available
- Temperature range -20°F to 180°F
- Durometer Shore A 45(+/- 5)
- Resistance to water
- Round Gray Tread

SF WHEELS • CAPACITY 700



Wheel Dia	Tread Width	Hub Length	Load Capacity	Bore I.D.	Available Color tread/core(+)	Replace ** with desired bearing code						Part Number Replace + with Color Code
						Ball Brg.	Roller Brg.	Stainless Roller Brg.	Prec. Ball Brg.	S.S Prec. Ball Brg.	Delrin Brg./ Sleeve	
3"	1-1/4"	1-9/16"	105	3/8"	Gray	43						SF30GI43
3-1/2"	1-1/4"	1-9/16"	110	3/8"	Gray	43						SF35GI43
4"	1-1/4"	1-9/16"	120	3/8"	Gray	43						SF40GI43
5"	1-1/4"	1-9/16"	125	3/8"	Gray	43						SF50GI43
4"	2"	2-3/16"	300	1-3/16"	Gray							SF40JI84
		2-7/16"		1/2"			92		60	S6	56, 12	SF40JI**
				5/8"			04				13	
				3/4"			04,09	05			57, 11	
5"	2"	2-3/16"	350	1-3/16"	Gray							SF50JI84
		2-7/16"		1/2"			92		60	S6	56, 12	SF50JI**
				5/8"			02				13	
				3/4"			04,09	05			57, 11	
6"	2"	2-3/16"	500	1-3/16"	Gray							SF60J+84
		2-7/16"		1/2"			92		60	S6	56, 12	SF60J+**
				5/8"			02				13	
				3/4"			04, 09	05			57, 11	
8"	2"	2-3/16"	700	1-3/16"	Gray							SF80JI84
		2-7/16"		1/2"			92		60	S6	56, 12	SF80JI**
				5/8"			02				13	
				3/4"			04, 09	05			57, 11	



THERMO-PRO™ WHEEL

- Non-marking thermo rubber tread chemically bonded to polyolefin core
- Resist to cleaning chemicals, acid, alcohol water
- Variety of bearings configurations available
- Gray and black tread color available
- Temperature range -20°F to 180F
- Durometer Shore 75(+/- 5)

TP WHEELS • CAPACITY 950



Wheel Dia	Tread Width	Hub Length	Load Capacity	Bore I.D.	Available Color tread/core(+)	Replace ** with desired bearing code						Part Number Replace + with Color Code	
						Ball Brg.	Roller Brg.	Stainless Roller Brg.	Prec. Ball Brg.	S.S Prec. Ball Brg.	Delrin Brg./ Sleeve		
2"	3/4"	7/8"	70	1/4"	Gray				49			TP200I49	
2"	7/8"	15/16"	75	1/4"	Gray							TP20AI80	
2"	7/8"	1"	75	1/4"	Gray/Beige							TP20BT80	
2"	7/8"	1"	75	5/16"	Gray/Beige							TP20BT81	
3"	7/8"	1"	85	1/4"	Gray/Beige							TP30BT80	
3"	1"	1-1/4"	150	5/16"	Gray/Donut				41			TP30CI41	
3"	1"	1-9/32"	150	5/16"	Gray				41			TP30DI41	
3"	1"	1-3/16"	125	5/16"	H=Gray/Black T=Gray/Beige							TP30D+81	
4"	1"	1-1/8"	140	5/16"	H=Gray/Black T=Gray/Beige							TP40D+81	
4"	1"	1-1/4"	140	5/16"	Gray				41			TP40GI41	
5"	1"	1-1/8"	145	5/16"	H=Gray/Black T=Gray/Beige							TP50D+81	
2-1/2"	1-1/4"	1-5/16"	250	1-1/8"	B=Black/Gray I=Gray/Gray	42					55	TP25G+98	
		1-9/16"		1/2"								59	TP25G+**
2-1/2"	1-1/4"	1-9/16"	250	3/8"	B=Black/Gray I=Gray/Gray				44			TP25G+44	



Wheel Dia	Tread Width	Hub Length	Load Capacity	Bore I.D.	Available Color tread/core(+)	Replace ** with desired bearing code						Part Number Replace + with Color Code
						Ball Brg.	Roller Brg.	Stainless Roller Brg.	Prec. Ball Brg.	S.S Prec. Ball Brg.	Delrin Brg./ Sleeve	
3"	1-1/4"	1-9/16"	250	3/8"	Gray							TP30GI82
3"	1-1/4"	1-9/16"	250	1/2"	T=Gray/Beige/Flat Y=Gray/Beige/Donut							TP30G+83
3"	1-1/4"	1-9/16"	250	3/8"	Gray				44			TP30GI44
3"	1-1/4"	1-9/16"	250	3/8"	T=Gray/Beige/Flat Y=Gray/Beige/Donut				47			TP30G+47
3-1/2"	1-1/4"	1-9/16"	250	1/2"	T=Gray/Beige/Flat Y=Gray/Beige/Donut							TP35G+83
3-1/2"	1-1/4"	1-9/16"	250	3/8"	Gray				44			TP35GI44
3-1/2"	1-1/4"	1-9/16"	250	3/8"	T=Gray/Beige/Flat Y=Gray/Beige/Donut				47			TP35G+47
4"	1-1/4"	1-9/16"	250	1/2"	T=Gray/Beige/Flat Y=Gray/Beige/Donut							TP40G+83
4"	1-1/4"	1-9/16"	250	3/8"	I=Gray/Gray A=Black/Gray				44			TP40G+44
4"	1-1/4"	1-9/16"	250	3/8"	T=Gray/Beige/Flat Y=Gray/Beige/Donut				47			TP40G+47
4"	1-1/4"	1-9/16"	250	3/8"	Gray					4S		TP40GI4S
5"	1-1/4"	1-5/16"	300	1-1/8"	Black/Gray							TP50GA98
		3/8"		42			2S	55	TP50GA**			
		1/2"						59				
5"	1-1/4"	1-9/16"	300	3/8"	Gray/small cap				45			TP50GI45
5"	1-1/4"	1-9/16"	300	3/8"	Gray					4S		TP50GI4S
5"	1-1/4"	1-9/16"	300	1/2"	Gray							TP50GI83
5"	1-1/4"	1-9/16"	300	3/8"	Black/Beige, Donut				47			TP50GZ47
5"	1-1/4"	1-9/16"	300	1/2"	T=Gray/Beige/Flat Y=Gray/Beige/Donut							TP50G+83
5"	1-1/4"	1-9/16"	300	3/8"	I=Gray/Gray A=Black/Gray				44			TP50G+44
5"	1-1/4"	1-9/16"	300	3/8"	Gray/Beige, T=Flat tread, Y=Donut tread				47			TP50G+47
6"	1-1/4"	1-9/16"	300	3/8"	Gray				44			TP60GI44
6"	1-1/4"	1-9/16"	300	3/8"	Gray/small cap				45			TP60GI45
6"	1-1/4"	1-9/16"	300	1/2"	T=Gray/Beige/Flat Y=Gray/Beige/Donut							TP60G+83
6"	1-1/4"	1-9/16"	300	3/8"	Gray/Beige, T=Flat tread, Y=Donut tread				47			TP60G+47
4"	1-1/2"	1-5/8"	280	1-3/16"	Gray							TP40HI84
		1/2"				92		6M	56, 12	TP40HI**		
		5/8"				01						
		3/4"				03			57, 11			
4"	2"	2-3/16"	300	1-3/16"	A=Black/Gray/Flat I=Gray/Gray/Flat T= Gray/Beige/Flat X=Gray/Gray/Donut Y=Gray/Beige/Donut							TP40J+84
		1/2"			92	60	S6	56, 12	TP40J+**			
		5/8"			04			13				
		3/4"			04,09	05		57, 11				
4"	2"	2-7/16"	300	1/2"	Gray/Beige/Flat				63		TP40JT63	
4"	2"	2-7/16"	300	1/2"	Gray/Beige/Donut				63, 49		TP40JY**	
5"	1-1/2"	1-5/8"	300	1-3/16"	Gray							TP50HI84
		1/2"				92	6M	56, 12	TP50HI**			
		5/8"				01						
		3/4"				03		57, 11				
5"	2"	2-7/16"	350	1/2"	Gray/Gray/Donut				49		TP50JX49	
5"	2"	2-3/16"	350	1-3/16"	A=Black/Gray/Flat I=Gray/Gray/Flat T= Gray/Beige/Flat X=Gray/Gray/Donut Y=Gray/Beige/Donut							TP50J+84
		1/2"			92	60	S6	56, 12	TP50J+**			
		5/8"			02			13				
		3/4"			04,09	05		57, 11				



Wheel Dia	Tread Width	Hub Length	Load Capacity	Bore I.D.	Available Color tread/core(+)	Replace ** with desired bearing code						Part Number Replace + with Color Code	
						Ball Brg.	Roller Brg.	Stainless Roller Brg.	Prec. Ball Brg.	S.S Prec. Ball Brg.	Delrin Brg./ Sleeve		
6"	1-1/2"	1-5/8"	375	1-3/16"	Gray							TP60HI84	
		1-7/8"		1/2"			92		6M		56, 12	TP60HI**	
				5/8"			01						
				3/4"			03				57, 11		
6"	2"	2-7/16"	500	1/2"	T=Gray/Beige/Flat X=Gray/Gray/Donut				63			TP60J+63	
6"	2"	2-3/16"	500	1-3/16"	A=Black/Gray/Flat I=Gray/Gray/Flat T= Gray/Beige/Flat X=Gray/Gray/Donut Y=Gray/Beige/Donut								TP60J+84
		2-7/16"		1/2"			92		60	S6	56, 12	TP60J**	
				5/8"			02				13		
				3/4"			04, 09	05			57, 11		
8"	1-1/2"	2-1/16"	400	1-3/8"	H=Gray/Black T=Gray/Beige								TP80H+95
		2-1/4"		1/2"		51			P1			TP80H**	
				5/8"		52			P2				
				3/4"		53			P3				
8"	1-1/2"	2"	400	5/8"	Gray/Beige/Flat						DL	TP80HT52DL	
8"	2"	2-7/16"	700	1/2"	T=Gray/Beige/Flat X=Gray/Gray/Donut				63			TP80J+63	
8"	2"	2-3/16"	700	1-3/16"	A=Black/Gray/Flat I=Gray/Gray/Flat T= Gray/Beige/Flat X=Gray/Gray/Donut Y=Gray/Beige/Donut								TP80J+84
		2-7/16"		1/2"			92		60	S6	56, 12	TP80J**	
				5/8"			02				13		
				3/4"			04, 09	05			57, 11		
8"	2"	2"(Offset)	700	1-3/8"	Black/Gray/Donut								TP80JO95
		2-1/4" (Offset)		1/2"		51			P1			TP80JO**	
				5/8"		52			P2				
				3/4"		53			P3				
8"	2-1/2"	2-3/4"	800	1-15/16"	Gray								TP80KI85
		3"		3/4"					89			TP80KI**	
				1"			23			58			
				1-1/4"			25						
10"	2"	2"(Offset)	700	1-3/8"	Black/Gray/Donut								TP10JO95
		2-1/4" (Offset)		1/2"		51			P1			TP10JO**	
				5/8"		52			P2				
				3/4"		53			P3				
10"	2-1/2"	2-3/4"	850	1-15/16"	Gray								TP10KI85
		3"		3/4"			93		89			TP10KI**	
				1"			23			58			
				1-1/4"			25						
10"	3"	3-1/4"	900	1-15/16"	A=Black G=Gray		24		69		58		TP10L+85
		3-1/2"		3/4"			93		69			TP10L**	
				1"			24		71P				
				1-1/4"			26						
12"	3"	3-1/4"	950	1-15/16"	Gray								TP12LI85
		3-1/2"		3/4"			93		69			TP12LI**	
				1"			24		71P				
				1-1/4"			26						



NOMADIC™

- Non-marking high grade thermo elastomer tread chemically bonded to a polyolefin core
- Resistance to cleaning chemicals, acids, alcohols and water
- Gray and Black tread color available
- Temperature range -20°F - 180°F
- Durometer Shore A 65(+/- 5)

NM WHEELS • CAPACITY 800

NM10JB52



NM60JX60



NM60JI60



NM50GI43



NM40GB47



Wheel Dia	Tread Width	Hub Length	Load Cap	Bore I.D.	Available Color (+)	Replace ** with desired bearing code						Part Number Replace + with Color Code	
						Dual Sealed Ball BRG	Roller BRG	S.S. Roller BRG	Precision BRG	S.S. Precision BRG	Delrin BRG		
2-1/2"	1-1/4"	1-9/16"	300	3/8"	Gray	42						NM25GI42	
3"	1-1/4"	1-9/16"	300	3/8"	I=Gray/Gray L=Blue/Gray	43						NM30G+43	
3"	1-1/4"	1-9/16"	300	3/8"	Gray					4S		NM30GI4S	
3"	1-1/4"	1-9/16"	300	3/8"	A=Black/Gray I=Gray/Gray L=Blue/Gray						5A	NM30G+5A	
3-1/2"	1-1/4"	1-9/16"	300	3/8"	I=Gray/Gray L=Blue/Gray	43						NM35G+43	
3-1/2"	1-1/4"	1-9/16"	300	3/8"	I=Gray/Gray L=Blue/Gray						5A	NM35G+5A	
4"	1-1/4"	1-9/16"	320	3/8"	Black/Black				47			NM40GB47	
4"	1-1/4"	1-9/16"	320	3/8"	Gray				44			NM40GI44	
4"	1-1/4"	1-9/16"	320	3/8"	Gray					4S		NM40GI4S	
4"	1-1/4"	1-9/16"	320	3/8"	I=Gray/Gray L=Blue/Gray	43						NM40G+43	
4"	1-1/4"	1-9/16"	320	3/8"	I=Gray/Gray L=Blue/Gray						5A	NM40G+5A	
5"	1-1/4"	1-9/16"	350	3/8"	Black/Donut	42						NM50GB42Y	
5"	1-1/4"	1-9/16"	350	3/8"	Gray				44			NM50GI44	
5"	1-1/4"	1-9/16"	350	3/8"	Gray					4S		NM50GI4S	
5"	1-1/4"	1-9/16"	350	3/8"	I=Gray/Gray L=Blue/Gray	43						NM50G+43	
5"	1-1/4"	1-9/16"	350	3/8"	I=Gray/Gray L=Blue/Gray						5A	NM50G+5A	
4"	2"	2-7/16"	400	1/2"	Gray				63			NM40JI63	
4"	2"	2-3/16"	400	1-3/16"	I=Gray/Gray A=Black/Gray	60	92			S6	56, 12	NM40J+84	
		1/2"											
		5/8"											
		3/4"		04,09 05									
5"	2"	2-3/16"	500	1-3/16"	I=Gray/Gray A=Black/Gray	60	92			S6	56, 12	NM50J+84	
		1/2"											
		5/8"											
		3/4"		04,09 05									
6"	2"	2-3/16"	600	1-3/16"	I=Gray/Gray A=Black/Gray	60	92			S6	56, 12	NM60J+84	
		1/2"											
		5/8"											
		3/4"		04,09 05									
6"	2"	2-3/16"	600	1-3/16"	X=Donut/Gray/Gray Z=Donut/Black/Gray	60	92			S6	56, 12	NM60J+84	
		1/2"											
		5/8"											
		3/4"		04,09 05									
8"	2"	2-3/16"	700	1-3/16"	I=Gray/Gray A=Black/Gray	60	92			S6	56, 12	NM80J+84	
		1/2"											
		5/8"											
		3/4"		04,09 05									
8"	2"	2-3/16"	700	1-3/16"	Donut/Gray/Gray	60	92			S6	56, 12	NM80JX84	
		1/2"											
		5/8"											
		3/4"		04,09 05									
10"	2"	2-1/16" Offset	800	1-3/8"	Donut/Black/Gray							NM10JB95	
		2-1/4" Offset		1/2"	Donut/Black/Gray	51, P1							NM10JB**
				5/8"	Donut/Black/Gray	52, P2							
				3/4"	Donut/Black/Gray	53, P3							



SX ELASTOMER™

- Precisely designed elastomer for high performance with heavy weight
- Designed to slow down heat buildup in continuous use
- Temperature Range -40° F to 230° F
- Precision ball bearing as standard
- Durometer Shore D 65 (+/- 5)



Wheel Diameter	Tread Width	Hub Length	Load Capacity	*Bore I.D.	Precision Ball BRG	Stainless Precision Ball BRG	Replace ** with desired bearing code
							Part Number
4"	2"	2-7/16"	1200	1/2	64	72	SX40JI**
5"	2"	2-7/16"	1200	1/2	64	72	SX50JI**
6"	2"	2-7/16"	1400	1/2	64	72	SX60JI**
8"	2"	2-7/16"	1500	1/2	64	72	SX80JI**

IRONMAN™

- 2" Wide wheels have dual 6205 precision bearings, and 2.5" above have quadruple 6205 precision bearings
- Temperature Range -40° F to +250° F and will endure rapid temperature changes
- Compression Molded to its Maximum Strength
- Highly flexible for any customized specification
- Excellent for power tow application
- Machined slight crown tread
- Black Finish but non-marking
- Hardness Shore D 78-82





Wheel Dia	Tread Width	Hub Length	Load Capacity	Bore I.D.	Color	Replace ** with desired bearing code							Part Number	
						Roller BRG	Stainless Roller BRG	Tapered BRG	Precision Ball BRG	Sealed Ball BRG	Stainless Prec. Ball BRG	Bronze BRG		
2-1/2"	1-27/32"	1-27/32"	1200	1-3/16"	Black								NX25IB84	
				3/4"		08, 9A							NX25IB**	
2-1/2"	1-31/32"	2-13/64"	1700	1-3/16"	Black								NX29IB84	
		2-3/8"		04, 09								NX29IB**		
3"	1-7/8"	1-7/8"	1700	1-3/16"	Black								NX30IB84	
				3/4"		08							NX30IB**	
3"	1-7/8"	1-7/8"	1600	1/2"	Black				3P~				NX30IB3P	
4"	2"	2-3/16"	2200	1-3/16"	Black									NX40JB84
		2-7/16"		1/2"		92		60	6S					
		2-7/16"		5/8"		02								
		2-7/16"		3/4"		04, 09								
4"	2"	2-7/16"	2200	1/2"	Black				4P~		S3~		NX40JB**	
4"	2"	2-1/16"	2000	1/2"	Gray				4P~				NX40JI4P	
5"	2"	2-7/16"	2200	3/4"	Black			70						NX50JB70
								73~						
5"	2"	2-3/16"	2200	1-3/16"	Black									NX50JB84
		2-7/16"		1/2"		92		60	6S					
		2-7/16"		5/8"		02								
		2-7/16"		3/4"		04, 09								
5"	2"	2-7/16"	2200	1/2"	Black				4P~		S3~		NX50JB**	
5"	2"	2-1/16"	2000	1/2"	Gray				4P~				NX50JI4P	
5"	3"	3-1/2"	3500	3/4"	Black				5P~		5S~		NX50LB5P	
6"	2"	2-7/16"	2200	3/4"	Black			70						NX60JB70
				1/2"			73~							NX60JB73
6"	2"	2-3/16"	2200	1-3/16"	Black									NX60JB84
		2-7/16"		1/2"		92		60	6S					
		2-7/16"		5/8"		02								
		2-7/16"		3/4"		04, 09								
6"	2"	2-7/16"	2200	1/2"	Black				4P~		S3~		NX60JB**	
6"	2"	2-1/16"	2000	1/2"	Gray				4P~				NX60JI4P	
6"	2-1/2"	3"	7200	3/4"	Black				5P~				NX60KB5P	
6"	3"	3-1/2"	7200	1"	Black				61				NX60LB61	
6"	3"	3-1/2"	7200	3/4"	Black				5P~		5S~		NX60LB5P	
6"	3"	3-1/2"	7200	1"	Black				7P~				NX60LB7P	
8"	2"	2-7/16"	2200	1/2"	Black				63~		S3~		NX80JB**	
8"	2"	2-7/16"	2200	1/2"	Black				4P~				NX80JB4P	
8"	2"	2-7/16"	2200	3/4"	Black			70					NX80JB70	
8"	2"	2-7/16"	2200	1/2"	Black				73~				NX80JB73	
8"	2"	2-7/16"	2200	1/2"	Gray				4P~				NX80JI4P	
8"	3"	3-1/2"	7000	3/4"	Black				5P~		5S~		NX80LB**	
8"	3"	3-1/2"	7000	1"	Black			71	7P~				NX80LB**	
8"	3"	3-1/4"	7200	1-15/16"	Black									NX80LB85
		3-1/2"		3/4"		93								
				1"		24					78			
				1-1/4"		26								
8"	4"	4-1/2"	8000	1-1/4"	Black				8P~				NX80NB8P	
10"	2-1/2"	3"	6000	3.4"	Black				5P~				NX10KB5P	
10"	3"	3-1/2"	7500	3/4"	Black				5P~				NX10LB5P	
10"	3"	3-1/2"	7500	1"	Black				7P~				NX10LB7P	
10"	4"	4-9/16"	8500	1-1/4"	Black				8P~				NX10NB8P	
12"	3"	3-1/2"	7500	3/4"	Black				5P~				NX12LB5P	
12"	3"	3-1/2"	7500	1"	Black				7P~				NX12LB7P	
12"	4"	4-9/16"	8700	1-1/4"	Black				8P~				NX12NB8P	

92 & 93 include spanner

Including top hats.



NYLON

- Excellent resistance to grease, oil, most chemical & cleaning solutions
- Temperature range -40°F - 250°F
- Solid wheel molded from Nylon 6
- High impact resistance strength
- Durometer: Shore D 85 (+/-5)
- Natural Nylon resin color

NY WHEELS • CAPACITY 1300




Wheel Dia	Tread Width	Hub Length	Load Capacity	Bore I.D.	Sealed Ball BRG	SS Ball BRG	Roller BRG	Precision BRG	Delrin BRG	Part Number	
3"	1-1/4"	1-1/8"	300	1-1/8"	42	4S		47	55	NY30GE98	
		1-9/16"		3/8"						NY30GE**	
				1/2"						59	
3"	1-1/4"	1-9/16"	300	1/2"						NY30GE83	
3-1/2"	1-1/4"	1-9/16"	325	1/2"						NY35GE83	
4"	1-1/4"	1-5/16"	350	1-1/8"	42	4S		47	55	NY40GE98	
		1-9/16"		3/8"						NY40GE**	
				1/2"						59	
4"	1-1/4"	1-9/16"	350	1/2"						NY40GE83	
5"	1-1/4"	1-5/16"	500	1-1/8"	42	4S			55	NY50GE98	
		1-9/16"		3/8"						NY50GE**	
				1/2"						59	
5"	1-1/4"	1-9/16"	500	1/2"						NY50GE83	
4"	2"	2-3/16"	800	1-3/16"	60	6S	92		56, 12	NY40JE84	
		2-7/16"		1/2"						02	NY40JE**
				5/8"						04, 09	57, 11
				3/4"							
5"	2"	2-3/16"	900	1-3/16"	60	6S	92		56, 12	NY50JE84	
		2-7/16"		1/2"						02	NY50JE**
				5/8"						04, 09	57, 11
				3/4"							
6"	2"	2-3/16"	1200	1-3/16"	60	6S	92		56, 12	NY60JE84	
		2-7/16"		1/2"						02	NY60JE**
				5/8"						04, 09	57, 11
				3/4"							
6"	2"	2-7/16"	1200	1/2"		72		63	NY60JE63		
8"	2"	2-3/16"	1300	1-3/16"	60	6S	92		56, 12	NY80JE84	
		2-7/16"		1/2"						02	NY80JE**
				5/8"						04, 09	57, 11
				3/4"							
8"	2"	2-7/16"	1300	1/2"		72		63	NY80JE63		



POLYOLEFIN

- Broad selections of wheel and tread design
- Temperature range: -20° F to 180° F
- Excellent chemical resistance
- Non-Marking

PO WHEELS • CAPACITY 900



Wheel Dia	Tread Width	Hub Length	Load Capacity	Bore I.D.	Color & Design Code	Replace ** with desired code						Part Number
						Ball BRG	Roller BRG	Stainless Roller BRG	Precision Ball BRG	Stainless Sealed Ball BRG	Delrin BRG	
2"	13/16"	7/8"	80	5/16"	Black							PO20AB81
2"	7/8"	15/16"	100	1/4"	Black							PO20BB80
2"	7/8"	1-1/16"	100	3/8"	Black							PO20AB82
2"	1-3/4"	1-13/16"	300	5/16"	Black							PO20IB81
2-1/2"	15/16"	1-11/32"	175	5/16"	Black							PO25CB81
3"	1"	1-1/8"	175	5/16"	Black							PO30DB81
4"	1"	1-1/8"	220	5/16"	Black							PO40DB81
5"	1"	1-1/8"	230	5/16"	Black							PO50DB81
2-1/2"	1-3/4"	1-29/32"	350	3/8"	Black							PO25IB82
2-1/2"	1-3/4"	1-29/32"	350	1-3/16"	Black							PO25IB84
				1/2"			08				PO25IB08	
3"	1-13/16"	1-63/64"	500	3/8"	Black							PO30IB82
3"	1-13/16"	1-63/64"	500	1/2"	Black							PO30IB83
3"	1-13/16"	1-63/64"	500	1-3/16"	Black							PO30IB84
				3/4"			08				PO30IB08	
3"	1-13/16"	2"	500	1/2"	Black				49			PO30IB49
3"	1-13/16"	2"	500	1/2"	Black				62			PO30IB62
3"	1-13/16"	1-63/64"	500	3/8"	Gray							PO30I82
2-1/2"	1-1/4"	1-9/16"	200	5/16"	Black							PO25GB81
2-1/2"	1-1/4"	1-9/16"	200	3/8"	Black							PO25GB82
2-1/2"	1-1/4"	1-9/16"	200	1/2"	Black							PO25GB83
3"	1-1/4"	1-9/16"	300	3/8"	Black							PO30GB82
3"	1-1/4"	1-9/16"	300	1/2"	White/Donut							PO30GJ83
3"	1-1/4"	1-9/16"	300	3/8"	Black/Donut							PO30GZ82
3"	1-1/4"	1-9/16"	300	1/2"	Black/Donut							PO30GZ83
3"	1-1/4"	1-5/16"	300	1-1/8"	Black/Donut							PO30GZ98
		3/8"		42					55	PO30GZ**		
		1/2"							59			
3"	1-1/4"	1-9/16"	300	3/8"	Black						HP30GB82	
3"	1-1/4"	1-9/16"	300	1/2"	Black							HP30GB83
3"	1-1/4"	1-9/16"	300	1/2"	White							HP30GE83
3"	1-1/4"	1-9/16"	300	3/8"	White	42						HP30GE42



Wheel Dia	Tread Width	Hub Length	Load Capacity	Bore I.D.	Color & Design Code	Replace ** with desired code						Part Number
						Ball BRG	Roller BRG	Stainless Roller BRG	Precision Ball BRG	Stainless Sealed Ball BRG	Delrin BRG	
3-1/2"	1-1/4"	1-9/16"	350	1/2"	White							PO35GJ83
3-1/2"	1-1/4"	1-9/16"	350	3/8"	Black							PO35GZ82
3-1/2"	1-1/4"	1-9/16"	350	1/2"	Black							PO35GZ83
3-1/2"	1-1/4"	1-5/16"	350	1-1/8"	Black/Donut							PO35GZ98
		1-9/16"		3/8"		42			55	PO35GZ**		
				1/2"					59			
3-1/2"	1-3/8"	1-1/2"	350	1-1/16"	Black							PO35TZ9R
				1/2"			00				PO35TZ00	
4"	1-7/16"	1-9/16"	350	3/8"	Black							PO40GB82
4"	1-7/16"	1-9/16"	370	3/8"	Black							HP40GB82
4"	1-1/4"	1-9/16"	370	1/2"	White/Donut							PO40GJ83
4"	1-1/4"	1-5/16"	370	1-1/8"	Black/Donut							PO40GZ98
		1-9/16"		3/8"		42			4S	55	PO40GZ**	
				1/2"						59		
4"	1-1/4"	1-9/16"	370	3/8"	Black/Donut							PO40GZ82
4"	1-1/4"	1-9/16"	370	1/2"	Black/Donut							PO40GZ83
5"	1-1/4"	1-5/16"	400	1-1/8"	Black/Donut							PO50GZ98
		1-9/16"		3/8"		42				55	PO50GZ**	
				1/2"						59		
5"	1-1/4"	1-9/16"	400	3/8"	Black							PO51GB82
5"	1-7/16"	1-9/16"	400	3/8"	Black							PO50GB82
5"	1-7/16"	1-9/16"	400	1/2"	Black							PO50GB83
5"	1-1/4"	1-9/16"	400	1/2"	White/Donut							PO50GJ83
5"	1-1/4"	1-9/16"	400	1/2"	Black/Donut							PO50GZ83
5"	1-7/16"	1-9/16"	430	3/8"	Black							HP50GB82
5"	1-7/16"	1-5/16"	430	1-1/8"	Black							HP50GB98
		1-9/16"		3/8"		42				55	HP50GB**	
				1/2"						59		
6"	1-1/4"	1-5/16"	450	1-1/8"	Black/Donut							PO60GZ98
		1-9/16"		3/8"		42				55	PO60GZ**	
		1-9/16"		1/2"						59		
6"	1-1/4"	1-9/16"	450	3/8"	Black/Donut							PO60GZ82
6"	1-1/4"	1-9/16"	450	1/2"	Black/Donut							PO60GZ83
4"	1-1/2"	1-5/8"	375	3/8"	Black							PO40HB82
4"	1-1/2"	1-5/8"	400	1-3/16"	Black							PO40HB84
		1-7/8"		1/2"			92		6M		56, 12	PO40HB**
				5/8"			01					
				3/4"			03					
4"	2"	2-3/16"	500	1/2"	Black							PO40JB83
4"	2"	2-3/16"	500	3/4"	Black							PO40JB88
4"	2"	2-3/16"	500	1-3/16"	Black							PO40JB84
		2-7/16"		1/2"			92		60	6S	56, 12	PO40JB**
				5/8"			02					
				3/4"			04,09	05				
4"	2"	2-3/16"	500	3/4"	White							PO40JE88
4"	2"	2-3/16"	500	1-3/16"	White							PO40JE84
		2-7/16"		1/2"			92		60	6S	56, 12	PO40JE**
				5/8"			02					
				3/4"			04,09	05				
4"	2"	2-3/16"	500	1-3/8"	White							PO40JE95
		2-7/16"		1/2"			51			P1		PO40JE**
				5/8"			52			P2		
				3/4"			53			P3		



PO WHEELS • CAPACITY 900

Wheel Dia	Tread Width	Hub Length	Load Capacity	Bore I.D.	Color & Design Code	Replace ** with desired code						Part Number
						Ball BRG	Roller BRG	Stainless Roller BRG	Precision Ball BRG	Stainless Sealed Ball BRG	Delrin BRG	
5"	1-1/2"	1-5/8"	450	1/2"	Black							PO50HB83
5"	1-1/2"	1-5/8"	450	3/4"	Black							PO50HB88
5"	1-1/2"	1-5/8"	450	1-3/16"	Black							PO50HB84
		1/2"				92		6M		56, 12	PO50HB**	
		5/8"				01						
		3/4"				03				57, 11		
5"	2"	2-3/16"	650	3/4"	Black							PO50JB88
5"	2"	2-3/16"	650	1-3/16"	Black							PO50JB84
		1/2"				92		60	6S	56, 12	PO50JB**	
		5/8"				02						
		3/4"				04,09	05			57, 11		
5"	2"	2-3/16"	500	3/4"	White							PO50JE88
5"	2"	2-3/16"	500	1-3/16"	White							PO50JE84
		1/2"				92		60	6S	56, 12	PO50JE**	
		5/8"				02						
		3/4"				04,09	05			57, 11		
5"	2"	2-3/16"	500	1-3/8"	White							PO50JE95
		1/2"		51				P1		PO50JE**		
		5/8"		52				P2				
		3/4"		53				P3				
6"	1-1/2"	1-5/8"	450	1/2"	Black							PO60HB83
6"	1-1/2"	1-5/8"	450	1-3/16"	Black							PO60HB84
		1/2"				92		6M		56, 12	PO60HB**	
		5/8"				01						
		3/4"				03				57, 11		
6"	1-1/2"	1-5/8"	450	1/2"	White							PO60HE83
6"	2"	2-3/16"	700	1/2"	Black							PO60JB83
6"	2"	2-3/16"	700	3/4"	Black							PO60JB88
6"	2"	2-3/16"	700	1-3/16"	Black							PO60JB84
		1/2"				92		60	6S	56, 12	PO60JB**	
		5/8"				02						
		3/4"				04,09	05			57, 11		
6"	2"	2-3/16"	700	3/4"	White							PO60JE88
6"	2"	2-3/16"	700	1-3/16"	White							PO60JE84
		1/2"				92		60	6S	56, 12	PO60JE**	
		5/8"				02						
		3/4"				04,09	05			57, 11		
6"	2"	2-3/16"	700	1-3/8"	White							PO60JE95
		1/2"		51				P1		PO60JE**		
		5/8"		52				P2				
		3/4"		53				P3				
8"	2"	2-3/16"	900	3/4"	Black							PO80JB88
8"	2"	2-3/16"	900	1-3/16"	Black							PO80JB84
		1/2"				92		60	6S	56, 12	PO80JB**	
		5/8"				02						
		3/4"				04,09	05			57, 11		
8"	2"	2-3/16"	900	3/4"	White							PO80JE88
8"	2"	2-3/16"	900	1-3/16"	White							PO80JE84
		1/2"				92		60	6S	56, 12	PO80JE**	
		5/8"				02						
		3/4"				04,09	05			57, 11		
8"	2"	2-3/16"	900	1-3/8"	White							PO80JE95
		1/2"		51				P1		PO80JE**		
		5/8"		52				P2				
		3/4"		53				P3				

VIGOROK™

- Resist hard impact cracking/chipping, salt, cleaning solutions, solvents, oils, fats, petroleum and water
- Temperature range -45°F - 180°F continuous operation (250° F intermittent)
- Engineered polymer for high load capacity
- Non-marking and easy rolling
- Gray as standard color
- Durometer 85(+/- 5)
- Steam cleanable

VK WHEELS • CAPACITY 2200

VK80JE6S

VK60JB6S



Wheel Diameter	Tread Width	Hub Length	Load Capacity	Bore I.D.	Replace ** with desired bearings code					Part Number
					Sealed Ball BRG	SS Ball BRG	Roller BRG	Precision BRG	Delrin BRG	
3"	2"	2"	1200	1-3/16"						VK40JE84
		2-1/4"		1/2"	60	6S	92	56, 12	VK40JE**	
				5/8"			02			
				3/4"			04, 09	57, 11		
4"	2"	2-3/16"	1400	1-3/16"					VK40JE84	
		2-7/16"		1/2"	60	6S	92	56, 12	VK40JE**	
				5/8"			02			
				3/4"			04, 09	57, 11		
5"	2"	2-3/16"	1500	1-3/16"					VK50JE84	
		2-7/16"		1/2"	60	6S	92	56, 12	VK50JE**	
				5/8"			02			
				3/4"			04, 09	57, 11		
6"	2"	2-3/16"	2000	1-3/16"					VK60JE84	
		2-7/16"		1/2"	60	6S	92	56, 12	VK60JE**	
				5/8"			02			
				3/4"			04, 09	57, 11		
8"	2"	2-3/16"	2200	1-3/16"					VK80JE84	
		2-7/16"		1/2"	60	6S	92	56, 12	VK80JE**	
				5/8"			02			
				3/4"			04, 09	57, 11		




PHENOLIC

- Canvas fiber filled Phenolic for high impact resistance
- Temperature range: -50° F to +250° F
- Durometer: Shore D 90(+/-5)

PH80JB60

PH60JB60



PH WHEELS • CAPACITY 3500

Wheel Diameter	Tread Width	Hub Length	Load Capacity	Bore I.D.	Replace ** with desired bearings code				Part Number
					Roller BRG	Precision Ball BRG	Delrin BRG	Bronze BRG	
3"	1-1/4"	1-3/8"	300	1/2"					PH30GB83
3"	1-1/4"	1-3/8"	300	1-1/16"					PH30GB5P
				1/2"	00				PH30GB00
3-1/2"	1-1/4"	1-3/8"	350	1/2"					PH35GB83
4"	1-1/4"	1-3/8"	300	1/2"					PH40GB83
4"	1-1/4"	1-3/8"	400	1-1/16"					PH40GB5P
				1/2"	00				PH40GB00
5"	1-1/4"	1-3/8"	450	1/2"					PH50GB83
				1-3/16"					PH30IB84
3"	1-3/4"	1-7/8"	1000	1/2"	92~				MA30IB92
				3/4"	36				PH30IB36
3"	1-1/2"	1-5/8"	600	1/2"					PH30HB83
		1-5/8"		1-3/16"					PH30HB84
3"	1-1/2"	1-7/8"	600	1/2"	92~	6M	12, 56		PH30HB**
				5/8"	01				
				3/4"	03		11, 57		
3-1/4"	1-1/2"	1-5/8"	600	1-3/16"					PH34HB84
		1-7/8"		1/2"	92~	6M	12, 56		PH34HB**
				5/8"	01				
				3/4"	03		11, 57		
4"	1-1/2"	1-5/8"	600	1/2"					PH40HB83
4"	1-1/2"	1-5/8"	600	3/4"					PH40HB88
		1-5/8"	600	1-3/16"					PH40HB84
4"	1-1/2"	1-7/8"		1/2"	92~	6M	12, 56		PH40HB**
				5/8"	01				
				3/4"	03		11, 57		
5"	1-1/2"	1-5/8"	600	1/2"					PH50HB83
		1-5/8"	600	1-3/16"					PH50HB84
5"	1-1/2"	1-7/8"		1/2"	92~	6M	12, 56		PH50HB**
				5/8"	01				
				3/4"	03		11, 57		
		1-5/8"	800	1-3/16"					PH60HB84
6"	1-1/2"	1-7/8"		1/2"	92~	6M	12, 56		PH60HB**
				5/8"	01				
				3/4"	03		11, 57		
		2-3/16"	700	1-3/16"					PH34JB84
3-1/4"	2"	2-7/16"		1/2"	92~		12,56		PH34JB**
				5/8"	02				
				3/4"	04, 09	60, 6S	11, 57	B1, B5	



Wheel Diameter	Tread Width	Hub Length	Load Capacity	Bore I.D.	Replace ** with desired bearings code				Part Number
					Roller BRG	Precision Ball BRG	Delrin BRG	Bronze BRG	
4"	2"	2-3/16"	800	1-3/16"					PH40JB84
		2-7/16"		1/2"	92~		12,56		PH40JB**
				5/8"	02				
				3/4"	04, 09	60, 6S	11, 57	B1, B5	
4"	2" (Straight-sided)	2-3/16"	1000	1-3/16"					PH40TB84
		2-7/16"		1/2"	92~		12,56		PH40TB**
				5/8"	02				
				3/4"	04, 09	60, 6S	11, 57	B1, B5	
5"	2"	2-3/16"	100	3/4"					PH50JB88
5"	2"	2-3/16"	1000	1-3/16"					PH50JB84
		2-7/16"		1/2"	92~		12,56		PH50JG**
				5/8"	02				
				3/4"	04, 09	60, 6S	11, 57	B1, B5	
5"	2" (Straight-sided)	2-3/16"	1200	1-3/16"					PH50TB84
		2-7/16"		1/2"	92~		12,56		PH50TB**
				5/8"	02				
				3/4"	04, 09	60, 6S	11, 57	B1, B5	
6"	2"	2-3/16"	1200	3/4"				B1, B5	PH60JB88
6"	2"	2-3/16"	1200	1-3/16"					PH60JB84
		2-7/16"		1/2"	92~		12,56		PH60JB**
				5/8"	02				
				3/4"	04, 09	60, 6S	11, 57	B1, B5	
6"	2" (Straight-sided)	2-3/16"	1500	1-3/16"					PH60TB84
		2-7/16"		1/2"	92~		12,56		PH60TB**
				5/8"	02				
				3/4"	04, 09	60, 6S	11, 57	B1, B5	
6"	2-1/2"	2-3/4"	1400	1-3/16"					PH60KB84
		3"		1/2"	92~				PH60KB**
				3/4"	06				
6"	2-1/2"	2-3/4"	1600	1-15/16"					PH60KB85
		3"		3/4"	93~	89			PH60KB**
				1"	23			B7	
				1-1/4"	25				
6"	2-1/2"	3-1/4"	1600	1-15/16"					PH60QB85
		3-1/2"		3/4"	93	69			PH60QB**
				1"	24	R1	58	B8	
				1-1/4"	26				
6"	3"	3-1/4"	2000	1-15/16"					PH60LB85
		3-1/2"		3/4"	93~	69			PH60LB**
				1"	24	R1	58	B8	
				1-1/4"	26				



Wheel Diameter	Tread Width	Hub Length	Load Capacity	Bore I.D.	Replace ** with desired bearings code				Part Number
					Roller BRG	Precision Ball BRG	Delrin BRG	Bronze BRG	
8"	2"	2-3/16"	1400	1-3/16"					PH80JB84
		2-7/16"		1/2"	92~		12,56		PH80JB**
				5/8"	02				
				3/4"	04, 09	60, 6S	11, 57	B1, B5	
8"	2-1/2"	2-3/4"	1800	1-3/16"				PH80KB84	
		3"		1/2"	92~			PH80KB**	
				3/4"	06				
8"	2-1/2"	3"	2000	1-15/16"				PH80KB85	
				3/4"	93~	89		PH80KG**	
				1"	23		B7		
				1-1/4"	25				
8"	2-1/2"	3-1/4"	2000	1-15/16"				PH80QB85	
		3-1/2"		3/4"	93~	69		PH80QB**	
				1"	24	R1	58		B8
				1-1/4"	26				
8"	3"	3-1/2"	2500	1-15/16"				PH80LB85	
				3/4"	93~	69		PH80LB**	
				1"	24	R1	58		B8
				1-1/4"	26				
8"	3" Straight Sided	3-1/2"	2500	1-15/16"				PH80LT85	
				3/4"	93~	69		PH80LT**	
				1"	24	R1	58	B8	
				1-1/4"	26				
10"	2-1/2"	2-3/4"	2200	1-3/16"				PH10KB84	
		3"		1/2"	92~			PH10KB**	
				3/4"	06				
10"	2-1/2"	3"	2500	1-15/16"				PH10KB85	
				3/4"	93~	89		PH10KB**	
				1"	23		B7		
				1-1/4"	25				
10"	2-1/2"	3-1/2"	2500	1-15/16"				PH10QB85	
				3/4"	93~	69		PH10QB**	
				1"	24	R1	58		B8
				1-1/4"	26				
10"	3"	3-1/2"	2900	1-15/16"				PH10LB85	
				3/4"	93~	69		PH10LB**	
				1"	24	R1	58		B8
				1-1/4"	26				
12"	2-1/2"	3"	3000	1-15/16"				PH12KB85	
				3/4"	93~	89		PH12KB**	
				1"	23		B7		
				1-1/4"	25				
12"	2-1/2"	3-1/2"	3000	1-15/16"				PH12QB85	
				3/4"	93~			PH12QB**	
				1"	24	R1	58		B8
				1-1/4"	26				
12"	3"	3-1/2"	3500	1-15/16"				PH12LB85	
				3/4"	93~	69		PH12LB**	
				1"	24	R1	58		B8
				1-1/4"	26				
12"	3.5"	4-1/4"	4000	2-7/16"				PH12MB86	
		4-9/16"		1-1/4"	31			PH12MB31	
				1-1/2"	33				
12"	4" Straight-sided	4"	6500	2-7/16"				PH12NB86	
				1-1/2"	39				
16"	3"	4-1/4"	4000	2-7/16"				PH16LB86	
		4-9/16"		1-1/4"	31			PH16LB31	
				1-1/2"	33				
16"	4"	5-1/4"	8000	2-7/16"				PH16NB86	
				1-1/4"	32			PH16NB32	
				1-1/2"	34				
18"	3"	3-1/2"	3500	1-15/16"				PH18LB85	
				3/4"	93~	69		PH18LB**	
				1"	24	R1	58		B8
				1-1/4"	26				

~includes
spanner

CONDUCTIVE THERMO RUBBER WHEEL

- Compounded with a special metal fiber to ensure the sufficient conductivity through the life of the wheel
- Surface resistance > 1×10^3 but < $1 \times 10^5 \Omega/\text{square}$ (It exceeds Federal ESD Standard, FF-C-88C)
- Wheels equipped with precision bearing
- Durometer: Shore A 95(+/-5)
- Non-Marking



Wheel Diameter	Wheel Width	Hub Length	Load Capacity	Bore I.D.	Part #
3"	1-1/4"	1-9/16"	200	3/8"	CN30GH44
4"	1-1/4"	1-9/16"	250	3/8"	CN40GH44
5"	1-1/4"	1-9/16"	275	3/8"	CN50GH44

The conductive wheels must be properly installed to ensure a conductive path from the equipment leg, through the caster, axle and bearing and then through the center core and tread

CONDUCTIVE SOLID RUBBER WHEEL

- Surface resistance > 1×10^3 but < $1 \times 10^5 \Omega/\text{square}$ (It exceeds Federal ESD Standard, FF-C-88C)
- Temperature range -40° F to 160°F
- Durometer: Shore D 70(+/- 5)
- Black as standard



Wheel Diameter	Tread Width	Hub Length	Load Capacity	Bore I.D.	Replace ** with desired bearing code		Part Number
					Ball Bearing	Delrin Bearing	
3"	1"	1-1/4"	125	1/4"			CT30DB80
3"	1"	1-1/4"	125	5/16"			CT30DB81
3"	1-1/4"	1-3/8"	300	1-1/8"			CT30GB98
		1-9/16"	300	3/8"	42	55	CT30GB**
		1-9/16"	300	1/2"		59	



STATIC DISSIPATIVE POLYURETHANE ON ALUMINUM CORE

- Surface resistance > 1×10^6 but < $1 \times 10^9 \Omega/\text{square}$
- Wheels equipped with precision bearing
- Durometer: Shore A 85(+/-5)
- Non-Marking




Wheel Diameter	Wheel Width	Hub Length	Load Capacity	Bore I.D.	Part #
4"	2"	2-7/16"	500	1/2"	CX40JL63
5"	2"	2-7/16"	540	1/2"	CX50JL64
6"	2"	2-7/16"	600	1/2"	CX60JL64
8"	2"	2-7/16"	700	1/2"	CX80JL64

The conductive wheels must be properly installed to ensure a conductive path from the equipment leg, through the caster, axle and bearing and then through the center core and tread

CONDUCTIVE NYLON WHEEL

- Surface resistance > 1×10^3 but < $1 \times 10^5 \Omega/\text{square}$ (It exceeds Federal ESD Standard, FF-C-88C)
- Wheels equipped with precision bearing
- Durometer: Shore D 85(+/-5)
- Non-Marking



Wheel Diameter	Wheel Width	Hub Length	Load Capacity	BORE I.D.	Part #
4"	2"	2-7/16"	500	1/2"	CY40JI62
5"	2"	2-7/16"	540	1/2"	CY50JI62
6"	2"	2-7/16"	600	1/2"	CY60JI62
8"	2"	2-7/16"	700	1/2"	CY80JI62

The conductive wheels must be properly installed to ensure a conductive path from the equipment leg, through the caster, axle and bearing and then through the center core and tread



RETORT

- Highly resistant to water, oils, petroleum products, salt solutions, common cleaning solutions, solvents and acid
- Made from heat stabilized polymer for excellent weight capacity and heat resistance
- Rounded tread for exceptionally easy rolling
- Temperature range: -20° F to 300° F
- Durometer Shore D 85(+/-5)
- Autoclavable



Wheel Diameter	Tread Width	Hub Length	Load Capacity	Bore I.D.	Replace ** with desired code					Part Number
					Roller BRG	Stainless Roller BRG	Precision Ball BRG	Stainless Sealed Ball BRG	Delrin BRG	
3"	1-1/2"	1-5/8"	325	1/2"						AC30HE83
3-1/2"	1-1/4"	1-3/8"	350	1/2"						AC35GE83
4"	1-1/4"	1-3/8"	350	1/2"						AC40GE83
5"	1-1/4"	1-3/8"	450	1/2"						AC40GE83
4"	1-1/2"	1-5/8"	375	1/2"						AC40HE83
4"	2"	2-3/16"	600	3/4"						AC40JE88
4"	2"	2-7/16"	600	1-3/16"						AC40JE84
				1/2"	92		60	6S	56, 12	AC40JE**
				5/8"	02					
				3/4"	04,09	05			57, 11	
5"	1-1/2"	1-5/8"	550	1/2"						AC50HE83
5"	2"	2-3/16"	650	3/4"						AC50JE88
5"	2"	2-7/16"	650	1-3/16"						AC50JE84
				1/2"	92		60	6S	56, 12	AC50JE**
				5/8"	02					
				3/4"	04,09	05			57, 11	
6"	2"	2-3/16"	650	3/4"						AC60JE88
6"	2"	2-7/16"	700	1-3/16"						AC60JE84
				1/2"	92		60	6S	56, 12	AC60JE**
				5/8"	02					
				3/4"	04,09	05			57, 11	
8"	2"	2-3/16"	900	3/4"						AC80JE88
8"	2"	2-7/16"	900	1-3/16"						AC80JE84
				1/2"	92		60	6S	56, 12	AC80JE**
				5/8"	02					
				3/4"	04,09	05			57, 11	



STEROLIZER® WHEEL

- Stainless Steel core for corrosive, wash down and clean environment and aluminum core for bakeries
- Exceptional resistance to water, oil grease, most acids, chemicals and cleaning solutions
- Special engineered elastomer offers cushioned, quiet ride and excellent floor protection
- Temperature range: -40° F to 350° continuous 6 hours, 400° F intermittent
- Exclusively engineered non-Silicon Rubber
- Durometer: 65 Shore A (+/- 5)
- BG wheel has a glass filled nylon hub

SL40HC61



BG50V02S



BF50HC61



Wheel Diameter	Tread Width	Hub Length	Load Capacity	Bore ID	Core Material	Type of Bearing	Part Number
4"	1-1/4"	1-9/16"	300	1/2"	Aluminum	Plain	BF40GC83
4"	1-1/2"	1-5/8"	350	3/8"	Aluminum	S.S. Precision	BF40HC61
4"	1-1/4"	1-9/16"	300	1/2"	Stainless	Plain	SL40GC83
4"	1-1/2"	1-5/8"	350	3/8"	Stainless	S.S. Precision	SL40HC61
5"	1-3/8"	1-9/16"	325	3/8"	Glass Filled Nylon	S.S. ball bearing	BG50V02S
5"	2"	2-3/16"	450	1/2"	Stainless	Bronze Bushing	SL50JCB8

BRIMSTONE®

- Temperature range: -40° to 425° F Continuous, 475° F to 550° F intermittent
- Brown as standard color; Black is available on certain sizes
- Excellent for autoclave and steam cleaning applications
- Made out of exclusively engineered polymer
- Superior abrasion and impact resistance
- Durometer 85 shore D (+/- 5)

GN40HB83



GN60JQ09



GN80LQ85





Wheel Dia	Tread Width	Hub Length	Load Capacity	Available color (+)	Bore I.D.	Replace ** with desired bearing code							Part Number Replace "+ with color code
						Top Hat Spanner	Stainless Top Hat Spanner	Roller BRG	Stainless Roller BRG	Seal Ball BRG	Stainless Sealed Ball BRG	Bronze BRG	
3"	1-1/4"	1-13/32"	300	Q=Brown B=Black	1/2"								GN30G+83
		1-21/32"			3/8"	99	97					GN30G+**	
3"	1-1/2"	1-5/8"	600	Brown	1/2"								GN30HQ83
3"	1-1/2"	1-5/8"	600	Brown	3/4"								GN30HQ88
3-1/2"	1-1/4"	1-13/32"	600	Brown	1/2"								GN35GQ83
		1-24/32"			3/8"	99	97					GN35GQ**	
4"	1-1/4"	1-13/32"	300	Q=Brown B=Black	1/2"								GN40G+83
		1-24/32"			3/8"	99	97					GN40G+**	
5"	1-1/4"	1-13/32"	700	Q=Brown B=Black	1/2"								GN50G+83
		1-12/32"			3/8"	99	97					GN50G+**	
4"	1-1/2"	1-5/8"	700	Q=Brown B=Black	1/2"								GN40H+83
4"	1-1/2"	1-5/8"	700	Q=Brown B=Black	3/4"								GN40H+88
4"	1-1/2"	1-5/8"	700	Brown	1-3/16"								GN40HQ84
		1-7/8"			1/2"		92~		6M				GN40HQ**
					5/8"		01						
					3/4"		03						
4"	2"	2-3/16"	800	Brown	3/4"							GN40JQ88	
4"	2"	2-3/16"	800	Brown	1-3/16"								GN40JQ84
		2-7/16"			1/2"		92~		60	6S			GN40JQ**
					5/8"		02						
					3/4"		04	05		B1, B5			
5"	1-1/2"	1-5/8"	800	Brown	1/2"							GN50HQ83	
5"	1-1/2"	1-5/8"	800	Brown	3/4"							GN50HQ88	
5"	2"	2-3/16"	1000	Brown	3/4"								GN50JQ88
5"	2"	2-3/16"	1000	Q=Brown B=Black	1-3/16"								GN50J+84
		2-7/16"			1/2"		92~		60	6S			GN50J+**
					5/8"		02						
					3/4"		04	05		B1, B5			
6"	2"	2-3/16"	1100	Brown	3/4"							GN60JQ88	
6"	2"	2-3/16"	1000	Q=Brown B=Black	1-3/16"								GN60J+84
		2-7/16"			1/2"		92~		60	6S			GN60J+**
					5/8"		02						
					3/4"		04	05		B1, B5			
8"	2"	2-3/16"	1100	Brown	3/4"							GN80JQ88	
8"	2"	2-3/16"	1000	Q=Brown B=Black	1-3/16"								GN80J+84
		2-7/16"			1/2"		92~		60	6S			GN80J+**
					5/8"		02						
					3/4"		04	05		B1, B5			
8"	3"	3-1/4"	2000	Brown	1-15/16"								GN80LQ85
		3-1/2"			3/4"		92~		69			GN80LQ**	
					1"		24	41	71P		B8		
					1-1/4"		26						

~including
spanner
bushing



HIGH-TEMP PHENOLIC

- Temperature range -40° F to 475° F Continuous, 525° F intermittent
- Phenolic resin filled with fiber glass for high-temperature resistance
- Durometer Shore D 95 (+/-5)

HT60TQ84

HT WHEELS • CAPACITY 3000

HT40HQ83



Wheel Dia	Tread Width	Hub Length	Load Capacity	Bore I.D.	Replace ** with desired bearing code							Part Number
					Top Hat Spanner	Stainless Top Hat Spanner	Roller BRG	Stainless Roller BRG	Sealed Precision Ball BRG	Stainless Sealed Precision Ball BRG	Bronze BRG	
3"	1-1/4"	1-3/8"	200	1/2"								HT30GQ83
		1-2"		3/8"	99	97					HT30GQ**	
4"	1-1/4"	1-3/8"	250	1/2"								HT40GQ83
		1-2"		3/8"	99	97					HT40GQ**	
5"	1-1/4"	1-3/8"	300	1/2"								HT50GQ83
		1-2"		3/8"	99	97					HT50GQ**	
3-1/2"	1-1/2"	1-5/8"	400	1-3/16"								HT34HQ84
		1-7/8"		1/2"		92~		6M				HT30HQ**
				5/8"		01						
				3/4"		03						
4"	1-1/2"	1-5/8"	400	1/2"							HT40HQ83	
4"	1-1/2"	1-5/8"	400	3/4"							HT40HQ88	
4"	1-1/2"	1-5/8"	400	1-3/16"								HT40HQ84
		1-7/8"		1/2"		92~		6M				HT40HQ**
				5/8"		01						
				3/4"		03						
4"	2"	2-3/16"	600	3/4"							HT40HQ88	
4"	2"	2-3/16"	600	1-3/16"								HT40JQ84
		2-7/16"		1/2"		92~		60	6S			HT40JQ**
				5/8"		02						
				3/4"		04	05			B1, B5		
5"	2"	2-3/16"	750	1-3/16"								HT50JQ84
		2-7/16"		1/2"		92~		60	6S			HT50JQ**
				5/8"		02						
				3/4"		04	05			B1, B5		



Wheel Dia	Tread Width	Hub Length	Load Capacity	Bore I.D.	Replace ** with desired bearing code							Part Number
					Top Hat Spanner	Stainless Top Hat Spanner	Roller BRG	Stainless Roller BRG	Sealed Precision Ball BRG	Stainless Sealed Precision Ball BRG	Bronze BRG	
6"	2"	2-3/16"	900	1-3/16"								HT60JQ84
		2-7/16"		1/2"			92~		60	6S		HT60JQ**
				5/8"			02					
				3/4"			04	05			B1, B5	
6"	2" (Straight-sided)	2-3/16"	1100	1-3/16"								HT60TQ84
		2-7/16"		1/2"			92~		60	6S		HT60TQ**
				5/8"			02					
				3/4"			04	05			B1, B5	
6"	2-1/2"	2-3/4"	1200	1-15/16"								HT60KQ85
		3"		3/4"			93~					HT60KQ93
				1"			23					HT60KQ23
				1-1/4"			25					HT60KQ25
6"	3"	3-1/4"	1500	1-15/16"								HT60LQ85
		3-1/2"		3/4"			93~		69			HT60LQ**
				1"			24	41	71P		B8	
				1-1/4"			26					
8"	2"	2-3/16"	1100	1-3/16"								HT80JQ84
		2-7/16"		1/2"			92~		60	6S		HT80JQ**
				5/8"			02					
				3/4"			04	05			B1, B5	
8"	2-1/2"	2-3/4"	1300	1-15/16"								HT80KQ85
		3"		3/4"			93~					HT80KQ93
				1"			23					HT80KQ23
				1-1/4"			25					HT80KQ25
8"	3"	3-1/4"	1800	1-15/16"								HT80LQ85
		3-1/2"		3/4"			93~		69			HT80LQ**
				1"			24	41	71P		B8	
				1-1/4"			26					
10"	3"	3-1/4"	2100	1-15/16"								HT10LQ85
		3-1/2"		3/4"			93~		69			HT10LQ**
				1"			24	41	71P		B8	
				1-1/4"			26					
12"	3"	3-1/4"	2600	1-15/16"								HT12LQ85
		3-1/2"		3/4"			93~		69			HT12LQ**
				1"			24	41	71P		B8	
				1-1/4"			26					
12"	3-1/2"	4-1/4"	3000	2-7/16"								HT12MQ86
		4-9/16"		1-1/4"			31					HT12MQ31
				1-1/2"			33					HT12MQ33

Disclaimer: not recommend for steam washer or any high humidity environment

~including spanner bushing



EPOXY Wheel

- Perfect wheels for both dry and moisturized high temperature environment
- Best impact resistance in both dry and moisturized temperature
- Temperature Range -40° F to +480° F
- Glass fiber mixed with Epoxy Resin
- Excellent Ergonomic

OV10LQ24

OV50JQ88



Wheel Dia	Tread Width	Hub Length	Load Capacity	Bore I.D.	Sealed Ball BRG	Stainless Sealed Ball BRG	Roller BRG	Stainless Roller BRG	Bronze BRG	Part Number	
4"	1-1/2"	1-5/8"	700	1/2"						OV40HQ83	
4"	1-1/2"	1-5/8"	700	3/8"					B6	OV40HQ76	
4"	1-1/2"	1-5/8"	700	3/4"						OV40HQ88	
4"	1-1/2"	1-5/8"	700	1-3/16"						OV40HQ84	
		1-7/18"		1/2"	6M		92~			OV40HQ**	
				5/8"			01				
				3/4"			03				
4"	2"	2-3/16"	800	1-3/16"						OV40JQ84	
		2-7/16"		1/2"	60	6S	92~			OV40JQ**	
				5/8"			02				
				3/4"			04	05	B5, B1		
5"	2"	2-3/16"	1000	1-3/16"						OV50JQ84	
		2-7/16"		1/2"	60	6S	92~			OV50JQ**	
				5/8"			02				
6"	2"	2-3/16"	1100	3/4"						OV60JQ88	
		2-7/16"		1-3/16"						OV60JQ84	
				1/2"	60	6S	92~			OV60JQ**	
				5/8"			02				
8"	2"	2-3/16"	1200	1-3/16"						OV80JQ84	
				2-7/16"	1/2"	60	6S	92~			OV80JQ**
					5/8"			02			
					3/4"			04	05	B5, B1	
8"	3"	3-1/4"	1900	1-15/16"						OV80LQ85	
		3-1/2"		3/4"	69		93~			OV80LQ**	
				1"	71P		24	41	B8		
				1-1/4"			26				
10"	3"	3-1/4"	2400	1-15/16"						OV10LQ85	
		3-1/2"		3/4"	69		93~			OV10LQ**	
				1"	71P		24	41	B8		
				1-1/4"			26				
12"	3"	3-1/4"	2600	1-15/16"						OV12LQ85	
		3-1/2"		3/4"	69		93~			OV12LQ**	
				1"	71P		24	41	B8		
				1-1/4"			26				

~including spanner bushing

OV WHEELS • CAPACITY 2600

ANTIMICROBIAL THERMO RUBBER WHEEL

- Suppresses the growth of various microbes including bacteria, fungi, mildew, molds and more
- Applications of medical equipment, food processing, pharmaceutical, cleaning and more
- Antimicrobial additive mixed in the polymer and lasts through the life of the wheel
- Resistance to cleaning chemicals, acids, alcohols and water
- Non-marking high grade thermo elastomer tread
- Temperature range -20°F - 180°F
- Durometer Shore A 70 (+/- 5)

AM50GI4S



Wheel Diameter	Wheel Width	Hub Length	Load Capacity	Bore I.D.	Bearing Type	Part #
3"	1-1/4"	1-9/16"	200	3/8"	Delrin	AM30GN4S
3"	1-1/4"	1-9/16"	200	3/8"	Pre. Ball	AM30GN82
3-1/2"	1-1/4"	1-9/16"	200	3/8"	Delrin	AM35GN4S
3-1/2"	1-1/4"	1-9/16"	200	3/8"	Pre. Ball	AM35GN82
4"	1-1/4"	1-9/16"	250	3/8"	Delrin	AM40GN82
4"	1-1/4"	1-9/16"	250	3/8"	Pre. Ball	AM40GN82
5"	1-1/4"	1-9/16"	275	3/8"	Delrin	AM50GN4S
5"	1-1/4"	1-9/16"	275	3/8"	Pre. Ball	AM50GN82

*AM wheel does not eliminate the need of cleaning practice.

UTILITY HEAT™ WHEEL

- Specifically engineered material for autoclave application with 15 PSI steam pressure, 250° F for 15 - 20 minutes or 29 PSI steam pressure, 273° F for 6 minutes.
- Plain bore to avoid contamination during Autoclavable Process
- Soft tread for quiet and smooth ride
- Corrosion resistant and Autoclavable
- Durometer Shore A 75(+/-5)

UT50GR44



Wheel Diameter	Wheel Width	Hub Length	Load Capacity	Bore I.D.	Bearing Type	Part #
3"	1-1/4"	1-9/16"	200*	3/8"	Delrin	UT30GI82
3-1/2"	1-1/4"	1-9/16"	225*	3/8"	Delrin	UT35GI82
4"	1-1/4"	1-9/16"	300*	3/8"	Delrin	UT40GI82
5"	1-1/4"	1-9/16"	350*	3/8"	Delrin	UT50GR5A
6"	1-1/4"	1-9/16"	350*	3/8"	Delrin	UT60GI82

* Load capacity at room Temperature



SINTERED IRON

- Temperature range: -40° F to +500° F
- Heat treated Sintered iron
- Hardness: Brinell 145

SI30GS82



SI25DS81



Wheel Diameter	Tread Width	Hub Length	Load Capacity	Bore I.D.	Part Number
2"	7/8"	1"	200	1/4"	SI20CS80
2.5"	1"	1-3/8"	250	5/16"	SI25DS81
3"	1-1/4"	1-9/16"	350	3/8"	SI30GS82

SEMI-STEEL WHEEL

- Precisely machined Semi-Steel wheels
- Temperature range: -45°F to 800°F
- Tensile strength of 30,000PSI
- Hardness: Brinell 145

SS60JS04



SS60LS69



Wheel Dia	Tread Width	Hub Length	Load Capacity	Hub Design type	Bore I.D.	Replace ** with desired bearing code				Part Number
						Roller BRG	Sealed Ball BRG	Delrin BRG	Bronze BRG	
2"	1"	1-1/8"	250	C	1/4"					SS20DS80
2-1/2"	1"	1-1/8"	250	C	5/16"					SS25DS81
3"	1-1/4"	1-9/16"	350	C3	3/8"					SS30GS82
3"	1-1/4"	1-9/16"	350	C3	1/2"					SS30GS83
3-1/2"	1-1/4"	1-9/16"	400	C3	3/8"					SS35GS82
4"	1-1/4"	1-9/16"	350	C3	3/8"					SS40GS82
4"	1-1/4"	1-9/16"	350	C3	1/2"					SS40GS83
5"	1-1/4"	1-9/16"	350	C3	3/8"					SS50GS82
5"	1-1/4"	1-9/16"	350	C3	1/2"					SS50GS83
3-1/4"	1-1/2"	1-5/8"	400	C	1-3/16"					SS34HS84
		1-7/8"			1/2"	92~	6M	12, 56	SS34HS**	
					5/8"	01				
					3/4"	03		11, 57		
3-1/4"	2"	2-3/16"	700	C	1-3/16"					SS34JS84
		2-7/16"			1/2"	92~	60	12, 56	SS34JS**	
					5/8"	02				
					3/4"	04, 09		11, 57		B1, B5
4"	1-1/2"	1-5/8"	600	C4	1/2"					SS40HS83
		1-5/8"			1-3/16"				SS40HS84	
		1-7/8"			1/2"	92~	6M	12, 56	SS40HS**	
					5/8"	01				
	3/4"	03		11, 57						
4"	2"	2-3/16"	700	C3	1-3/16"					SS40JS84
		2-7/16"			1/2"	92~	60	12, 56	SS40JS**	
					5/8"	02				
					3/4"	04, 09		11, 57		B1, B5



Wheel Dia	Tread Width	Hub Length	Load Capacity	Hub Design type	Bore I.D.	Replace ** with desired bearing code				Part Number
						Roller BRG	Sealed Ball BRG	Delrin BRG	Bronze BRG	
5"	1-1/2"	1-5/8"	600	C4	1-3/16"					SS50HS84
		1-7/8"			1/2"	92~	6M	12, 56		SS50HS**
					5/8"	01				
5"	2"	2-3/16"	1000	C	1-3/16"					SS50JS84
		2-7/16"			1/2"	92~	60	12, 56		SS50JS**
					5/8"	02				
					3/4"	04, 09		11, 57	B1, B5	
6"	1-1/2"	1-5/8"	600	C5	1-3/16"					SS60HS84
		1-7/8"			1/2"	92~	6M	12, 56		SS60HS**
					5/8"	01				
					3/4"	03		11, 57		
6"	2"	2-3/16"	1000	C4	1-3/16"					SS60JS84
		2-7/16"			1/2"	92~	60	12, 56		SS60JS**
					5/8"	02				
					3/4"	04, 09		11, 57	B1, B5	
6"	2-1/2"	2-3/4"	1600	C5	1-3/16"	92~				SS60KS84
		3"			06				SS60KS06	
6"	2-1/2"	2-3/4"	1800	C5	1-15/16"					SS60KS85
		3"			3/4"	93~	89			SS60KS**
					1"	23		58	B7	
					1-1/4"	25				
6"	2-1/2"	3-1/4"	1800	S4	1-15/16"					SS60QS85
		3-1/2"			3/4"	93~	69			SS60QS**
					1"	24	71P		B8	
					1-1/4"	26				
6"	3"	3-1/4"	2700	C5	1-15/16"					SS60LS85
		3-1/2"			3/4"	93~	69			SS60LS**
					1"	24	71P		B8	
					1-1/4"	26				
8"	2"	2-3/16"	1400	C6	1-3/16"					SS80JS84
		2-7/16"			1/2"	92~	60	12, 56		SS80JS**
					5/8"	02				
					3/4"	04, 09		11, 57	B1, B5	
8"	2-1/2"	2-3/4"	1600	S6	1-3/16"	92~				SS80KS84
		3"			06				SS80KS06	
8"	2-1/2"	2-3/4"	1800	S6	1-15/16"					SS80KS85
		3"			3/4"	93~	89			SS80KS**
					1"	23		58	B7	
					1-1/4"	25				
8"	2-1/2"	3-1/4"	1800	S6	1-15/16"					SS80QS85
		3-1/2"			3/4"	93~	69			SS80QS**
					1"	24	71P		B8	
					1-1/4"	26				
8"	3"	3-1/4"	2500	S6	1-15/16"					SS80LS85
		3-1/2"			3/4"	93~	69			SS80LS**
					1"	24	71P		B8	
					1-1/4"	26				
10"	2-1/2"	2-3/4"	1700	S5	1-3/16"	92~				SS10KS84
		3"			06				SS10KS06	
10"	2-1/2"	2-3/4"	2000	S5	1-15/16"					SS10KS85
		3"			3/4"	93~	89			SS10KS**
					1"	23		58	B7	
					1-1/4"	25				
10"	2-1/2"	3-1/4"	2000	S5	1-15/16"					SS10QS85
		3-1/2"			3/4"	93~	69			SS10QS**
					1"	24	71P		B8	
					1-1/4"	26				
10"	3"	3-1/4"	2500	S5	1-15/16"					SS10LS85
		3-1/2"			3/4"	93~	69			SS10LS**
					1"	24	71P		B8	
					1-1/4"	26				
12"	2-1/2"	2-3/4"	2000	S5	1-15/16"					SS12KS85
		3"			3/4"	93~	89			SS12KS**
					1"	23		58	B7	
					1-1/4"	25				
12"	2-1/2"	3-1/4"	2000	S5	1-15/16"					SS12QS85
		3-1/2"			3/4"	93~	69			SS12QS**
					1"	24	71P		B8	
					1-1/4"	26				
12"	3"	3-1/4"	2500	S5	1-15/16"					SS12LS85
		3-1/2"			3/4"	93~	69			SS12LS**
					1"	24	71P		B8	
					1-1/4"	26				

~ including spanner bushing



HEAVY-DUTY SEMI-STEEL

- Heavy duty Semi-Steel wheel for higher capacity applications
- Seal Precision bearings are available for better mobility

HS80JS04

HS60JS04



HS WHEELS • CAPACITY 1400

Wheel Diameter	Tread Width	Hub Length	Load Capacity	Hub Design type	Bore I.D.	Replace ** with desired bearing code					Part Number
						Roller BRG	Sealed Ball BRG	Precision Ball BRG	Delrin BRG	Bronze BRG	
4"	2"	2-3/16"	900	C4	1-3/16"						HS40JS84
		2-7/16"			1/2"	92~	60		56, 12		HS40JS**
					5/8"	02					
					3/4"	04,09			57, 11	B5, B1	
4"	2"	2-7/16"	900	C4	1/2"			63		HS40JS63	
5"	2"	2-3/16"	1200	S4	1-3/16"						HS50JS84
		2-7/16"			1/2"	92~	60		56, 12		HS50JS**
					5/8"	02					
					3/4"	04,09			57, 11	B5, B1	
5"	2"	2-7/16"	1200	S4	1/2"			63		HS50JS63	
6"	2"	2-3/16"	1400	S6	1-3/16"						HS60JS84
		2-7/16"			1/2"	92~	60		56, 12		HS60JS**
					5/8"	02					
					3/4"	04,09			57, 11	B5, B1	
6"	2"	2-7/16"	1400	S6	1/2"			63		HS60JS63	
6"	2" (Crown tread)	2-3/16"	1400	S6	1-3/16"						HS60JX84
		2-7/16"			1/2"	92~	60		56, 12		HS60JX**
					5/8"	02					
					3/4"	04,09			57, 11	B5, B1	
8"	2"	2-3/16"	1400	S6	1-3/16"						HS80JS84
		2-7/16"			1/2"	92~	60		56, 12		HS80JS**
					5/8"	02					
					3/4"	04,09			57, 11	B5, B1	
8"	2"	2-7/16"	1400	S6	1/2"			63		HS80JS63	
8"	2" (Crown tread)	2-3/16"	1400	S6	1-3/16"						HS80JX84
		2-7/16"			1/2"	92~	60		56, 12		HS80JX**
					5/8"	02					
					3/4"	04,09			57, 11	B5, B1	

~including spanner bushing



DUCTILE STEEL

- Made out of Ductile Iron, Extra thick walled, heavy-duty core, hub and tread
- Variety of bearing options for optimal performance at different applications
- Temperature range: -45°F to 800°F (with bronze bearing)
- Tensile strength of 45,000PSI

DS10LR70

DS60JR04



DS WHEELS • CAPACITY 17000

Wheel Diameter	Tread Width	Hub Length	Load Capacity	Bore I.D.	Replace ** with desired bearing code					Part Number
					Roller BRG	Tapered Roller BRG	Precision Ball BRG	Delrin BRG	Bronze BRG	
4"	1-1/2"	2"	1200	1-3/16"						DS40HR84
				1/2"	92~					DS40HR92
				3/4"	08					DS40HR08
4"	2"	2-3/16"	1500	1-3/16"						DS40JR84
		2-7/16"		1/2"	92~		60	12, 56		DS40JR**
				5/8"	02					
				3/4"	04,09		11, 57	B1, B5		
4"	2'	2-7/16"	1500	1/2"			63		DS40JR63	
5"	2"	2-3/16"	1500	1-3/16"						DS50JR84
		2-7/16"		1/2"	92~		60	12, 56		DS50JR**
				5/8"	02					
				3/4"	04,09		11, 57	B1, B5		
5"	2"	2-7/16"	1500	1/2"			63		DS50JR63	
5"	2-1/2"	2-3/4"	2000	1-15/16"						DS50KR85
		3"		3/4"	93~		89			DS50KR**
				1"	23			B7		
				1-1/4"	25					



Wheel Diameter	Tread Width	Hub Length	Load Capacity	Bore I.D.	Replace ** with desired bearing code					Part Number
					Roller BRG	Tapered Roller BRG	Precision Ball BRG	Delrin BRG	Bronze BRG	
6"	2"	2-3/16"	2000	1-3/16"						DS60JR84
		2-7/16"		1/2"	92~	60	12, 56		DS60JR**	
				5/8"	02					
6"	2"	2-7/16"	2000	1/2"						DS60JR63
6"	2"	2-7/16"	2000	1/2"		73				DS60JR73
6"	2-1/2"	2-3/4"	3500	1-15/16"						DS60KR85
		3"		3/4"	93~	89			DS60KR**	
				1"	23			B7		
				1-1/4"	25					
6"	2-1/2"	3"	3500	3/4"		70			DS60KR70	
6"	2-1/2"	3"	3500	1"		71			DS60KR71	
6"	2-1/2"	3-1/4"	3500	1-15/16"						DS60QR85
		3-1/2"		3/4"	93~	69			DS60QR**	
				1"	24	71P		B8		
				1-1/4"	26					
6"	3"	3-1/4"	6000	1-15/16"						DS60LR85
		3-1/2"		3/4"	93~	69			DS60LR**	
				1"	24	71P	58	B8		
				1-1/4"	26					
6"	3"	3-1/2"	8000	3/4"		70			DS60LR70	
6"	3"	3-1/2"	8000	1"		71			DS60LR71	
8"	2"	2-3/16"	2300	1-3/16"						DS80JR84
		2-7/16"		1/2"	92~	60	12, 56		DS80JR**	
				5/8"	02					
				3/4"	04,09			11, 57		B1, B5
8"	2-1/2"	2-3/4"	4000	1-15/16"						DS80KR85
		3"		3/4"	93~	89			DS80KR**	
				1"	23			B7		
				1-1/4"	25					
8"	2-1/2"	3"	4000	3/4"		70			DS80KR70	
8"	2-1/2"	3-1/4"	4000	1-15/16"						DS80QR85
		3-1/2"		3/4"	93~	69			DS80QR**	
				1"	24	71P		B8		
				1-1/4"	26					
8"	3"	3-1/4"	6000	1-15/16"						DS80LR85
		3-1/2"		3/4"	93~	69			DS80LR**	
				1"	24	71P	58	B8		
				1-1/4"	26					
8"	3"	3-1/2"	6000	3/4"		65			DS80LR65	
8"	3"	3-1/2"	6000	1"		67			DS80LR67	
8"	3"	3-1/2"	10000	3/4"		70			DS80LR70	
8"	4"	4-1/4"	10000	2-7/16"						DS80NR86
		4-9/16"		1-1/4"	31				DS80NR31	
				1-1/2"	33					
				1"						
8"	4"	4-9/16"	17000	1-1/4"		74			DS80NR74	
8"	4"	4-9/16"	10000	1"		67			DS80NR67	
10"	2-1/2"	2-3/4"	4500	1-15/16"						DS10KR85
		3"		3/4"	93~	89			DS10KR**	
				1"	23			B7		
				1-1/4"	25					
10"	2-1/2"	3"	4500	3/4"		70			DS10KR70	
10"	2-1/2"	3-1/4"	4500	1-15/16"						DS10QR85
		3-1/2"		3/4"	93~	69			DS10QR**	
				1"	24	71P	58	B8		
				1-1/4"	26					
10"	3"	3-1/4"	6000	1-15/16"						DS10LR85
		3-1/2"		3/4"	93~	69			DS10LR**	
				1"	24	71P	58	B8		
				1-1/4"	26					
10"	3"	3-1/2"	10000	3/4"		70			DS10LR70	
10"	3"	3-1/2"	10000	1"		71			DS10LR71	
10"	4"	4-1/4"	10000	2-7/16"						DS10NR86
		4-9/16"		1-1/4"	31				DS10NR31	
				1-1/2"	33					
				1"						
10"	4"	4-9/16"	10000	1"		67			DS10NR67	
10"	4"	4-9/16"	17000	1-1/4"		74			DS10NR74	
12"	3"	3-1/4"	6000	1-15/16"						DS12LR85
		3-1/2"		3/4"	93~	69			DS12LR**	
				1"	24	71P	58	B8		
				1-1/4"	26					
12"	3"	3-1/4"	10000	3/4"		70			DS12LR70	
12"	3"	3-1/4"	10000	1"		71			DS12LR71	
12"	3-1/2"	4-1/4"	10000	1-1/4"		74			DS12MR74	
12"	4"	4-9/16"	17000	1-1/4"		74			DS12NR74	
14"	3"	3-1/4"	6000	1-15/16"						DS14LR85
		3-1/2"		3/4"	93~	69			DS14LR**	
				1"	24	71P	58	B8		
				1-1/4"	26					
14"	3"	3-1/2"	10000	1-1/4"		71			DS14LR71	

~including
spanner
bushing



ENERGY SAVER DUCTILE™

- Various bearings options for optimal performance at different applications
- Temperature range: -45°F to 800°(with bronze bearing)
- Extra thick walled, heavy-duty core, hub and tread face
- Tensile Strength of 45,000 PSI
- Slightly crowned tread

CD WHEELS • CAPACITY 10000

CD10LR71



CD40JR04



Wheel Diameter	Tread Width	Hub Length	Lead Capacity	Bore I.D.	Replace ** with desired bearing code					Part Number
					Roller BRG	Tapered Roller BRG	Sealed Ball BRG	Delrin BRG	Bronze BRG	
4"	2"	2-3/16"	1500	1-3/16"						CD40JR84
		2-7/16"		1/2"	92~		60	12,56		CD40JR**
				5/8"	02					
				3/4"	04,09			11,57	B1, B5	
5"	2"	2-3/16"	1500	1-3/16"						CD50JR84
		2-7/16"		1/2"	92~		60	12,56		CD50JR**
				5/8"	02					
				3/4"	04,09			11,57	B1, B5	



Wheel Diameter	Tread Width	Hub Length	Lead Capacity	Bore I.D.	Replace ** with desired bearing code					Part Number
					Roller BRG	Tapered Roller BRG	Sealed Ball BRG	Delrin BRG	Bronze BRG	
6"	2"	2-3/16"	2000	1-3/16"						CD60JR84
		2-7/16"		1/2"	92~		60	12,56		CD60JR**
				5/8"	02					
				3/4"	04,09			11,57	B1, B5	
6"	2"	2-7/16"	2000	3/4"		70			CD60JR70	
6"	2"	2-7/16"	2000	1/2"		73			CD60JR73	
6"	2-1/2"	2-3/4"	3500	1-15/16"						CD60KR85
		3"		3/4"	93~		89			CD60KR**
				1"	23				B7	
				1-1/4"	25					
6"	2-1/2"	3"	3500	1"		71			CD60KR71	
6"	2-1/2"	3"	3500	3/4"		70			CD60KR70	
6"	2-1/2"	3-1/4"	3500	1-15/16"						CD60QR85
		3-1/2"		3/4"	93~		69			CD60QR**
				1"	24		71P		B8	
				1-1/4"	26					
6"	3"	3-1/4"	6000	1-15/16"						CD60LR85
		3-1/2"		3/4"	93~		69			CD60LR**
				1"	24		71P		B8	
				1-1/4"	26					
6"	3"	3-1/2"	10000	3/4"			5P		CD60LR5P	
6"	3"	3-1/2"	10000	3/4"		70			CD60LR70	
6"	3"	3-1/2"	10000	1"		71			CD60LR71	
8"	2"	2-3/16"	2000	1-3/16"						CD80JR84
		2-7/16"		1/2"	92~		60	12,56		CD80JR**
				5/8"	02					
				3/4"	04,09			11,57	B1, B5	
8"	2"	2-7/16"	2000	3/4"		70			CD80JR70	
8"	2-1/2"	2-3/4"	4000	1-15/16"						CD80KR85
		3"		3/4"	93~		89			CD80KR**
				1"	23				B7	
				1-1/4"	25					
8"	2-1/2"	3-1/4"	4000	1-15/16"						CD80QR85
		3-1/2"		3/4"	93~		69			CD80QR**
				1"	24		71P		B8	
				1-1/4"	26					
8"	2-1/2"	3"	4000	3/4"		70			CD80KR70	
8"	3"	3-1/4"	6000	1-15/16"						CD80LR85
		3-1/2"		3/4"	93~		69			CD80LR**
				1"	24		71P		B8	
				1-1/4"	26					
8"	3"	3-1/2"	10000	3/4"		70			CD80LR70	
8"	3"	3-1/2"	10000	1"		71			CD80LR71	
10"	3"	3-1/4"	7000	1-15/16"						CD10LR85
		3-1/2"		3/4"	93~		69			CD10LR**
				1"	24		71P		B8	
				1-1/4"	26					
10"	3"	3-1/2"	10000	3/4"		70			CD10LR70	
10"	3"	3-1/2"	10000	1"		71			CD10LR71	
12"	3"	3-1/4"	8000	1-15/16"						CD12LR85
		3-1/2"		3/4"	93~		69			CD12LR**
				1"	24		71P		B8	
				1-1/4"	26					
12"	3"	3-1/2"	10000	3/4"		70			CD12LR70	
12"	3"	3-1/2"	10000	1"		71			CD12LR71	

~including
spanner
bushing



DROP FORGED STEEL

- Variety of bearing options for optimal performance at different applications
- Temperature range: up to 1,300 °F with bronze bearing
- Drop forged from ASTM1045 high carbon steel
- Tensile strength of 60,000PSI
- Hardness: Rockwell 89-93 B



FS80NX33



FS12LS74



FS WHEELS • CAPACITY 20000

Wheel Diameter	Tread Width	Hub Length	Load Capacity	Bore I.D.	Tread Patter(+)	Replace ** with desired bearing code					Part Number
						Roller BRG	Tapered Roller BRG	Prec. Ball BRG	Delrin BRG	Bronze BRG	
4"	2" (Straight-sided)	2"	2500	1-3/16"	Flat						MS40JS84
		2-1/4"		1/2"		92~		12, 56		MS40JS**	
				5/8"		02					
				3/4"		04,09		11, 57	B1, B5		
4"	3"	3-1/4"	6000	1-15/16"	Flat						FS40LS85
		3-1/2"		3/4"		93~		69		FS40LS**	
				1"		24		71P	58		B8
				1-1/4"		26					
5"	2"	2-3/16"	2500	1-3/16"	Flat						FS50JS84
		2-7/16"		1/2"		92~		60	12, 56		FS50JS**
				5/8"		02					
				3/4"		04,09		11, 57	B1, B5		



Wheel Diameter	Tread Width	Hub Length	Load Capacity	Bore I.D.	Tread Pattern(+)	Replace ** with desired bearing code					Part Number	
						Roller BRG	Tapered Roller BRG	Prec. Ball BRG	Delrin BRG	Bronze BRG		
6"	2"	2-3/16"	2500	1-3/16"	Flat						FS60JS84	
		2-7/16"		1/2"		92~		60	12, 56		FS60JS**	
				5/8"		02						
				3/4"		04,09			11, 57	B1, B5		
6"	2"	2-3/16"	8000	45mm	Flat					FS60JS45		
6"	2"	2-7/16"	3000	1/2"	Flat			63			FS60JS63	
6"	2"	2-7/16"	3000	3/4"	Flat		70				FS60JS70	
6"	2"	2-7/16"	4000	1/2"	Crown			4P			FS60JS4P	
6"	3"	3-1/4"	8000	1-15/16"	Flat						FS60LS85	
		3-1/2"		3/4"	Flat	93~		69			FS60LS**	
				1"	Flat	24		71P	58	B8		
				1-1/4"	Flat	26						
6"	3"	3-1/2"	8000	3/4"	Flat			65			FS60LS65	
6"	3"	3-1/2"	12000	3/4"	Flat		79				FS60LS79	
6"	3"	3-1/2"	13000	1-1/4"	Flat		74				FS60LS74	
6"	3"	3-1/2"	11000	1"	Flat		71	7P			FS60LS**	
6"	3"	3-1/4"	9000	2-7/16"	Flat						FS60LS86	
		3-1/2"		1"		94~					FS60LS94	
				1-1/4"		27					FS60LS27	
				1-1/2"		28					FS60LS28	
6"	3"	3-1/2"	13000	3/4"	Crown			5P			FS60LX5P	
6"	3"	3-1/2"	12000	1"	Crown		71				FS60LX71	
8"	2"	2-3/16"	3000	1-3/16"	Flat						FS80JS84	
		2-7/16"		1/2"		92~		60	12, 56		FS80JS**	
				5/8"		02						
				3/4"		04,09			11, 57	B1, B5		
8"	2"	2-7/16"	3000	1/2"	Flat			63			FS80JS63	
8"	2"	2-7/16"	4000	3/4"	Flat		70				FS80JS70	
				1/2"		73					FS80JS73	
8"	2"	2-7/16"	4000	1/2"	Crown			4P			FS80JX4P	
8"	3"	3-1/4"	8000	1-15/16"	Flat						FS80LS85	
		3-1/2"		3/4"	Flat	93~		69			FS80LS**	
				1"	Flat	24		71P	58	B8		
				1-1/4"	Flat	26						
8"	3"	3-1/4"	9000	2-7/16"	Flat						FS80LS86	
		3-1/2"		1"		94~					FS80LS94	
				1-1/4"		27					FS80LS27	
				1-1/2"		28					FS80LS28	
8"	3"	3-1/2"	8000	3/4"	Flat			65			FS80LS65	
8"	3"	3-1/2"	8000	3/4"	Flat		79				FS80LS79	
8"	3"	3-1/2"	12000	1"	Flat		71				FS80LS71	
8"	3"	3-1/2"	12000	3/4"	Crown			5P			FS80LX5P	
8"	3"	3-1/2"	12000	1"	Crown		71				FS80LX71	
8"	4"	4-1/2"	11000	1-1/4"	Flat			68			FS80NS68	
8"	4"	4-1/2"	20000	1-1/4"	Flat			74			FS80NS74	
				1"		Crown			7P			FS80NX7P
				1-1/4"					9P			FS80NX9P
10"	3"	3-1/4"	8000	1-15/16"	Flat						FS10LS85	
		3-1/2"		3/4"	Flat	93~		69			FS10LS**	
				1"	Flat	24		71P	58	B8		
				1-1/4"	Flat	26						
10"	3"	3-1/2"	8000	1"	Flat						FS10LS66	
10"	3"	3-1/2"	8000	3/4"	Flat		70				FS10LS70	
10"	3"	3-1/2"	12000	1"	Flat		71				FS10LS71	
10"	3"	3-1/2"	10000	3/4"	Crown			5P			FS10LX5P	
10"	3"	3-1/2"	12000	1"	Crown		71				FS10LX71	
10"	4"	4-1/2"	20000	1-1/4"	Flat		74				FS10NS74	
10"	4"	4-1/2"	18000	1-1/4"	Flat			8P			FS10NS8P	
10"	4"	4-1/2"	18000	1"	Crown			7P			FS10NX7P	
10"	4"	4-1/2"	18000	1-1/4"	Crown			8P			FS10NX8P	
12"	3"	3-1/2"	12000	1"	Flat		71				FS12LS71	
12"	3"	3-1/2"	15000	1-1/4"	Flat		74				FS12LS74	
12"	4"	4-1/2"	20000	1-1/4"	Flat		74				FS12NS74	

*Machined Solid Steel Straight Sided 4x2 wheel

~including spanner bushing



U-GROOVE WHEEL

- Precisely machined from 1045 Carbon Steel for 1-1/2" to 1-5/8 pipe gauge
- Equipped with sealed precision bearing
- Long lasting lustrous zinc finish
- Temperature range -40°F - 180°F
- Hardness HB220

UG502319



Wheel Daimeter	Tread Width	Hub Length	Load Capacity	Bore I.D.	Groove Width	Groove Depth	Part Number
5"	2-5/16"	2-9/16"	6000	5/8"	1-21/32"	7/8"	UG502319

STAINLESS V-GROOVE WHEEL

- Include stainless sealed precision ball Bearings
- S304 steel machined wheel

TV60JT63

TV50JT63

TV40JT63



Wheel Daimeter	Tread Width	Hub Length	Load Capacity	Bore I.D.	Groove Width	Part Number
4"	2"	2-7/16"	1500	1/2"	7/8"	TV40JT72
5"	2"	2-7/16"	1600	1/2"	7/8"	TV50JT72
6"	2"	2-7/16"	1800	1/2"	7/8"	TV60JT72

Stainless Solid Steel Wheel

- Include stainless sealed precision ball Bearings
- S304 steel machined wheel

TS40JS63



Wheel Daimeter	Tread Width	Hub Length	Load Capacity	Bore I.D.	Part Number
4"	2"	2-7/16"	1500	1/2"	TS40JS72

UG,TV,TS WHEELS • CAPACITY 6000



MAXROK™ V-GROOVE

- Temperature range -45° F to +250° F
- Durometer Shore D 85 (+/- 5)
- Glass filled nylon molded

MV40HT03

MV40JT60



Wheel Diameter	Tread Width	Hub Length	Load Capacity	Groove Width	Bore I.D.	Replace ** with desired bearings code					Part Number
						Roller BRG	Stainless Roll BRG	Precision Ball BRG	Stainless Pre. Ball BRG	Delrin BRB	
4"	1-1/2"	1-5/8"	600	7/8"	1-3/16"						MV40HT84
		1-7/8"			1/2"	92~		6M		12,56	MV40HT**
					5/8"	01				11,57	
					3/4"	03					
4"	2"	2-3/16"	800	7/8"	1-3/16"						MV40JT84
		2-7/16"			1/2"	92~		60	6S	12, 56	MV40JT**
					5/8"	02					
					3/4"	04, 09	05			11, 57	

~including spanner bushing

IRONMAN™ V-GROOVE

- Temperature range: -40°F to 250°F, enduring sharp temperature changes
- Equipped with 6205 Pre. Ball Bearings for its maximum performance
- Compression molded polymer to its maximum strength
- Rust free and smooth in operation
- Durometer: Shore D 78-82

NV60JT4P

NV40JT4P



Wheel Diameter	Tread Width	Hub Length	Load Capacity	Bore I.D.	Groove Width	Part Number
4"	2"	2-7/16"	2200	1/2"	7/8"	NV40JT4P
5"	2"	2-7/16"	2200	1/2"	7/8"	NV50JT4P
6"	2"	2-7/16"	2200	1/2"	7/8"	NV60JT4P
8"	2"	2-7/16"	2200	1/2"	7/8"	NV80JT4P

MV/G,NV WHEELS • CAPACITY 2200



CAST IRON V-GROOVE

- V-Groove is precisely machined 90°, with relief groove
- Temperature range -45°F to +300°F
- Tensile strength of 30,000 PSI



VG WHEELS • CAPACITY 3500

Wheel Diameter	Tread Width	Hub Length	Load Capacity	Bore I.D.	Groove Width	Replace ** with desired bearing code				Part Number
						Rollger BRG	Sealed Ball BRG	Delrin BRG	Bronze BRG	
3"	1-1/4"	1-5/8"	350	1/2"	7/8"					VG30GT83
3"	1-1/2"	1-5/8"	375	1-3/16"	7/8"					VG30HT84
		1-7/8"		1/2"		92~	6M	12.56		VG30HT**
				5/8"		01				
4"	1-1/2"	1-5/8"	350	3/4"	7/8"			11.57		VG40HT84
		1-7/8"		1-3/16"		92~	6M	12.56		VG40HT**
				1/2"		01				
4"	2"	2-3/16"	600	5/8"	7/8"					VG40JT84
		2-7/16"		3/4"		03		11.57		VG40JT**
				1-3/16"		92~	60	12.56		
5"	2"	2-3/16"	900	1/2"	7/8"	04.09		11.57	B1.B5	VG50JT84
		2-7/16"		3/4"		92~	60	12.56		VG50JT**
				5/8"		02				
6"	2"	2-3/16"	1000	3/4"	7/8"					VG60JT84
		2-7/16"		1-3/16"		92~	60	12.56		VG60JT**
				1/2"		02				
6"	2-1/2"	2-3/4"	2500	5/8"	7/8"	04.09		11.57	B1.B5	VG60KT85
		3"		1-15/16"		93~	89			VG60KT**
				3/4"		23		58	B7	
6"	2-1/2"	3-1/4"	2500	1"	7/8"					VG60QT85
		3"		1-1/4"		93~	69			VG60QT**
				1-15/16"		24	71P		B8	
6"	3"	3-1/4"	3500	1-1/4"	7/8"					VG60LT85
		3"		3/4"		93~	69			VG60LT**
				1"		24	71P		B8	
6"	3"	3-1/4"	3500	1-1/4"	1-3/8"					VG60LW85
		3"		1-15/16"		93~	69			VG60LW**
				3/4"		24	71P		B8	
8"	2"	2-3/16"	1200	1"	7/8"					VG80JT84
		2-7/16"		1-3/16"		92~	60	12.56		VG80JT**
				1/2"		02				
8"	2-1/2"	2-3/4"	2500	5/8"	7/8"	04.09		11.57	B1.B5	VG80KT85
		3"		3/4"		93~	89			VG80KT**
				1"		23		58	B7	
8"	2-1/2"	3-1/4"	2500	1-1/4"	7/8"					VG80QT85
		3"		1-15/16"		93~	69			VG80QT**
				3/4"		24	71P		B8	
8"	3"	3-1/4"	3500	1"	7/8"					VG80LT85
		3"		1-15/16"		93~	69			VG80LT**
				3/4"		24	71P		B8	
8"	3"	3-1/4"	3500	1-1/4"	1-3/8"					VG80LW85
		3"		1-15/16"		93~	69			VG80LW**
				3/4"		24	71P		B8	
10"	3"	3-1/4"	3500	1"	7/8"					VG10LT85
		3"		1-15/16"		93~	69			VG10LT**
				3/4"		24	71P		B8	
10"	3"	3-1/4"	3500	1-1/4"	1-3/8"					VG10LW85
		3"		1-15/16"		93~	69			VG10LW**
				3/4"		24	71P		B8	

~including spanner bushing



DUCTILE V-GROOVE

- 7/8" Groove width to fit 1" angle iron, 1-3/8" groove width to fit 1-1/2" angle iron
- Made out of Ductile Iron, Extra thick walled, Heavy-duty core, hub and tread
- Variety of bearing options for optimal performance at different application
- Temperature range: -45°F to 800°F (with bronze bearing)
- Precisely machined 90°V-Groove with relief groove
- Tensile Strength of 45,000PSI

DV10LT70



DV WHEELS • CAPACITY 5000

Wheel Diameter	Tread Width	Hub Length	Load Capacity	Bore I.D.	Groove Width	Replace ** with desired bearings code					Part Number		
						Roller BRG	Tapered Roller BRG	Sealed Ball BRG	Delrin BRG	Bronze BRG			
4"	1-1/2"	1-5/8"	1200	1-3/16"	7/8"			6M	12,56		DV40HT84		
		1/2"											
		5/8"		03								DV40HT**	
4"	2"	1-7/8"	1500	3/4"	7/8"				11,57		DV40HT84		
		2-3/16"		1-3/16"									
		1/2"		92~			60	12,56				DV40JT**	
4"	2"	2-7/16"	1500	5/8"	7/8"								
		3/4"		02									
		1-3/16"		04,09				11,57	B1,B5			DV60JT84	
6"	2"	2-3/16"	1500	1-3/16"	7/8"								
		1/2"		92~			60	12,56					
		5/8"		02								DV60JT**	
6"	2"	2-7/16"	1500	3/4"	7/8"				11,57	B1,B5			
		1-3/16"											
		1/2"											
6"	2"	2-3/4"	1500	2-3/4"	7/8"			63			DV60JT63		
		1-15/16"										DV60KT85	
		3/4"		93~			89						
6"	2-1/2"	3"	3500	1"	7/8"					B7	DV60KT**		
				1-1/4"		23							
				3/4"		25							
6"	2-1/2"	3"	3500	3/4"	7/8"		70				DV60KT70		
				1"		71						DV60KT71	
				1-15/16"									DV60QT85
6"	2-1/2"	3-1/4"	3500	3/4"	7/8"								
		1"		93~			69						
		1-1/4"		24			71P		B8			DV60QT**	
6"	3"	3-1/2"	5000	1"	7/8"								
		1-15/16"										DV60LT85	
		3/4"		93~			69						
6"	3"	3-1/2"	5000	1"	7/8"					B8	DV60LT**		
		1-1/4"		24			71P						
		3/4"		26									
6"	3"	3-1/2"	5000	3/4"	7/8"		70				DV60LT70		
		1"		71							DV60LT71		
		1-15/16"										DV60LW85	
6"	3"	3-1/2"	5000	3/4"	1-3/8"			69					
		1"		93~			71P		B8				
		1-1/4"		24								DV60LW**	
6"	3"	3-1/2"	5000	1"	1-3/8"		70				DV60LW70		
		3/4"		71							DV60LW71		
		1-15/16"										DV80KT85	
8"	2-1/2"	3"	3500	3/4"	7/8"			89					
				1"		93~				B7			
				1-1/4"		23							DV80KT**
8"	2-1/2"	3"	3500	3/4"	7/8"		70				DV80KT70		
				1-15/16"									DV80QT85
				3/4"		93~		69					
8"	2-1/2"	3-1/2"	3500	1"	7/8"			71P		B8	DV80QT**		
				1-1/4"		24							
				3/4"		26							
8"	2-1/2"	3"	3500	3/4"	7/8"		70				DV80QT70		
				1-15/16"									DV80LT85
				3/4"		93~		69					
8"	3"	3-1/2"	5000	1"	7/8"			71P		B8	DV80LT**		
		1-1/4"		24									
		3/4"		26									
8"	3"	3-1/2"	5000	3/4"	7/8"		70				DV80LT70		
		1"		71							DV80LT71		
		1-15/16"										DV80LW85	
8"	3"	3-1/2"	5000	3/4"	1-3/8"			69					
		1"		93~			71P		B8				
		1-1/4"		24								DV80LW**	
8"	3"	3-1/2"	5000	3/4"	1-3/8"		70				DV80LW70		
		1"		71							DV80LW71		
		1-15/16"										DV10LT85	
10"	3"	3-1/2"	7000	3/4"	7/8"			69					
		1"		93~			71P		B8				
		1-1/4"		24								DV10LT**	
10"	3"	3-1/2"	7000	3/4"	7/8"		70				DV10LT70		
		1"		71							DV10LT71		
		1-15/16"										DV10LW85	
10"	3"	3-1/2"	7000	3/4"	1-3/8"			69					
		1"		93~			71P		B8				
		1-1/4"		24								DV10LW**	
10"	3"	3-1/2"	7000	3/4"	1-3/8"		70				DV10LW70		
		1"		71									
		1-15/16"											

~ includes spanner



FORGED AND SOLID STEEL V-GROOVE WHEEL

- 1-3/8" Groove fits 1-1/2" angle iron, 1-3/4" groove fits 1-3/4" to 2" angle iron
- Variety of bearing options for optimal performance at different applications
- Precisely machined 90° V-Groove with relief groove
- Temperature range: up to 1,300° with bronze bearing
- Drop forged from ASTM1045 high carbon steel
- Hardness: Rockwell B 89-93
- Tensile strength of 70,000PSI



Wheel Diameter	Tread Width	Hub Length	Load Capacity	Bore I.D.	Groove Width	Replace ** with desired bearing code				Part Number	
						Roller BRG	Tapered Roller BRG	Sealed Ball BRG	Bronze BRG		
4"	1-13/16"	2"	3000	1-3/16"	7/8"					SV40IT84	
				3/4"		36		B1,B5	SV40IT**		
				1/2"			60		SV40JI60		
4"	1-13/16"	2"	3000	1/2"	7/8"			14		SV40JI14	
				5/8"				19		SV40JI19	
6"	1-13/16"	2"	5000	1/2"	7/8"			60	14	SV60JI14	
				5/8"				19		SV60JI19	
6"	1-13/16"	2"	5000	1-3/16"	7/8"					SV60JI84	
				3/4"		04		B1,B5	SV60JI**		
				1/2"				60		SV60JI60	
6"	3"	3-1/4"	7000	1-15/16"	1-3/8"					FV60LW85	
		3-1/2"		3/4"		93~		69	B8	FV60LW**	
				1"		24		71P			
				1-1/4"		26					
6"	3"	3-1/2"	10000	1"	1-3/8"		71			FV60LW71	
				1-1/4"			74			FV60LW74	
				1"				7P		FV60LW7P	
8"	2"	3-1/2"	6000	1-3/16"	1-3/8"					FV80JT84	
				3/4"		04		B1,B5	FV80JT**		
				1/2"				60		FV80JT60	
8"	3"	3-1/2"	10000	3/4"	1-3/8"	36		B1,B5	FV80LW**		
8"	3"	3-1/4"	7000	1-15/16"	1-3/8"					FV80LW85	
		3-1/2"		3/4"		93~		69	B8	FV80LW**	
				1"		24		71P			
				1-1/4"		26					
8"	3"	3-1/4"	8000	2-7/16"	1-3/8"					FV80LW86	
		3-1/2"		1"		94~			FV80LW**		
				1-1/4"		27					
				1-1/2"		28					
8"	3"	3-1/2"	10000	1"	1-3/8"		71			FV80LW71	
8"	4"	4-1/2"	10000	1-1/4"	1-3/8"		74				FV80NW74
		4-1/4"		1-1/2"		1-3/4"	33			FV80NX33	
10"	3"	3-1/2"	12000	1-1/4"	1-3/8"		74			FV10LW74	
10"	4"	4-1/4"	15000	1-1/4"	1-3/4"		74			FV10NX74	

SV WHEELS • CAPACITY 15000



Single Flanged WHEEL

- Machined flanged and tread for exceptionally low rolling resistance
- Equipped with precision ball bearings, and grease fitting
- Made of different material for a variety of applications

FT: Forged steel machined

Temperature Range -150°F to 1200°F (with bronze bearing)

FC: Cast iron with excellent rolling resistance

Temperature Range -150°F to 600°F (with bronze bearing)

FN: Compressed cast nylon with high impact resistance and best friction resistance, lowest operating noise

Temperature Range -15°F to 175°F

FT35635



FC8L8034



FN6J5012



Wheel Diameter Excluding Flange	Wheel Diameter Including Flange	Wheel width Including Flange	Wheel width Excluding Flange	Hub Length	Load Capacity	Bore I.D.	Part No.	Bearings	Qty of Bearings
A	C	J	K	H					
3 1/2"	4-1/8"	1 7/16"	1 7/8"	2 1/2"	2200	1/2"	FT3J3012	6203	2
4"	5"	1-25/32"	1-13/32"	2-7/16"	3000	1/2"	FC4J504P	6205	2
5"	6"	1-25/32"	1-13/32"	2-7/16"	2000	1/2"	FC5J504P	6205	2
6"	6-7/8"	1-25/32"	1-13/32"	2-7/16"	2500	1/2"	FC6J504P	6205	2
8"	9"	1-25/32"	1-13/32"	2-7/16"	3000	1/2"	FC8J504P	6205	2
8"	9"	3-1/8"	2-11/32"	3-1/2"	6000	3/4"	FC8L805P	6205	4
8"	9"	3-1/8"	2-11/32"	3-1/2"	6000	1"	FC8L8P10	6208	4
3-1/2"	4-1/8"	1-7/16"	1-7/8"	2 7/16"	2200	1/2"	FN3J504P	6205	2
4"	5"	1-25/32"	1-13/32"	2-7/16"	2200	1/2"	FN4J504P	6205	2
5"	6"	1-25/32"	1-13/32"	2-7/16"	2200	1/2"	FN5J504P	6205	2
6"	6-7/8"	1-25/32"	1-13/32"	2-7/16"	2200	1/2"	FN6J504P	6205	2
8"	9"	1-25/32"	1-13/32"	2-7/16"	2200	1/2"	FN8L5P4P	6205	2
8"	9"	3-1/8"	2-11/32"	3-1/2"	5000	3/4"	FN8L8P5P	6205	4
8"	9"	3-1/8"	2-11/32"	3-1/2"	5500	1"	FN8L8P10	6208	4
8"	9"	3-1/8"	2-11/32"	3-1/2"	5500	1-1/4"	FN8L908P	6208	4

FT/FC/FN WHEELS • CAPACITY 6000

FOAM-FILLED PNEUMATIC WHEEL

- Micro-cellular polyurethane foam filled in the tire
- Flat free and excellent wearing resistance

FF6C5TP3

FF0D4OP2



PNEUMATIC WHEELS • CAPACITY 650

Wheel Daimeter	Tire Size/ Type	Load Cap.	Tread Pattern	Ply	Hub Length	Hub Design	Hub type	Bore I.D.	Color Tire/Rim	Bearing Type	Part #
6.2"	2"	200	Saw tooth	4	2-1/2"	Centered	2	1/2"	Black/Zinc	Sealed Ball Bearing	FF60JB60
8.5"	280-4	220	Saw tooth	4	3-3/16"	Centered	3	3/4"	Black/Zinc	Sealed Ball Bearing	FF8A4CP3
10"	4.10/3.50-4	350	Saw tooth	4	4"	Centered	3	3/4"	Black/Zinc	Sealed Ball Bearing	FF0D4CP3
10"	4.10/3.50-4	350	Saw tooth	4	2-1/4"	Offset	3	5/8"	Black/Zinc	Sealed Ball Bearing	FF0D4OP2
10"	4.10/3.50-4	350	Saw tooth	4	2-1/4"	Offset	3	3/4"	Black/Zinc	Sealed Ball Bearing	FF0D4OP3
12"	4.10/3.50-6	500	Saw tooth	4	4"	Centered	1	3/4"	Black/White	Sealed Ball Bearing	FF2D6TP3
12"	4.10/3.50-6	500	Saw tooth	6	4"	Centered	1	3/4"	Black/White	Sealed Ball Bearing	FP2D6TP3
15.4"	4.80/3.50-6	650	Stud	6	3"	Centered	1	3/4"	Black/White	Sealed Ball Bearing	FF6C5TP3

GRAY FOAM-FILLED PNEUMATIC

- Available in zinc, brass and different color coating steel rim
- Butyl rubber inner tube for longer air inflation

FF8F4Y53



Wheel Daimeter	Tire Size/ Type	Load Cap.	Tread Pattern	Ply	Air Pressure	Hub Length	Hub Design	Hub type	Bore I.D.	Color Tire/Rim	Bearing Type	Part #
8.5"	280-4	220	Saw tooth	4	50	3-3/16"	Centered	3	3/4"	Gray/Zinc	Sealed Ball Bearing	FF8A4Y53
9"	280-4	220	Saw tooth	4	50	3-3/16"	Centered	3	3/4"	Gray/Zinc	Flanged Ball Bearing	FF8G4Y53
10"	4.10/3.50-4	350	Saw tooth	4	50	4"	Centered	3	3/4"	Gray/Zinc	Flanged Ball Bearing	FF0D4Y53



GRAY PNEUMATIC

- Available in zinc, brass and different color coating steel rim
- Butyl rubber inner tube for longer air inflation

FP5B4Y53

FP0D4Y53



Wheel Daimeter	Tire Size/ Type	Load Cap.	Tread Pattern	Ply	Air Pressure	Hub Length	Hub Design	Hub type	Bore I.D.	Color Tire/Rim	Bearing Type	Part #
8.5"	250-4	220	lug	4	50	3"	Centered	3	1-3/8"	Gray/Zinc		FP5B4Y95
						3-1/4"			1/2"	Gray/Zinc	Sealed Ball Bearing	FP5B4YP1
									5/8"	Gray/Zinc	Sealed Ball Bearing	FP5B4YP2
									3/4"	Gray/Zinc	Sealed Ball Bearing	FP5B4YP3
8.5"	280-4	220	Saw tooth	4	50	3-3/16"	Centered	3	3/4"	Gray/Zinc	Sealed Ball Bearing	FP8A4Y53
9"	280-4	220	Saw tooth	4	50	3-3/16"	Centered	3	3/4"	Gray/Zinc	Flanged Ball Bearing	FF8F4Y53
9"	280-4	220	Saw tooth	4	50	2-1/4"	Offset	3	1/2"	Gray/Zinc	Flanged Ball Bearing	FF8F4D51
9"	280-4	220	Saw tooth	4	50	3-3/16"	Centered	3	3/4"	Gray/Brass	Sealed Ball Bearing	FP8F4FP3
10"	4.10/3.50-4	350	Saw tooth	4	50	4"	Centered	3	3/4"	Gray/Zinc	Flanged Ball Bearing	FP0D4Y53

BLACK POLYURETHANE FILLED PNEUMATIC

- Polyurethane resin is pumped into pneumatic tire to replace air with a resilient
- Powder coated steel rim

FU80WC38



Wheel Daimeter	Tire Size/ Type	Load Cap.	Tread Pattern	Ply	Hub Length	Hub Design	Rim	Bore I.D.	Color Tire/ Rim	Bearing Type	Part #
8.5"	280-4	220	Saw tooth	4	3-3/16"	Centered	1	3/4"	Black/white	Sealed Ball Bearing	FU8A4CP3
										Roller Bearings	FU8A4C38
10"	4.10/3.50-4	350	Saw tooth	4	4"	Centered	1	3/4"	Black/white	Flanged Ball Bearing	FU0D4CP3
										Roller Bearings	FU0D4C40



BLACK PNEUMATIC

- Available in zinc, brass and different color coating steel rim
- Butyl rubber inner tube for longer air inflation



PNEUMATIC WHEELS • CAPACITY 650

Wheel Dai	Tire Size/Type	Load Cap.	Tread Pattern	Ply	Air Pressure	Hub Length	Hub Design	Hub type	Bore I.D.	Color-Tire/Rim	Bearing Type	Part #
6.2"	2"	200	Sawtooth	4	30	2-1/2"	Centered	2	1/2"	Black/Zinc	Sealed Ball Bearing	FP60JB60
6.2"	2"	200	Sawtooth	4	30	2-1/4"	Offset	2	1/2"	Black/Zinc	Sealed Ball Bearing	FP60JO60
8.5"	250-4	220	lug	4	50	2-1/2"	Centered	3	3/4"	Black/Zinc	Sealed Ball Bearing	FP5B1CP3
											Flanged Ball Bearing	FP5B1C53
8.5"	280-4	220	Sawtooth	4	50	3-3/16"	Centered	3	1/2"	Black/Zinc	Flanged Ball Bearing	FP8A4C51
									1/2"		Sealed Ball Bearing	FP8A4CP1
									5/8"		Sealed Ball Bearing	FP8A4CP2
									3/4"		Sealed Ball Bearing	FP8A4CP3
8.5"	284-4	220	Sawtooth	4	50	3-3/16"	Centered	3	3/4"	Black/Brass	Sealed Ball Bearing	FP8F4FP3
9"	280-4	250	Sawtooth	4	50	3-3/16"	Centered	3	1-3/8"	Black/Zinc	Plain bore	FP8F4C95
									1/2"		Sealed Ball Bearing	FP8F4CP1
									3/4"		Sealed Ball Bearing	FP8F4CP3
									3/4"		Roller	FP8F4C38
9"	280-4	250	Sawtooth	4	50	2-1/4"	Offset	3	5/8"	Black/Zinc	Sealed Ball Bearing	FP8F4OP2
9"	280-4	250	Sawtooth	4	50	2-1/4"	Offset	3	5/8"	Black/Brass	Sealed Ball Bearing	FP8F4OP2
10"	4.10/3.50-4	350	Sawtooth	4	50	4"	Centered	3	1/2"	Black/Zinc	Flanged Ball Bearing	FP0D4C51
									3/4"		Flanged Ball Bearing	FP0D4C53
									3/4"		Sealed Ball Bearing	FP0D4CP3
									3/4"		Roller	FP0D4C40
10"	4.10/3.50-4	350	Sawtooth	4	50	2-1/4"	Offset	3	1-3/8"	Black/Zinc	Plain bore	FP0D4O95
									5/8"		Flanged Ball Bearing	FP0D4O52
									3/4"		Flanged Ball Bearing	FP0D4O53
									1/2"		Sealed Ball Bearing	FP0D4OP1
									5/8"		Sealed Ball Bearing	FP0D4OP2
									3/4"		Sealed Ball Bearing	FP0D4OP3
10"	4.10/3.50-4	350	Sawtooth	4	50	1.85"	Centered	3	5/8"	Black/Zinc	Sealed Ball Bearing	FP0D4SP2
10"	4.10/3.50-4	350	Sawtooth	4	50	2-1/4"	Offset	1	5/8"	Black/White	Flanged Ball Bearing	FP0D4W52
10.4"	4.10/3.50-4	350	Sawtooth2	4	50	2-1/4"	Offset	1	5/8"	Black/Almond	Sealed Ball Bearing	FP0E4E52
10"	4.10/3.50-4	350	Sawtooth	4	50	3-1/4"	Centered	1	1-3/8"	Black/Gray	Sealed Ball Bearing	FP0D4K95
									1/2"		Sealed Ball Bearing	FP0D4KP1
									5/8"		Sealed Ball Bearing	FP0D4KP2
									3/4"		Sealed Ball Bearing	FP0D4KP3
10"	4.10/3.50-4	500	Sawtooth	4	50	2-1/4"	Offset	3	1-3/8"	Black/Zinc	Plain bore	FP0H4O95
									1/2"		Sealed Ball Bearing	FP0H4OP1
									5/8"		Sealed Ball Bearing	FP0H4OP2
									3/4"		Sealed Ball Bearing	FP0H4OP3
10"	4.10/3.50-4	500	Sawtooth	4	50	4"	Centered	3	1-3/8"	Black/Zinc	Plain bore	FP0H4C95
									1/2"		Sealed Ball Bearing	FP0H4CP1
									5/8"		Sealed Ball Bearing	FP0H4CP2
									3/4"		Sealed Ball Bearing	FP0H4CP3
10"	4.10/3.50-4	350	Knobby	4	50	4"	Centered	1	3/4"	Black/Black	Sealed Ball Bearing	FP0P4CP3
10"	4.10/3.50-4	350	Knobby	4	50	4"	Offset	1		Black/White	Sealed Ball Bearing	FP0P4OP2
11.75"	13x6.5-6	320	Ribbed	4	30	3-1/4"	Offset	1	5/8"	Black/White	Sealed Ball Bearing	FP13R4P2
12"	4.10/3.50-6	500	Sawtooth	6	85	4"	Centered	1	3/4"	Black/White	Sealed Ball Bearing	FP2D6TP3
12"	4.10/3.50-6	500	Sawtooth	6	85	3-1/4"	Offset	1	3/4"	Black/Gray	Sealed Ball Bearing	FP2D6OP3
15.4"	4.80/3.50-6	650	Stud	6	50	3"	Centered	1	3/4"	Black/White	Sealed Ball Bearing	FP6C6TP3



EVER-ROLL™

- Available in Black and Gray tire, Zinc and Brass plated rim
- Made from closed cell Micro-cellular polyurethane foam
- Available in 3-pcs and 1-pcs metal hub
- Flat-Free and smooth cushioned ride
- Sawtooth tread

ER WHEELS • CAPACITY 520



Wheel Diameter	Tire Width	Hub Length	Hub Design	Load Capacity	Color	Tire Pattern	Rim Design	Bore I.D.	Replace ** with desired bearing code			Part #
									Roller BRG	Ball BRG	Sealed Ball BRG	
6"	2"	2-1/4"	Centered	150	Black/Zinc	Saw Tooth	2	1/2"		60		ER60JB60
6"	2"	2-1/4"	Centered	150	Gray/Zinc	Saw Tooth	2	1/2"		60		ER60JI60
6.25"	3"	3"	Centered	150	Black/White	Saw Tooth	2	3/4"	38			ER60LW38
8.1"	2"	2-3/8"	Centered	275	Black/Zinc	Saw Tooth	2	1/2"		51		ER80JB51
								5/8"		52		ER80JB52
								3/4"		53		ER80JB53
8"	3"	3-3/16"	Centered	275	Black/Gray	Saw Tooth	Plastic	3/4"		53		ER80CT53
8"	3"	3-3/16"	Centered	275	Black/Black	Saw Tooth	Plastic	1-3/8"				ER80CL95
								1/2"		51	P1	ER80CL**
								5/8"		52	P2	
								3/4"		53	P3	
8.9"	2-15/16"	3"	Centered	250	Black/Zinc	Saw Tooth	3	1-3/8"				ER80BC95
		3-3/16"						1/2"		51	P1	ER80BC**
								5/8"		52	P2	
								3/4"		53	P3	
8.9"	2-15/16"	3"	Centered	250	Gray/Zinc	Saw Tooth	3	1-3/8"				ER80GC95
		3-3/16"						1/2"		51	P1	ER80GC**
								5/8"		52	P2	
								3/4"		53	P3	
8.9"	2-15/16"	2-1/4"	Offset	250	Black/Zinc	Saw Tooth	3	5/8"		52	P2	ER80BO**
8.5"	2-1/2"	3-1/8"	Centered	250	Black/Zinc	Saw Tooth	3	3/4"		53		ER8ABC53
10.2"	3-1/8"	4"	Centered	280	Black/Zinc	Saw Tooth	3	1/2"		51	P1	ER10BC**
								3/4"		53	P3	
								1-3/8"				ER10BO95
10.2"	3-7/16"	2"	Offset	280	Black/Gray	Saw Tooth	1	5/8"			P2	ER10BOP2
10.2"	3-1/8"	2-1/4"	Offset	280	Black/Zinc	Saw Tooth	3	5/8"			P2	ER10BOP2-3
10.2"	3-1/8"	2-1/4"	Offset	280	Black/Zinc	Saw Tooth	3	3/4"			P3	ER10BOP3
10.5"	3-1/4"	3-1/4"	Centered	280	Black/Gray	Saw Tooth	Plastic	3/4"		53		ER10CT53
10.2"	3-1/8"	4"	Centered	280	Black/White	Saw Tooth	1	1/2"			P1	ER10CWP1
10.2"	3-1/8"	4"	Centered	280	Black/White	Saw Tooth	1	5/8"		52		ER10CW52
10.2"	3-1/8"	4"	Centered	280	Black/White	Saw Tooth	1	3/4"			P3	ER10CWP3
10.5"	3-1/4"	2-1/4"	Offset	280	Black/Gray	Saw Tooth	Plastic	5/8"		52	P2	ER10OT**
12"	1-3/4"	2-3/8"	Centered	150	Black/Black	Smooth	Plastic	1/2"		51		ER12IB51
12"	2-1/2"	2"	Centered	300	Black/Black	Stud	Plastic	1/2"			PB12	ER12KBPB12
11.75"	5"	5"	Centered	400	Black/White	Turf	1	5/8"		52		ER13BC52
13"	5"	5"	Centered	400	Black/White	Sawtooth	1	5/8"		52		ER13CWP3
15.5"	3-3/4"	3"	Centered	520	Black/White	Rib	1	3/4"			P3	ER16BCP3
16"	3-3/4"	3"	Centered	520	Black/White	Stud	1	3/4"			P3	ER16BBP3

*The Ever-Roll is not designed to sit with load.

1 = 1-PC welded
2 = 2-PC Bolt together
3 = 3-PC bolt together

ELASTORIDE™

- Balloon cushion rubber press on polyolefin core
- Light weight while excellent impact resistance
- Temperature range -40° F to +180° F
- Offset Hub for easy installation
- Non-marking Black or Gray tire
- Never deflate
- Shore A 75-80



Wheel Diameter	Tread Width	Offset Hub Length	Load Capacity	Bore I.D.	Color (tire/core)	Replace ** with Bearing Code		Part Number
						Flanged Ball BRG	Sealed Ball BRG	
8"	2"	2-1/4"	250	1-3/8"	Gray/Gray			RT80JI95
				1/2"		51	P1	RT80JI**
				5/8"		52	P2	
				3/4"		53	P3	
8"	2"	2-1/4"	250	1-3/8"	Black/Gray			RT80JZ95
				1/2"		51	P1	RT80JZ**
				5/8"		52	P2	
				3/4"		53	P3	
10"	2"	2-1/4"	300	1-3/8"	Gray/Gray			RT10JI95
				1/2"		51	P1	RT10JI**
				5/8"		52	P2	
				3/4"		53	P3	
10"	2"	2-1/4"	300	1-3/8"	Black/Gray			RT10JZ95
				1/2"		51	P1	RT10JZ**
				5/8"		52	P2	
				3/4"		53	P3	
10"	2"	2-1/4"	300	1-3/8"	Black/Black			RT10JB95
				1/2"		51	P1	RT10JB**
				5/8"		52	P2	
				3/4"		53	P3	

SEMI-PNEUMATIC with Metal Hub

- Zero pressure tire pressed tire pressed in a bolted steel rim
- Temperature range: -20° F to 200° F
- Durometer: Shore A 80(+/- 5)

SN80HO52


Wheel Diameter	Tread Width	Hub Length	Hub Design	Weight Capacity	Bore I.D.	Hub Color	Part #
8"	1-5/8"	1-17/64"	Offset	350	5/8" (steel Insert)	GRAY-PLASTIC	SN80HOM2
10"	1-3/4"	2"	Offset	150	1/2"	Tin	SN10EM51
10"	2-3/4"	3-1/16"	Center	550	3/4"	Zinc	SN10UTP3
10"	2-3/4"	2-1/4"	Offset	550	5/8"	Zinc	SN10UMP2
10"	2-3/4"	2-1/4"	Offset	550	3/4"	Zinc	SN10UMP3



ECO-RUBBER™

- Temperature Range -20°F to +160° F (Intermittent -40°F to +212° F)
- Wide and soft tread is ideal for rolling on grass and dirt, etc...
- High-Impact resistance polymer core
- Solid rubber tread



Wheel Diameter	Tread Width	Hub Length	Hub Design	Load Capacity	Bore I.D.	Replace ** with desired bearing code		Part Number
						Flanged Ball BRG	Sealed Ball BRG	
6"	2"	2-1/2"	Centered	350	1/2"	51		SN60JB51
					5/8"	52		SN60JB52
					3/4"	53		SN60JB53
7"	2"	2-1/4"	Centered	400	3/4"	53		SN70UC53
8"	2"	2-1/8"	Offset-waffle	450	1/2"		P1	SN80COP1
					5/8"		P2	SN80COP2
					5/8"		P3	SN80CO52
8"	2-1/4"	2-1/2"	Centered	450	1/2"	51		SN80UC51
					5/8"	52		SN80UC52
					3/4"	53	P3	SN80UC**
8"	2-1/4"	2-1/4"	Offset	450	1/2"	51	P1	SN80UO**
					5/8"	52	P2	
					3/4"	53	P3	
10"	2"	1-5/8"	Offset	500	5/8"	52		SN10JN52
10"	2"	2-1/4"	Centered	500	5/8"	52		SN10JC52
					3/4"	53		SN10JC53
10"	2-3/4"	3-1/4"	Centered	650	1/2"		P1	SN10UC**
					5/8"	52		
					3/4"	53	P3	
10"	2-3/4"	2-1/4"	Offset	650	1/2"		P1	SN10UO**
					5/8"	52	P2	
					3/4"	53	P3	
12"	3"	3-1/4"	Centered	850	1-3/8"			SN12LC95
					5/8"	52	P2	SN12LC**
					3/4"	53	P3	
12"	3"	2-3/4"	Offset	850	1-3/8"			SN12LO95
					1/2"		P1	SN12LO**
					5/8"		P2	
					3/4"	P3	P3	

BOGEY & NOSE ROLLERS

BOGEY WHEEL:

- Carbon steel axle is drilled, cross drilled and includes a recessed zerk fitting
- Manufactured from schedule 40 pipe with strong steel tubing
- Weld to 1/4" thick end plates

NOSE ROLLER:


- Carbon Steel axle is drilled, cross-drilled and include a recessed zerk fitting
- Fully machined semi-steel roller, concentric with the axle



Part Number	Dimensions	Axle Dimensions
BR0404	4" Dia x 4-1/2"	1-1/2" x 6-1/4"
BR0406	4" Dia x 6"	1-1/2" x 8-1/4"
BR1008	10-3/4" Dia x 8"	1-1/2" x 10-1/2"
BR0808	8-5/8" Dia x 8"	1-1/2" x 10-1/2"

PALLET JACK WHEELS


- Polyurethane tread chemically bonded to heavy duty iron core
- Equipped with 6204 sealed precision ball bearing. 20mm ID
- Temperature range: -40° F to +180° F
- Durometer: Shore D 65(+/-5)



Part #	Diameter	Hub Length	I.D.	Tread Length	Load Capacity
PC180X50	180mm	1.76"	20mm	50mm	1900lb
PS73X95	73mm	3.70"	20mm	95mm	1300lb



Caged Roller



Roller with Outer Split

Bearing I.D.	Wheel Bore	Bearing Length	Wheel Hub Length	Roller Bearing Type		
				Roller (Standard)	Stainless Steel Roller	Caged Roller
1/2"	15/16"	1"	1-1/4"	SRBSP2A		
	15/16"	1-1/2"	1-7/8"	SRBSP29		
	15/16"	1-1/4"	1-3/4"	SRBSP20		
1/2"	1-1/16"	1-1/4"	1-5/16"	SRBSP0A		
	1-1/16"	1-1/8"	1-3/8"	SRBSP00		
1/2"	1-3/16"	1-3/8"	1-5/8"	SRBSPA3		
5/8"	1-3/16"	1-3/8"	1-5/8"	SRBSP01		
	1-3/16"	1-7/8"	2-3/16"	SRBSP02		
3/4"	1-3/16"	1-1/2"	1-3/4"	SRBSP36		
	1-3/16"	1-1/4"	1-1/2"	SRBSPS3		
	1-3/16"	1-5/8"	1-15/16"			SRBSP9A
	1-3/16"	1-3/4"	2"	SRBSP08		
	1-3/16"	1-3/8"	1-5/8"	SRBSP03		SRBSP10
	1-3/16"	1-5/8"	1-27/32"	SRBSP3L		
	1-3/16"	1-7/8"	2-3/16"	SRBSP04	SRBSS05	SRBSP09
3/4"	1-3/8"	3"	3-3/16"	SRBSP38		
	1-3/8"	3-3/4"	4"	SRBSP40		
3/4"	1-7/16"	2"	2-1/4"	SRBSP07		
7/8"	1-7/16"	2"	2-1/4"	SRBSP21		
1"	1-7/16"	2"	2-1/4"	SRBSP22		
1"	1-15/16"	2-1/2"	2-3/4"	SRBSP23		
	1-15/16"	3"	3-1/4"	SRBSP24	SRBSS41	
	1-15/16"	4"	4-1/4"	SRBSP35		
1-1/4"	1-15/16"	2-1/2"	2-3/4"	SRBSP25		
	1-15/16"	3"	3-1/4"	SRBSP26		
	1-15/16"	4"	4-1/4"	SRBSP37		
1-1/4"	2-7/16"	3"	3-1/4"	SRBSP27		
	2-7/16"	4"	4-1/4"	SRBSP31		
	2-7/16"	5"	5-1/4"	SRBSP32		
1-1/2"	2-7/16"	3"	3-1/4"	SRBSP28		
	2-7/16"	3-3/4"	4"	SRBSP39		
	2-7/16"	4"	4-1/4"	SRBSP33		
	2-7/16"	5"	5-1/4"	SRBSP34		

Ball Bearings



Bearing I.D.	Wheel Bore	Wheel Hub	Bearing Type			
			(Sold per piece, requires 2 bearings per wheel)			Annular Ball Bearing
			Sealed Ball Bearing	Stainless Sealed Ball Bearing	Flanged Ball Bearings	
3/8"	1-1/8"	1-1/2"	PRBRG6A	PRBRG2S	BABRG42	
1/2"	1-3/16"	1-5/8"	PRBRG6M			
1/2"	1-3/16"	2-3/16"	PRBRG60	PRBRGS6		BABRG48
5/8"	1-3/16"	2-3/16"	PRBRG6Z			
1/2"	1-3/8"		PRBRGP1		BABRG51	
5/8"			PRBRGP2		BABRG52	
3/4"			PRBRGP3		BABRG53	
3/4"	1-15/16"	2-3/4"	PRBRG89			
3/4"	1-15/16"	3-1/4"	PRBRG69			
1"	1-15/16"	3-1/4"	PRBRGR1			

Notes



DELTRIN & BRONZE BEARINGS

DELTRIN BEARINGS

- Made out of low friction Polyamide
- Excellent for washing down application



BRONZE BEARINGS

- Machined from C954 Tin Bronze, Tensile Strength 90,000 PSI
- Coefficient of Thermal Expansion 600°F
- Resistant to corrosion and wear



Bearing I.D.	Wheel Bore	Wheel Hub Length	Delrin Bearing		Bronze Bearing	
			2-pc Flanged	1-pc Type	2-pc Flange	1-pc Type
3/8"	29/32"	1-9/16"	DLBRG5APM			
3/8"	1-1/8"	1-9/16"	DLBRG55			
1/2"	15/16"	1-9/16"	DLBRG5A			
1/2"	1-1/8"	1-9/16"	DLBRG59			
1/2"	1-3/16"	1-5/8"		DLSPH12		
	1-3/16"	2-3/16"		DLSPJ12		
	1-3/16"	2-3/16"	DLRRG56			
1/2"	40mm	2-3/16"			BRBRG63	
5/8"	1-3/16"	2-3/16"	DLBRG51			
	1-3/16"	2-3/16"		DLSPJ13		
3/4"	1-3/16"	1-5/8"		DLSPH11		
	1-3/16"	2-3/16"	DLBRG57		BRBRG57*	BRBRG11
	1-3/16"	2-3/16"		DLSPJ11		
3/4"	62mm	3-1/4"			BRBRG66	
1"	1-15/16"	3-1/4" or 2-3/4"	DLBRG58			BRBRG78
1"	80mm	4-1/4"			BRBRG68	

* Sintered Bronze
Temperature 460 °F

DELTRIN & BRONZE BEARINGS



PRECISION BALL BEARINGS, TAPERED BEARINGS & TOP HAT BUSHINGS

- Precision Ball bearings reduce friction of the wheels and are perfect for smooth and clean floor.
- Tapered Precision Roller Bearings are capable of taking high radial loads and axial loads. High accuracy pressed steel cage controls roller position resulting in low heat generation at elevated speeds.



PRECISION, TAPERED & TOP HATS

Wheel Width	Hub Length	Desired I.D.	Top Head Spanner	Tapered Precision Roller Bearings	Top Head Spanner	Precision Ball Bearings
1-1/4"	1-9/32"	3/8"	THS991300			
			THS991700SS (Stainless)			
1-1/2"	1-5/8"	3/8"			SPSS61 (Straight)	PRBRG61
2"	2-3/16"	1/2"			THP632012	PRBRG63
			THS7012	TPBRG70		
					THS632712	PRBRG63
					THS633112SS (Stainless)	PRBRG63SS (Stainless)
					THS652012SS (Stainless)	PRBRG65SS (Stainless)
					THS652012	PRBRG65
					THS642712	PRBRG64
				THS643112SS (Stainless)	PRBRG64SS (Stainless)	
2.5"	2-3/4"	3/4"	N/A	TPBRG70		
					THS652534	PRBRG65
2.5"	3-1/4"	3/4"			THS653034	PRBRG65
3"	3-1/4"	3/4"			THS653034	PRBRG65
					THS6530SS (Stainless)	PRBRG65SS (Stainless)
			N/A	TPBRG70		
			THS7134	TPRBR71	THS67033400	PRBRG67
			THS7434	TPRBR74		
3"	3-1/4"	1"			THS67031000	PRBRG67
		1"			THS68100NXL	PRBRG68
4"	4-1/4"	1"	THS66301000		THS674010SS(Stainless)	PRBRG7S
			THS7410	TPRBR74	THS67401000	PRBRG67
		1-1/4"	N/A	TPRBR74	THS68401400	PRBRG68

*Bearings must be installed and mounted in casters properly.



SPANNER BUSHINGS



SPANNER BUSHINGS

Bushing I.D.	Bushing O.D.	Bushing Length	Spanner Bushing Type			
			Steel Bushing	Stainless Bushing	Delrin Bushing	
5/16"	3/8"	1"	SPMSKUZ			
		1-5/8"	SPMSKUL			
		1-11/16"	SPMSKUM			
5/16"	1/2"	1-1/2"	SPMSKBK			
		1-5/8"	SPMSKBL			
		2-1/16"	SPMSKBA			
3/8"	12mm	1-11/16"		SPSSB61		
3/8"	20mm	40mm		SPSSBBC		
3/8"	1/2"	1-1/2"	SPMSBBS			
		1-9/16"		SPSSKUL		
		1-5/8"			SPDLQUL	
		1.614"			SPDLBBG	
		1-21/32"	SPMSBBL	SPSSBBL	SPDLBBL	
		1-11/16"	SPMSBBB	SPSSBBB	SPDLBBB	
		1.792"	SPMSB455			
		1-25/32"	SPMSBBD			
		1-15/16"	SPMSBBE			
		2-1/16"	SPMSBBA			
		2-1/8"	SPMSBBF			
3/8"	3/4"	1-11/16"	SPMSBRB		SPDLBRR	
		1-7/8"	SPMSBRQ			
		2"	SPMSBRC			
		2-1/16"	SPMSBRA			
		2-7/16"	SPMSBRJ			
0.46"	5/8"	2-3/64"	SPMSER8			
1/2"	15mm	2-7/16"		SPSSI62		
1/2"	20mm	2-7/16"	SPS64HU			
1/2"	25mm	2"	SPMSIMC			
1/2"	5/8"	2-7/16"	SPMSISJ			
		2-1/4"	SPMSISN			
1/2"	3/4"	1-3/4"	SPMSIRB			
		1-7/8"	SPMSIRQ		SPDLIRQ	
		1.93"	SPMSIRF			
		2"	SPMSIRA			
		2-1/16"	SPMSIRC			
		2-1/8"	SPMSIRH			
		2-5/16"	SPMSIRD			
		2-7/16"	SPMSIRJ	SPSSIRJ	SPDLIRJ	
		Shoulder	2-7/16	SPSSI62		
		3/4"	2-1/2"	SPMSIRK		
		3/4"	2-9/16"	SPMSIRM		
		3/4"	2-7/8"	SPMSIRG		
		3/4"	3"	SPMSIRE		
		3/4"	3-7/64"	SPMSI311		
		3/4"	3-1/4"	SPMSIRP		
		3/4"	3-9/32"	SPMSIRI		
		3/4"	3-3/8"	SPMSIRL		
		3/4"	3-5/8"	SPMSIRT		
		3/4"	3-11/16"	SPMSIRX		
3/4"	3-31/32"	SPMSIRO				
3/4"	4-3/32"	SPMSIRR				
3/4"	4-1/4"	SPMSIRS				
1/2"	1"	3"	SPMSIJE			
5/8"	3/4"	1-7/8"	SPMSDRQ			
		2-7/16"	SPMSDRJ			
5/8"	25mm	2"	SPMSDMC			
3/4"	25mm	2"	SPMSEMC			
3/4"	1"	2-3/4"	SPMSEJD			
		3"	SPMSEJE			
		3-1/2"		SPSSEJK		
3/4"	1-1/4"	3-9/16"	SPMSEJK			
1"	1-1/4"	3-1/2"	SPMSEEK			
		2-3/4"	SPMSFED			
		3"	SPMSFEE			
		3-9/16"	SPMSFEH			
		4-9/16"	SPMSFEI			
		5-9/32"	SPMSFEZ			
1-1/4"	1-1/2"	4-9/16"	SPMSGFI			
1-1/4"	40mm	109mm	SPMS68S			



Axle O.D.	Axle Length	Zinc Plated				Stainless Steel			Brass Plated		Nickel Plated		Black Coated
		Plain Axle	Zerk Axle	Shoulder Plain Axle	Shoulder Zerk Axle	Plain Axle	Zerk Axle	Shoulder Axle	Zerk Axle	Shoulder Axle	Plain Axle	Zerk Axle	Black
1/4"	1-1/2"	APSG150											
5/16"	1-3/4"	APSF175											
	1-7/8"	APSF178											
	2"	APSF200											
	2-1/16"	APSF216											
	2-1/8"	APSF218											
	2-3/8"	APSF238	AZSF320										
	2-7/16"	APSF276											
	2-1/2"	APSF320											
2-3/4"	APSF275												
3/8"	2-1/8"	APSA218	AZSA218	APSS218	AZSS218	APTA218	AZTA218						
	2-3/16"	APSA213											
	2-1/4"	APSA214	AZSA224			APTA224	AZTA224			PANA224	AZNA224		
	2-1/4"	APSA214TK											
	2-1/2"	APSA320	AZSA225		AZSS250		AZTA225					AZNA225	
	2-5/16"	APSA232	AZSA256				AZTA232						
	2-3/8"	APSA238	AZSA238			APTA225	AZTA238						
	2-7/16"	APSA276											
	2-3/4"	APSA275	AZSA275	APSS275									
	3"		AZSA300										
1/2"	2-1/2"	APSB250	AZSB250										
	2-3/4"	APSB275	AZSB308		AZSS275								
	2-3/4"	APSB234G8											
1/2"	3"	APSB300	AZSB300		AZSS300								
	3"	APSB300G8											
	3-1/2"	APSB312	AZSB312		AZSS312	APT312	AZTB312	AZTS312	AZBB312	AXBB312			AZSB312-B
	3-1/2"	APSP312G8											
	3-1/4"	APSB314	AZSB314		AZSS314								
	3-3/16"	APSB316											
	3-3/4"	APSB375G8	AZSB375										
	3-3/8"		AZSB338										
1/2"	4"		AZSB400				AZTS400						
	4-1/2"		AZSB412						AZBB414				
	4-1/4"		AZSB414		AZSS425								
	4-3/8"	APSB438								APSB438YZ			
	4-3/4"		AZSB434		AZSS434								
1/2"	5"		AZSB500		AZSS500								
	5-1/2"		AZSB512										
1/2"	6-1/2"	APSB612											
1/2"	8-1/2"	APSB812											
5/8"	2-9/16"		AZSA320										
5/8"	3"					APTG183							
3/4"	4-1/4"	APSC414	AZSC414										
	4-3/4"		AZSC434										
3/4"	5"					APTC500							
	5"		AZSC500										
	5"		AZSC500CN										
	5-1/4"		AZSC514										
3/4"	9-9/16"	APSC916											
3/4"	14"	APSC140											
	5"	APSD500											
1"	5-1/2"	APSD512											
	9-9/16"	APSD916											
1-1/4"	6-1/2"	APSE612											
1-1/4"	12"	APSE120											



RETAINER & THRUST WASHERS

RETAINER & THRUST WASHERS



Washer I.D.	Washer O.D.	Plastic Retainer	Plastic Combination	Flat Steel	Sintered Iron Combo	Sintered Stainless Combo	Steel w/ Neoprene	Stainless Flat Steel
1/4"	3/8"			FLT0310				
5/16"	3/8"			SPP5161				
8mm	11.8mm			FLTSP8409				
8.9mm	17.5mm			FLT0520				
3/8"	15mm			FLTRTA7				
	5/8"	PLTRT10						
	1"	PLTTW00						
	1-3/16"			FLT0358				
10mm	15mm			FLT0315				
	24mm			FLT1024				
13/32"	2"			FLTRD20				
1/2"	5/8"			FLTPTAC				
	15/16"	PLTRT00		FLTRT5A				
	1"			FLTW12-37/38				
	1-1/16"			FLTRT01				
	1-3/16"	PLTRTA3		FLTRTA3				
	1.3"			FLTRCAM				
13.7mm	30.5mm	PLTRB43		FLTRTAC				
14mm	32.6mm			FLTRTRA				
15mm	20mm	PLT6202		WHSR1400				
16mm	34mm	PLT6203						
5/8"	1-1/8"	PLTNM43						
	1-3/16"	PLTRTA8		FLTRTA8				
	1-3/8"			FLTRC10				
3/4"	1-3/16"	PLTRR11	PLTRT11	FLTRT11	PWIRT11	PWSRT11	NPSRT11	STLTRT11
	1-3/8"			FLTRT10				
	1.62"							STLTW20A
	1-5/8"							STLTTW20
20mm	26mm			FLT64BC				
	1-7/8"			FLT6204				
0.84"	1.62"			FLTRT02				
7/8"	1"			FLTRD10				
25.1mm	39.7mm			FLTRT19				
1"	2.209"			FLTRT13OV				
	1-7/16"			FLTRT12			NPSRT12	
	1-7/16"			FLTR12A				
	1-15/16"			FLTRT13	PWIRT13		NPSRT13	FLTRS13
	2-1/4"							FLTRS21
	2-3/8"			FLTTW21				
	2-1/2"			FLTTW24				
29mm	33mm			FLTRS4S				
1-1/4"	1-15/16"			FLTRT14			NPSRT14	
	2.209"			FLTRG14OV				
	2-3/4"			FLTTW22				
	2-7/16"			FLTRT15			NPSRT15	
	2-3/4"			FLTRTW22				
1-1/2"	2-7/16"			FLTRT16			NPSRT16	
	3"			FLTTW23				



THREAD GUARDS

Protecting wheel bearings from dust or debris.

- Enhances wheel appearances
- Available in metal and plastic



THREAD GUARDS

Material	I.D.	O.D.	DEPTH	Part #
Metal	5/16"	1.88	0.10	TGC238
		1.60	0.20	TGB165
	3/8"	1.75	FLAT	TGB317
		1.81	0.25	TGB190
		2.80	0.10	TGB280
		2.00	0.28	TGB200
		2.10	0.20	TGB210
		2.16	0.10	TGB216
		2.25	0.35	TGB214
		2.50	0.27	TGB250
		2.80"	0.35	TGB280
		3.15	0.35	TGB315
		3.15	0.39	TGB325
	1/2"	1.88	0.10	TGA248
		2.70	0.59	TGA270
		2.78	0.30	TGA267
		2.80	0.35	TGA280
		3.15	0.35	TGA315
		3.60	0.35	TGA350
		4"	0.44	TGA394
		4.21	0.50	TGA421
		4.50	0.50	TGA445
		5.50	0.35	TGA550
6.00	0.50	TGA600		
Plastic	3/8"	0.26	0.20	TGP414
		0.32	0.20	TGP514
		1.5"	0.43	TGPPAG
		2.1"	0.35	TGPNMG
		2.2"	0.35	TGP314
	1/2"	0.45	0.32	TGP450
		0.55	0.36	TGP550
		2.50	0.24	TGP250
		2.75"	0.24	TGP275
		3.38	0.30	TGP338
Stainless	1/2"	2.70"	0.20	TGSS068
		3.55"	0.20	TGSS090
		4.53"	0.2"	TGSS115
		6.02"	0.2"	TGSS153



RACEWAY SEALS

- Fits #27, 39, 67, 69, 31 caster series
- Standard seal Temperature Range 32° F to 140°F
- High Temp Neoprene Seal -20°F to 350°F



SEAL TYPE	
Standard Rubber	High-temp Neoprene
RWSEAL27	RWSEAL31

*Raceway is not recommended for high pressure washer applications.

Notes



BRAKE KITS

BRAKE KITS

Thumb Screw Brake RY	
Caster Series	Part Number
01, 03	TSB0000
05	TSB0001



Brake Code (R)



Brake Code (R)



Brake Code (R)



Brake Code (R)

Vertical top Lock Brake VY			
Caster Series	Wheel Dia	Wheel Width	Part Number
03	2"	1-3/4"	VLB20IA
	2-1/2"	1-3/4"	VLB25IA
	3"	1-3/4"	VLB30IA
09	3"	1"	VLB30DA
	4"	1"	VLB40DA
	5"	1"	VLB50DA
75/78	3"	1-1/4"	VLB30GA
	3-1/2"	1-1/4"	VLB35GA
	4"	1-1/4"	VLB40GA
13, 75	5"	1-1/4"	VLB50GA
	2-1/2"	1-1/4"	VLB25GA
	6"	1-1/4"	VLB60GA
79/80	4"	1-1/2"	VLB40H-79
		2"	VLB40J-79
	5"	1-1/2"	VLB50H-79
		2"	VLB50J-79
	6"	1-1/2"	VLB60H-79
		2"	VLB60J-79



Brake Code (V)



Brake Code (V)



Brake Code (V)



Brake Code (V)



Brake Code (V)



BRAKE KITS CONTINUED

BRAKE KITS



Brake Code (T)



Brake Code (T)



Brake Code (T)

Top Lock Brake TY			
Caster Series	Wheel Dia	Wheel Width	Part Number
03	3"(32)	1-3/4"	TLB32IA
07, 13, 21, 23, 75, CW	3"	1-1/4"	TLB30GA
	3-1/2"	1-1/4"	TLB35GA
	4"	1-1/4"	TLB40GA
	5"	1-1/4"	TLB50GA
	6"	1-1/4"	TLB60GA
13, 75	6-1/4"	1-1/4"	TLB61GA
FM	3"	1-1/4"	TLB30GA-FM
	4"	1-1/4"	TLB40GA-FM
	4"	1-1/4"	TLB50GA-FM
SH	3"	1-1/4"	TLB30GA-SH
	4"	1-1/4"	TLB40GA-SH
	4"	1-1/4"	TLB50GA-SH
05	3"(3A)	1-3/4"	TLB30IA
95(Nickel)	3"	1-1/4"	TLB30GA-95
	3-1/2"	1-1/4"	TLB35GA-95
	4"	1-1/4"	TLB40GA-95
	5"	1-1/4"	TLB50GA-95
H9	4"	2"	TLB40H9
	5"	2"	TLB50H9
	6"	2"	TLB60H9
27/28	4"	1-1/2"	TLB40HA
	5"	1-1/2"	TLB50HA
	6"	1-1/2"	TLB60HA
	8"	1-1/2"	TLB80HA
27/28, 39, 41, 43, 45, 47, 51, 4L	4"	2"	TLB40JA
	5"	2"	TLB50JA
	6"	2"	TLB60JA
	8"	2"	TLB80JA
67	8"	Pneumatic	TLB80LA
	10"	Pneumatic	TLB10LA
69(Brass)	8"	2"	TLB80JAB
	8"	Pneumatic	TLB80LB
57, 61	6"	3"	TLB60LR
	8"	3"	TLB80LR
	10"	3"	TLB10LR
27/28(Black)	4"	2"	TLB40JAX
	5"	2"	TLB50JAX
	6"	2"	TLB60JAX
	8"	2"	TLB80JAX
27/28, 39, 41, 43, 45, 47, 51, 4L,	4"	2"	TLB40JAR*
	5"	2"	TLB50JAR*
	6"	2"	TLB60JAR*
	8"	2"	TLB80JAR*

*Rubber cover on brake arm

BRAKE KITS CONTINUED



Brake Code (T)

Stainless Top Lock Brake TY			
Caster Series	Wheel diameter	Wheel Width	Part Number
15, S9, 73	3"	1-1/4"	STB30GA
	4"	1-1/4"	STB40GA
	5"	1-1/4"	STB50GA
15, S9	3-1/2"	1-1/4"	STB35GA
73	3-1/2"	1-1/4"	STB35GA-73
15, S9	6"	1-1/4"	STB60GA
73	6"	1-1/4"	STA60GA-73
31/32	4"	2"	STB40JA
	5"	2"	STB50JA
	6"	2"	STB60JA
	8"	2"	STB80JA
B1/B2	4"	2"	STB-B140
	5"	2"	STB-B150
	6"	2"	STB-B160
	8"	2"	STB-B180



Brake Code (H)

TKB Brake HY			
Caster Series	Wheel Diameter	Wheel Width	Part Number
13, 21	3"	1-1/4"	PTB30GA
	3.5"	1-1/4"	PTB35GA
	4"	1-1/4"	PTB40GA
	5"	1-1/4"	PTB50GA
07, 13, 21, 75, CW, 15, 73	3"	1-1/4"	TKB30GA
	4"	1-1/4"	TKB40GA
	5"	1-1/4"	TKB50GA
07, 13, 21, 75, CW, 15	3-1/2"	1-1/4"	TKB35GA
27,39	4"	2"	TKB40JA
	5"	2"	TKB50JA
	6"	2"	TKB60JA
	8"	2"	TKB80JA
31 (Stainless and High-Temp)	4"	2"	TKS40JA
	5"	2"	TKS50JA
	6"	2"	TKS60JA
	8"	2"	TKS80JA



Brake Code (I)



Brake Code (H)



BRAKE KITS CONTINUED

BRAKE KITS



Brake Code (S)



Brake Code (C)



Brake Code (S)



Brake Code (A)

Side Brake SY, AY			
Caster Series	Wheel Diameter	Wheel Width	Part Number
03	3"	1-3/4"	CAM03AITW
09	3"	1"	CAM0930
	4"	1"	
09	5"	1"	CAM0945
11	2"	15/16"	CAM1120
	2.5"	1-1/16"	CAM1125
	3"	1-1/4"	CAM1130
11, 23	4"	1-15/16"	CAM1140
23	3"	1-1/4"	
13	5"	1-1/4"	CAM50GA
27	4"	1-1/2"	CAM00HA
	5"		
	6"		
27/39	4"	2"	CAM00JA
	5"		
	6"		
	8"		
27	4"	2"	CAM27AA
	5"		
	6"		
	8"		
43	6"	2"	CAM00JB
	8"		
43	6"	2-1/2"	CAM00KB
	8"		
	10"		
67	8"	Pneumatic	CAM280
	10"	Pneumatic	CAM350
27, 28	3-1/4"	1-1/2"	ACB34HA
	4"		
27,28	5"	1-1/2"	ACB00HA
	6"		
27/28	3-1/4"	2"	ACB34JA
	4"		
27/28, 39, 41, 45, 4L, 51, 43/44, 47	5"	2"	ACB00JA
	6"		
	8"		
43/44, 47/48, 51	6"	2-1/2"	ACB00KA
	8"		
	10"		

BRAKE KITS CONTINUED

Brake Code (W)



Wrap Around Brake WB			
Caster Series	Wheel diameter	Wheel Width	Part Number
27	4"	1-1/2"	WBC00HA
	5"		
	6"		
27/39	4"	2"	WBC00JA
	5"		
	6"		
	8"		
27	4"	2"	WBC0027
	5"		
	6"		
	8"		
43	6"	2"	WBC00JB
	8"		
43	6"	2-1/2"	WBC00KB
	8"		
	10"		
67	8"	Pneumatic	WBC280
	10"	Pneumatic	WBC350
27, 28	3-1/4"	1-1/2"	WBCA34HA
	4"		
27,28	5"	1-1/2"	WBCA00HA
	6"		
27/28	3-1/4"	2"	WBCA34JA
	4"		
27/28, 39, 41, 45, 4L, 51, 43/44, 47	5"	2"	WBCA00JA
	6"		
	8"		
43/44, 47/48, 51	6"	2-1/2"	WBCA00KA
	8"		
	10"		



BRAKE KITS CONTINUED

BRAKE KITS



Brake Code (F)



Brake Code (M)



Brake Code (B)

Face Contact Brake - Welded on FY			
Caster Series	Wheel Diameter	Wheel Width	Part Number
27/28, 43/44, 45, 47, 49, 51	4"	2"	FCBA40JZ
	5"	2"	FCBA50JZ
	6"	2"	FCBA60JZ
	8"	2"	FCBA80JZ
43, 51	6"	2.5"	FCBB60KZ
	8"	2.5"	FCBB80KZ
	10"	2.5"	FCBB10KZ
67/68	10"	Pneumatic	FCB673540
	12"	Pneumatic	FCB673640
53, 55, 57, 61	5"	2.5"(K)	FCB50KD
	5"	3"	FCB50LD
	6"	2.5"(K)	FCB60KD
	6"	2.5"(Q) & 3"	FCB60LD
	8"	2.5"(K)	FCB80KD
	8"	2.5"(Q) & 3"	FCB80LD
	10"	2.5"(K)	FCB10KD
	10"	2.5"(Q) & 3"	FCB10LD
	12"	2.5"(K)	FCB12KD
	12"	2.5"(Q) & 3"	FCB12LD
4K	4"	2"	FCB40JA4K
	5"	2"	FCB50JA4K
	6"	2"	FCB60JA4K
	8"	2"	FCB80JA4K
63	6"	3" or 2x1.5"	FCB60LA63
	8"	3" or 2x1.5"	FCB80LA63
	8"	4"	FCB80NA63
	10"	3" or 2x1.5"	FCB10LA63
	10"	4"	FCB10NA63
	12"	3" or 2x1.5"	FCB12LA63
	12"	4"	FCB12NA63
	16"	3"	FCB16LA63
65	8"	4" or 2x2"	FCB80NA65
	10"	4" or 2x2"	FCB10NA65
	12"	4" or 2x2"	FCB12NA65
D1	4"	2 x 2"	FCBD140J
	5"	2 x 2"	FCBD150J
	6"	2 x 2"	FCBD160J
	8"	2 x 2"	FCBD180J
D2	5"	2 X 3"	FCBD250L
	6"	2 X 3"	FCBD260L
	8"	2 X 3"	FCBD280L
	12"	2 X 3"	FCBD212L
D3	6"	2 X 3"	FCBD360L
	8"	2 X 3"	FCBD380L
	10"	2 X 3"	FCBD310L
	12"	2 X 3"	FCBD312L
D4	8"	4" or 2x2"	FCBD480N
	10"	4"	FCBD410N
	12"	4"	FCBD412N
S57(Stainless)	6"	3"	FCBS5760
	8"	3"	FCBS5780
	10"	3"	FCBS5710

BRAKE KITS CONTINUED




Brake Code (U)

Face Contact Brake - Field Installable DF, UF			
Caster Series	Wheel Diameter	Wheel Width	Part Number
27/28, 41	5"	2"	FCB2750
	6"	2"	FCB2760
	8"	2"	FCB2780
27/28/39, 41, 51, 45, 47, 4L, 43, 44, 4K	4"	2"	UNIVF40JA
	5"	2"	UNIVF50JA
	6"	2"	UNIVF60JA
	8"	2"	UNIVF80JA
43, 44	6"	2.5"	UNIVF4360
	8"	2.5"	UNIVF4380
53, 55, 57, 61	6"	3" or 2x1.5"	FCB60LD-FI
	8"	3" or 2x1.5"	FCB80LD-FI
	10"	3" or 2x1.5"	FCB10LD-FI
	12"	3" or 2x1.5"	FCB12LD-FI
37/38	6"	2"	FCB60JA-37
	8"	2"	FCB80JA-37
3S/3R	6"	2"	FCB60-3S
	8"	2"	FCB80-3S



Brake Code (I)



Brake Code (B)



Brake Code (N)



Brake Code (B)



TOE GUARDS

- Changing YY to 4Y at the end of caster part number to add below Toe Guards
- Keeps large debris from contacting wheels and damaging tread
- Available on any casters series with 2" wide wheels and up
- Prevents foot injuries from wheel running over



Toe Guard Code (4)



Toe Guard Code (4)



Toe Guard Code (4)

Changing YY to 6Y at the end of caster part number to add below Toe Guards

- Below Toe Guards available on #28, #41 and #4L



Toe Guard Code (6)

Changing YY to 5Y at the end of caster part number to add below Toe Guards

- Below Toe Guards available on #28, #41, and #4L



Toe Guard Code (5)



SWIVEL LOCK

• Locking caster's swivel section

Caster Series	Part #
13,07,23,75,15,73 Weld-on	DSLWE(One-Directional Lock)
Weld-On Universal Plunger	4PSLWE
27, 39, 41, 45,67	4PFL27
	4PSL27
27(#20 top plate)	4PSL20
Stainless 31, S5, B1	4PSL31
43, 81, 57	4PSL43
47	4PSL47
49	4PSL49
51, 53, 57	4PSL53
55	4PSL55
61, D2	4PLS61
63, D3	4PSL63
64, D4	4PSL65
S57(Stainless)	4PSLS57



4PSL43



4PSL61



4PFL27

SWIVEL LOCK & BRACKETS

Brackets

Description	Stem #	Part Number
180 Degree	90,91,97	FCK91-180
90 Degree	90,91,97	FCK91-90
90 Degree with hole	90,91,97	FCK91-90A



FCK91-180



FCB91-90

Wrenches

Part #	Specs
WR0120URST	Fit upper raceway of #01, #03, #23
WR0320UR	Fit upper raceway of #03ZZ20
WRCHLV00	Fit LV caster
WRNCH08	Fit upper raceway of #08, 1.3" open
WRNCHM12	Fit bottom nut of #21, #75
WRNCHM8	Fit upper raceway of #09

WR0120URST

WR0320UR

WRCHLV00

WRNCH08

WRNCHM12

WRNCHM8





TUBING SOCKETS

TUBING SOCKETS

Tube			Mouting Hole Depth(in)	Stem #	Material	For use in Tubing I.D.	Part Number
I.D.	O.D.	Gauge					
.571"	0.687"	17	1.25"	53, 9B, 90	Nylon	Round	RSK58
.625"	0.75"	16	1.96"	53, 9B, 90, 91, 9C, 49	Nylon		RSK34
0.777"	0.875"	18	1.96"	53, 9B, 90, 91, 9C, 49	Nylon		RSK78
.872"	1.062"	13	2.125"	53, 9B, 90, 91, 9C, 49, 97	Nylon		RSK10
.902"	1.000"	18	2.125"	53, 9B, 90, 91, 9C, 49, 97	Nylon		RSK11
1.072	1.312	11	2.125	53, 9B, 90, 91, 9C, 49, 97	Nylon		RSK12
1.12	1.25	16	2.215	53, 9B, 90, 91, 9C, 49, 97	Nylon		RSK13
1.495	1.625	16	2.125	53, 9B, 90, 91, 9C, 49, 97	Nylon		RSK14
.625"	3/4"	16	1.96"	90,91,97	Nylon		Square
.765"	7/8"	16	1.96"	90,91,97	Nylon	SSK78	
0.87"	1"	16	1.312"	53, 9B, 90	Nylon	SSK10	
0.88"	1.04"	0.080 wall	2.125"	53, 9B, 90, 91, 9C, 49, 97	Nylon	SSK88	
.902"	1"	18	2.125"	53, 9B, 90, 91, 9C, 49, 97	Nylon	SSK89	
1.01"	1.25"	11	2,125"	53, 9B, 90, 91, 9C, 49, 97	Nylon	SSK91	
1.120"	1.250"	16	2.125"	53, 9B, 90, 91, 9C, 49, 97	Nylon	SSK90	
1.402"	1.50"	18	2.125	53, 9B, 90, 91, 9C, 49, 97	Nylon	SSK14	
27.8mm	30mm	1.1mm wall	1.5"	53, 9B, 90, 91, 9C	Nylon	SK9112518G	
1.87"	2"	16	2.62"	95	Plastic	SSK95	
0.571"	0.687"	17	1.37"	53, 9B, 90	Metal	Round	RSS54



Expandable Rubber Adaptor

• Rubber bushing expands inside of tubing with plastic bushing on the bottom to provide stability for the stem.

Adaptor for Round Tubing

Use in Round Tubing I.D.	Expandable Range	Stem Designation when attached to a caster	Adaptor Kit Part #
3/4"	0.720" - 0.851"	71	ADP7134
7/8"	0.852" - 0.927"	72	ADP7278
15/16"	0.900" - 0.980"	7B	ADP7992
1"	0.935" - 1.029"	73	ADP7310
1-1/16"	1.020" - 1.100"	7A	ADP7A16
1-1/8"	1.110" - 1.190"	74	ADP7418
1-3/16"	1.178" - 1.303"	78	ADP7814
1-3/8"	1.360" - 1.425"	75	ADP7538
1-1/2"	1.426" - 1.589"	76	ADP7615
1-7/8"	1.790" - 1.850"	77	ADP7717



Adaptor for Square Tubing

Used in Square Tubing I.D.	Expandable Range	Stem Designation when attached to a caster	Adaptor Kit Part #
3/4"	0.720" - 0.851"	R1	ADS7134
7/8"	0.852" - 0.927"	R2	ADS7278
1"	0.935" - 1.029"	R3	ADS7310
1-1/8"	1.030" - 1.190"	R4	ADS7418
1-3/8"	1.360" - 1.425"	R5	ADS7538
1-1/2"	1.426" - 1.589"	R6	ADS7615
1-7/8"	1.790" - 1.850"	R7	ADS7717



Adaptor for Square Tubing

Used in Square Tubing I.D.	Expandable Range	Stem Designation when attached to a caster	Adaptor Kit Part #
1-3/8"	1.360" - 1.425"	U5	ADR7538



Stainless Adaptor for Round Tubing with Stainless Knurl Nut

Use in Round	Expandable Range	Stem Designation when attached to a caster	Adaptor Kit Part #
7/8"	0.852" - 0.927"	A2	ASP7278
1"	0.935" - 1.029"	A3	ASP7310
1-3/8"	1.360" - 1.425"	A5	ASP7538
1-1/2"	1.426" - 1.589"	A6	ASP7615



Stainless Adaptor for Round Tubing with Non-Stainless Knurl Nut

Use in Round Tubing I.D.	Expandable Range	Stem Designation when attached to a caster	Adaptor Kit Part #
3/4"	0.720" - 0.851"	N1	ANP7134
7/8"	0.852" - 0.927"	N2	ANP7278
15/16"	0.900" - 0.980"	NB	ANP7992
1"	0.935" - 1.029"	N3	ANP7310
1-1/16"	1.020" - 1.100"	NA	ANP7A16
1-1/8"	1.110" - 1.190"	N4	ANP7418
1-3/16"	1.178" - 1.303"	N8	ANP7814
1-3/8"	1.360" - 1.425"	N5	ANP7538
1-1/2"	1.426" - 1.589"	N6	ANP7615
1-7/8"	1.790" - 1.850"	N7	ANP7717





PIPE THREAD STEM ADAPTOR

- Fit 7/16" grip ring stem casters
- 3/4" NPT x 1"



Description	Part #
Accommodates 7/16" dia. Grip ring stem	NPT34

QUICK CHANGE CASTER PADS/PLATES

Spring Clip

- Attach to equipment using a 5/16" square head bolt
- Install & replace caster by one clip
- Zinc plated



Bolt

- Install & Replace Caster with just one bolt/nut
- Unplated for easy welding to carts



TOP PLATE #	Top Plate Dimensions	Series of Casters	Installation Type	
			Spring Clip	Bolt
06	2-3/8 x 3-5/8	13, 75, CW, 21, T3, TH/SH, BK, F7, T9	CP006	CP006BT
A7	3-53/64 x 4-13/32	27/28	CPA7-02	CP100TNT
17	4x4-15/32	27/28, 39, RL/RX, 41	CP17-02	CP100UNI
17	4 x 4-1/2	45		CP100-45
19	4-1/2 x 6-1/4	43/44		CP019

FLOOR LOCKS

- Rubber pad increases friction to secure the braking systems of carts
- Variety of floor locks to pair with different series of casters
- Zinc plated

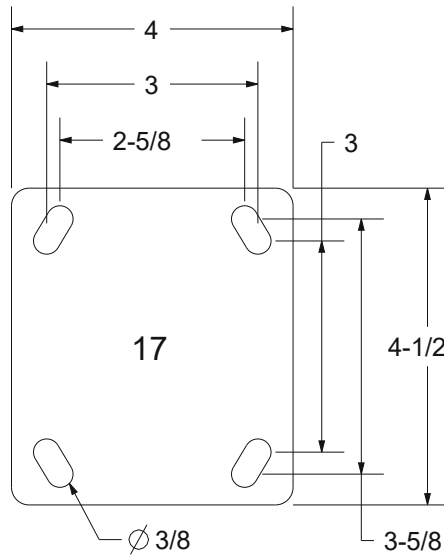
Kick Bar Style

To fit caster series 13, 17, 21, 75, T3



Caster Wheel Diameter	Extended Height	Retracted Height	Part #
3"	4-3/4"	3-7/8"	FL300G6
4"	5-1/2"	4-1/2"	FL400G6
4"	5-1/2"	4-1/2"	FL400G6A
5"	6-1/2"	5-3/8"	FL500G6

To fit caster series 27, 39, 41, 45



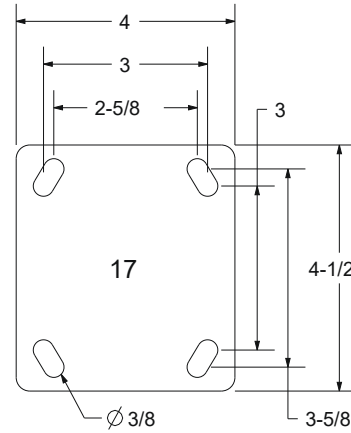
Caster Wheel Diameter	Extended Height	Retracted Height	Part #
4"	5-3/4"	5-1/16"	FL40017
5"	6-5/8"	5-5/8"	FL50017
6"	7-5/8"	6-5/8"	FL60017
8"	9-5/8"	8-5/8"	FL80017



FLOOR LOCKS CONTINUED

Pedal Lever

FLOOR LOCKS



To fit caster series 27, 39, 41, 45

Caster Wheel Diameter	Extended Height	Retracted Height	Part #
4"	5-7/8"	4-5/8"	FL40117
4"	5-7/8"	4-5/8"	FL40A17*
5"	6-3/4"	5-1/2"	FL50117
6"	7-3/4"	6-1/2"	FL60117
8"	9-3/4"	8-1/2"	FL80117

*with extended foot pedal

Adjustable floor lock

- Additional 5/8" to be extended in case of uneven floor

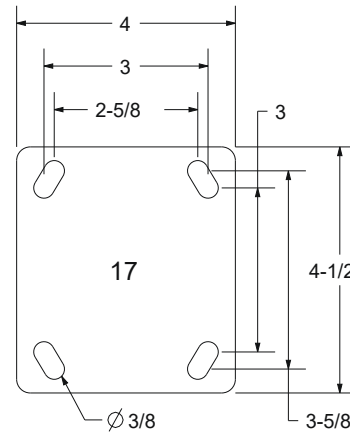


Caster Wheel Diameter	Extended Height	Retracted Height	Adjustable Range	Part #
4"	5-7/8"	4-5/8"	5/8"	FL40117AJ
5"	6-3/4"	5-1/2"	5/8"	FL50117AJ
6"	7-3/4"	6-1/2"	5/8"	FL60117AJ
8"	9-1/2"	8-1/2"	5/8"	FL80117AJ

FLOOR LOCKS CONTINUED

Ergonomic Floor Lock

- Extended ON/OFF pedal for ergonomic operation



To fit caster series 27, 39, 41, 43, 45

Caster Wheel Diameter	Extended Height	Retracted Height	Part #
5"	6-13/16"	5-3/16"	FL50ERG
6"	7-3/4"	6-1/8"	FL60ERG
8"	9-1/2"*	7-7/8"	FL80ERG

*add a shim plate when the caster has metal wheel

Stainless Floor Lock

- S304 stainless structure is corrosion resistant

Best suited applications:

- Around water-boating environments, fisheries, cruise ship, etc.
- Pharmaceutical, medical/hospital and laboratories
- Food processing (chicken/slaughter plants)
- Medical waste disposal
- Some clean rooms
- Autoclaves
- Bakeries



To fit caster series 31, B1, B3, S5, 4S

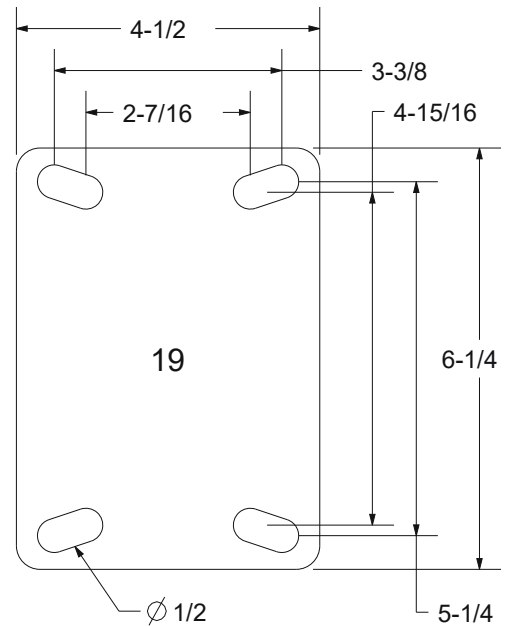
Caster Wheel Diameter	Extended Height	Retracted Height	Part #
4"	5-7/8"	4-5/8"	FL40S17
5"	6-3/4"	5-1/2"	FL50S17
6"	7-3/4"	6-1/2"	FL60S17
8"	9-1/2"	8-1/2"	FL80S17



FLOOR LOCKS CONTINUED

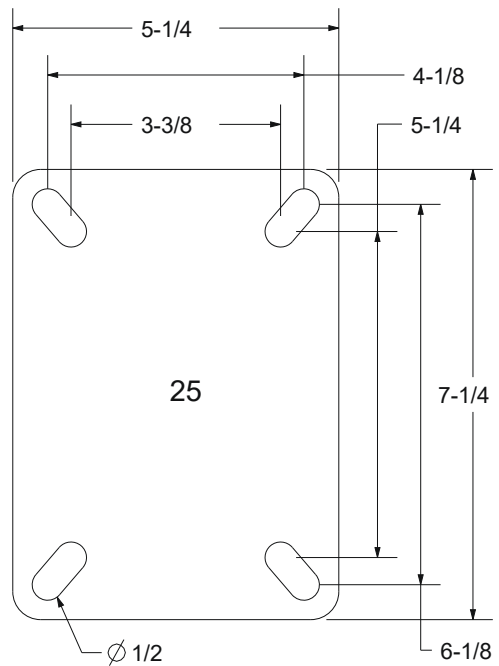
Cast iron floor Locks

FLOOR LOCKS



To fit caster series 53, 57

Caster Wheel Diameter	Extended Height	Retracted Height	Part #
6"	8"	6-7/8"	FL60319
8"	10-1/4"	9-1/8"	FL80319
10"	12-1/4"	11-1/8"	FL10319



To fit caster series 55, 61

Caster Wheel Diameter	Extended Height	Retracted Height	Part #
6"	8-1/2"	7-1/8"	FL60325
8"	10-5/8"	9-1/2"	FL80325
10"	12-5/8"	11-1/2"	FL10325

FLOOR LOCKS CONTINUED

Heavy duty Floor lock to fit caster series 53, 55, 57, 61

- Mounting bolt hole 2-7/16" x 4-15/16" to 3-3/8" x 5-1/4"
- Top plate 4-1/2" x 6-1/4"




To fit caster series 53, 55, 57, 61

Caster Wheel Diameter	Extended Height	Retracted Height	Part #
6"	8-8/16"	6-1/2"	FL60D19
8"	10-9/16"	9"	FL80D19

Adjustable Floor lock to fit caster series 53, 55, 57, 61

- Mounting bolt hole 2-7/16" x 4-15/16" to 3-3/8" x 5-1/4"
- Minimum retraction 6-7/8", maximum retraction 10-1/8"
- Minimum extension 8-1/4", maximum extension 11-9/16"
- Adjustable height for uneven floor
- Top plate 4-1/2" x 6-1/4"



Caster Series	Caster Wheel Diameter	Adjustable Range	Extended Height	Retracted Height	Part #
53,55,57,61	6",8"	3-3/8"	8-1/4"-11-9/16"	6-7/8"-10-1/8"	FL00J19



TRIPLE SWIVEL DOLLY BASE

- Pre-drilled mounting holes for triple swivel casters
- With lubrication fitting



Caster Mounting Spacing	Caster plate Number	Plate Base Thickness	Mounting bolt	Load capacity	Part Number
2-7/8" X 1-3/4"	06	5/16"	5/16"	1000	DPL0006
3-15/16" x 2-13/16"	17	3/8"	3/8"	2000	DPL0017

TURN TABLE

- Hardened raceway with a lubrication fitting

- Zinc plated

Applications:

- Work stations
- Display
- Material handling
- Packaging
- etc.



Description	Top Plate	Bottom Plate	Overall Height	Capacity	Part Number
3/8" ball bearings, 2-3/8" raceway	4" x 4-1/2"	4" x 4-1/2"	1-9/16"	2000	451710916
		4-1/2" x 6-1/4"	1-9/16"	2000	451910916
		5-1/4" x 7-1/4"	1-13/16"	2000	452511316
1/2" ball bearings, 3" raceway	4-1/2" x 6-1/4"	4-1/2" x 6-1/4"	1-11/16"	7000	611911116
		5-1/4" x 7-1/4"	2-1/16"	7000	612520116
5/8" ball bearings, 4-1/2" raceway	6-1/4" x 7-1/2"	6-1/4" x 7-1/2"	2-3/8"	20000	633020308
3/4" ball bearings, 7" raceway	8-1/2" x 8-1/2"	8-1/2" x 8-1/2"	2-1/2"	40000	654520102

WELD PLATE/SHIM PLATES

- Used to increase height of Casters
- Can be welded or bolted on



Overall Size	Thickness	Bolt Hole Pattern	Unplated	Zinc Plated	Stainless
2-3/8" x 3-5/8"	0.15"	1-3/4" x 2-7/8" slotted to 3"	14ZZZZZZZ06UY	14ZZZZZZZ06YY	
3-1/8" x 4-1/8"	0.15"	1-3/4" x 2-15/16" to 2-3/8" x 3-3/8"	14ZZZZZZZ11UY	14ZZZZZZZ11YY	
4" x 4-1/2"	0.215"	2-5/8" X 3-5/8" Slotted to 3" x 3"	28ZZZZZZZ17UY	28ZZZZZZZ17YY	32ZZZZZZZ17YY
4-1/2" x 6-1/4"	.215"	2-7/16" x 4-15/16" slotted to 3-3/8" x 5-1/4"	44ZZZZZZZ19UY		
4-1/2" x 6-1/4"	0.325"	2-7/16" x 4-15/16" slotted to 3-3/8" x 5-1/4"	54ZZZZZZZ19YY		
5-1/4" x 7-1/4"	0.325"	3-3/8" x 5-1/4" slotted to 4-1/8" x 6-1/4"	56ZZZZZZZ25YY		
4" x 4-1/2"	0.307"	3" x 3" tap 3/8" - 16	62ZZZZZZU317		
6-1/4" x 7-1/2"	0.36"	4-1/2" x 6" slotted to 4-1/8" x 6-1/8"		64ZZZZZZZ30YY	
77mm x 96mm	0.15"	45mm x 75mm to 60mm x 80mm	FRZZZZZZZMSUY		
4-1/2" x 6-1/4"	0.325"	2-7/16" x 4-15/16" slotted to 3-3/8" x 5-1/4"			S58ZZZZZZZ19YY



BUMPERS

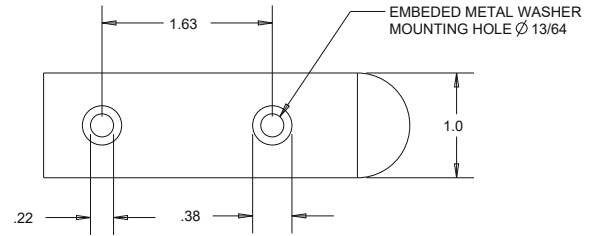
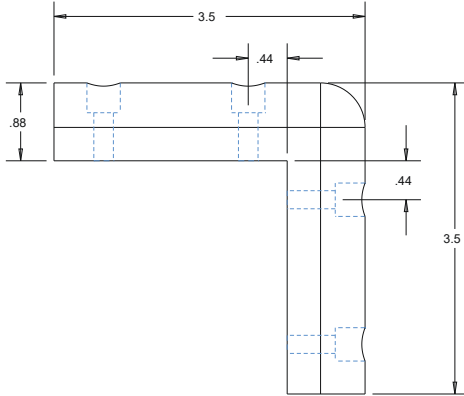
Corner Bumpers

- Equipped with steel Insert

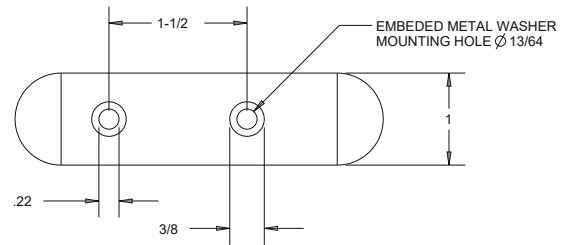
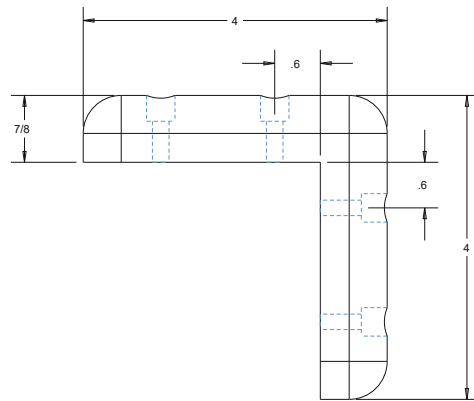
Color	Part #
Black	CB100B
Gray	CB100G
Gray	CB100G-BC
Gray	CB101G



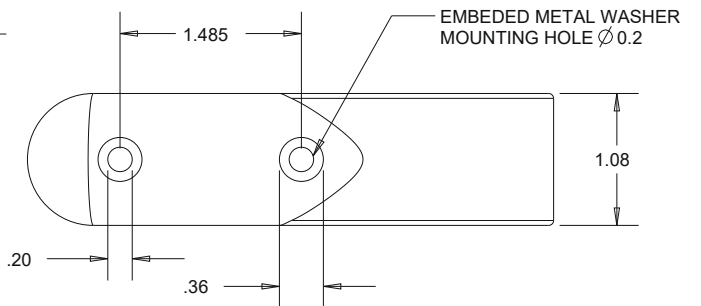
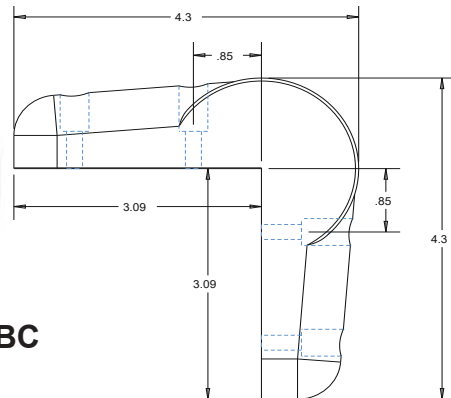
CB101



CB100



CB100



CB100G-BC

Rolling Bumper

- Varieties of Center bushings to fit caster stems
- Gray rubber bonded to zinc plated insert
- Extra Thick edge 13/16"
- Diameter 5"

Part #	Caster Stem Dia.
CB50070	1/2"
CB50093	13/16"
CB50095	0.846"
CB50073	1"
CB50074	1-1/8"



Tubing Bumper

- Fit into 1" O.D. Tubing
- Bumper diameter 3-1/2"

Part #	I.D.
CB200	1"



End Bumper

- Generally used on the Ends of tubular handles on carts
- Equipped with steel Insert
- Diameter: 3-1/4"

Part #	I.D.
CB300	5/16"
CB301	1/2"





Rubber Cap For Dollies

- Fits standard 18 x 3 dollies
- 1" deep

Part #

DC1830



Spring Loaded Latches

Part #RKLR002

- Round
- Barrel-Round Nose



Part #RKLR001

- Round
- Barrel-Slanted Plunger



Part #RKLH001

- Hexagon
- Barrel-Beveled Plunger





WE'RE ALWAYS AROUND!

Durable Superior Casters® is the leading brand in North America. We have a broad line of casters for industrial, medical, fixture and many other needs, with the strength in Engineering, Customs Design, Quality, Service and Availability.



We provide 3-year warranty on selected Durable Superior Casters® from the purchase date. Look for the 3-year warranty icon in the catalogue. All other Durable Superior Casters® is 1-year warranty from purchase date.

This warranty does not cover damages caused by misapplication, misuse, abuse, modification, improper installation or lack of regular lubrication maintenance. This warranty is exclusive and there are no other warranties, express or implied, such as an implied warranty of merchantability or fitness for particular purpose. This remedy is the sole remedy in contract, tort or otherwise, and Durable Superior Casters® is not liable for incidental, consequential or special damages. Warranty does not apply on any hybrid casters using a combination of Durable Superior Casters® parts with any other brands' parts.

All Data in This Catalogue is based on ASTM Standard 23°C or 77.5°C.

